National Assembly

Elections in Pakistan

1970-2008

A compendium of elections related facts and statistics

Gul Hayat Institute

Church World Service Pakistan/Afghanistan
Free and Fair Elections Network

National Assembly Elections in Pakistan - 1970-2008

A compendium of elections related facts and statistics

Developed by
Tahir Mehdi
Tahir Naqqash, Shoaib Tariq and others at
Punjab Lok Sujag
Flat 8, RB 1, Awami Complex Garden Town, Lahore
sujag.lhr@lokpunjab.org

Backgrounds and Monographs are written by Tahir Mehdi while Tahir Naqqash and Shoaib Tariq played a major role in data compilation besides providing assistance in the overall task.

Published jointly by
Church World Service-Pakistan/Afghanistan
PO Box 20048, Karachi
www.cwspa.org
and
Free and Fair Elections Network
224 Margala Road, F 10/3, Islamabad
www.fafen.org

With the support of
Evangelischer Entwicklungsdienst E.V. (EED), Mensen met een Missie/People on a Mission, Swiss Development Corporation and Misereor

Distributed by
Sanjh Publications
46/2 Mozang Road, Lahore
Ph: 42 3735 5323

August 2010

Gul Hayat Institute

ISBN 978-969-8882-39-6

Any part of this publication can be reproduced by any not-for-profit organization with prior permission of and by duly acknowledging the original producers and publishers.

This work is primarily focused on providing information and opinion based analysis of issues has been intentionally avoided. Any views expressed on any issue in this work are of the author and the two publishing organizations may not necessarily ascribe to or share the same.

Church World Service
Pakistan/Afghanistan

Church World Service-Pakistan/Afghanistan is an international non-governmental organization which implements humanitarian and development activities across Pakistan and Afghanistan. Since 1954, CWS-P/A has worked for the development and relief of marginalized communities on the basis that all individuals irrespective of race, faith, color, sex, economic status, or political opinion have the right to choose how to live. The organization assists communities to achieve economic prosperity and improve human and social capital through participatory endeavors, which liberate families and enhance their capacities to take control over their lives. Committed to quality performance, human rights, right to access information, and right to complain, CWS-P/A ensures that its humanitarian and development initiatives provide communities with their pertinent right and authority over resources. Currently, CWS-P/A operates from its central office in Karachi and additional offices in Islamabad, Lahore, Mansehra, and Swat in Pakistan and Jalalabad and Kabul in Afghanistan. It also runs a training center in Murree, Pakistan. Projects are organized out of its three programs: Capacity Building Program, Disaster Management Program, and Social Development Program. CWS-P/A's thematic priorities include: emergency response; water, sanitation, and the environment; health; education; livelihoods; peace and governance; and quality and accountability.

With a network of close to four hundred partners, CWS-P/A adopts various approaches for project implementation. The organization can either be fully or semi-operational or work directly with an implementing partner depending on the type of initiative. This versatility enables CWS-P/A to cater to a wide range of initiatives within the scope of its thematic areas according to the needs of the communities, thus, preserving their dignity, self-reliance, participation, and ownership. Globally, CWS-P/A is part of CWS, Inc. and is registered with both the governments of Pakistan and Afghanistan. Locally, it has a distinct identity through its advisory board, diverse national staff, and strong linkages with local/regional networks and partnerships. In 2005, CWS-P/A received ISO 9001:2000 (revised to ISO 9001:2008) accreditation and the following year was awarded USAID management standards certification. CWS-P/A is a member of the ACT Alliance. In 2008, CWS-P/A became a full member of the Humanitarian Accountability Partnership. CWS-P/A is also a signatory to the Red Cross/Red Crescent Code of Conduct for NGOs in Disaster Relief.

Gulmayan Institute

Free and Fair Elections Network (FAFEN)

Free and Fair Election Network (FAFEN), established in 2006, is a coalition of 35 leading civil society organizations, working to strengthen all forms of democratic accountability in Pakistan. Governed by Trust for Democratic Action and Accountability, FAFEN's key achievements are:

- Observed the public display of Pakistan's draft electoral rolls and conducted the country's first statistically-valid voters' list audit in 2007
- Deployed more than 18,829 trained, neutral Election Day observers nationwide to watch the February 18, 2008 polls and 264 long-term observers to monitor the pre-election process
- Fielded long-term observers nationwide and published 19 pre-election reports
- For the February 18, 2008, General Elections, FAFEN conducted 260 simultaneous parallel Vote Tabulations (PVTs)- the largest effort in the world
- Conducted its first survey, Constituents Aspirations Survey, in December 2008 with a sample size of 3,124 respondents to get the description of the state of public opinion and also to get a deeper understanding of the values, attitudes and beliefs of people living in the constituencies
- Conducted mapping of organizations working for human rights within Pakistan
- Observed general elections at Gilgit-Baltistan in 2009 and by-elections in various constituencies of the Punjab, Balochistan and Khyber Pakhtunkhwa in 2010
- Implemented a unique methodology to observe parliamentary proceedings under its Parliamentary Watch Project
- Monitors public institutions across Pakistan and issues monthly reports on the state and performance of educational, health and other local level institutions. In addition, monthly reports on prices, crimes, incidence of disease, caseload in lower courts and political and electoral violence are issued.

FAFEN continues to implement robust programs in-between elections related to monitoring parliamentary affairs, connecting constituents to their elected representatives, monitoring the performance of public and elected institutions and advocating electoral and democratic reforms. FAFEN is also monitoring political and electoral violence, peace activities and promoting active citizenry through ongoing civic education activities across the country. FAFEN is currently implementing Democratic Governance Program in 150 National Assembly constituencies in 108 districts across Pakistan.

Gul Hayat Institute

Punjab Lok Sujag

Punjab Lok Sujag is a not-for-profit organization working in Pakistan since 1997. Lok Sujag, literally meaning people's awareness/awakening, has set itself the mission: To strive for a society that respects rights of fellow beings; cherishes democratic values and offers equal economic opportunities to all. Though its project portfolio and work strategies are quite diverse, it prefers to define itself as a research and advocacy organization. Sujag has undertaken a number of research initiatives on its own besides providing research based inputs to many other organizations. Its areas of research include gender, health, agriculture, governance and politics.

Some of its recent works include socio-political profiles of 15 National Assembly constituencies, a field study on domestic violence in rural Punjab, livelihood profiles of 15 districts of Pakistan, a field based study of wheat economy of Punjab and a study of small tomato farmers and the economy of minor crops.

Sujag has three offices in Lahore, Sahiwal and Faisalabad.

Credits and acknowledgement

Narratives of elections related facts, Background and Monographs, have drawn information from published documents of the Election Commission of Pakistan. This was supplemented by consulting gazette notifications and press reports.

Monographs of 1977 and 2008 elections however rely solely on newspaper reports, notifications and available legal documents. The Commission never published the report on 1977 and the 2008 one is still awaited. The detailed results, Statistics, are also quoted from official records except in the case of 1970, where we partly relied on newspaper reports and for 1977 that was completely drawn from newspapers.

We are indebted to a number of individuals and organizations whose help and assistance made this project possible. Daily Dawn's archive section in Karachi deserves a special thank. It would have been impossible to work on the most problematic section of this book related to the 1977 without the help and assistance provided by the very kind people at Dawn.

Aqeel Abbas Jafari's book *Pakistan ki Intikhabi siasat* was also helpful in fulfilling some data gaps. We thank him for this support.

We owe a lot to the reference section of Human Rights Commission of Pakistan, Lahore, whose help was crucial in helping us piece together the last part of this book related to 2008 elections.

We are also thankful to National Archives of Pakistan, Islamabad, libraries of the Election Commission of Pakistan and the National Assembly in Islamabad and the Punjab Public Library and Dyal Singh Library in Lahore.

Gul Hayat Institute

Foreword

Diversity is essential to human society be it cultural, linguistic, religious or political. This is in fact something that makes this world a beautiful and livable place. Differences amongst us are the latent force that drives history and progress. They however can easily convert into a destructive force if the 'different' parties fail to define principles and values to engage with each other. A just and level playing field for all is the only way to ensure that we draw strength from our differences and do not let them destroy our social fabric.

Democracy is indeed the value that the humanity has perfected over centuries to ensure that everyone is heard, each person has a say and is counted when and where it matters. It may be flawed. It may have different meanings for societies at different levels of human development. Yet perhaps that is all human being could work out till this time in pursuit of its ideals of justice, peace and prosperity.

Our country has been hesitating in endorsing democracy as a way of life and as a method of governance. And we have suffered a lot, there is no doubt about that. The details of sufferings are gorier and the experience more painful if one is standing at the margins of the society - or is categorized as a minority.

Church World Service Pakistan/ Afghanistan has witnessed and experienced the travails of common people standing on the margins. It has contributed in many ways, however small they may be, to mitigate the sufferings of the fellow countrymen (and women) since the country's early days. We were also able to share dreams and syncs heartbeats with the common people more after the nationalization (or Pakistanization) of our organization in early 1990s. CWS P/A takes pride in being an integral part of the Pakistani civil society and in standing shoulder-to-shoulder with it in its struggle for a better Pakistan.

Our current effort, the book in hand, is aimed at helping concerned citizens, political activists, academic researchers and media personnel make sense out of electoral numerals. It is intended to be a reference and a resource. We sincerely wish that its intended users would make the best out of it. And hope that like a single vote that seems insignificant when considered singly, yet has the potential of changing the fate of a nation, this work will go a long way in supporting our march towards democracy.

Marvin Pervez
Director
Church World Service Pakistan/Afghanistan

Gul Hayat Institute

Contents

Introduction ... 18

Section 1:
1970

Background:
Elections in Pakistan (1947-69) ... 24
First Constituent Assembly
Second Constituent Assembly
First National Assembly under 1956 Constitution
Ayub's Basic Democrats, making of new Constitution
First National Assembly under 1962 Constitution
2nd National Assembly under 1962 Constitution
3rd (aborted) elections to NA under 1962 Constitution

Monograph:
General Elections 1970 ... 28
Martial Law and announcement of elections
Re-organization of Election Commission
Electoral rolls
Delimitation of constituencies
Adult franchise extended to selected tribal areas
First direct elections to the National Assembly
Marking system for balloting
Election staff
Security at polling stations
Participation of political parties
Nominations/ qualifications of candidates
Code of conduct
Announcement of progressive results
Uncontested winners
Election expenses
Women voters
Women candidates on general seats
Elections to reserved seats for women
Expenditure on elections
Party abbreviations and election symbols

Summary:
Election results ... 44

Statistics:
Detailed results ... 46

Gul Hayat Institute

Section 2:
1977

Background:
Important elections related events (1970-77) ... 106
The assembly that could never meet
Pyrrhic by-elections
Awami League's Six Points
Constitution making by the rest of the Assembly
Parliamentary system
Enactment of election laws
Representation of People Act 1976
Constitutional amendment for reserved seats

Monograph:
General elections 1977 ... 114
Announcement of elections
Election Commission
Electoral rolls
Delimitation of constituencies
Alliance of opposition parties
Election symbols, PNA case and change in law
Nominations and uncontested winners
Boycott of elections in Balochistan
Code of conduct
Election staff
Copy of ballot count for polling agents
Media coverage
Elections to seats reserved for non-Muslims
Women voters
Women in general elections
Reserved seats for women
Expenditure on elections
Party abbreviations and election symbols
Reconstructing details of 1977 elections

Summary:
Election results ... 132

Statistics:
Detailed results ... 134

Section 3:
1985

Background:
Important elections related events (1977-85) ... 168
Opposition boycott and agitation
Summary inquiries into election irregularities
Election tribunals
Resignations by elected members of PPP
Suggested electoral solutions to the crisis
Talks between parties; 'agreement' on fresh elections
Military take-over and first promise of fresh elections
Second promise of holding fresh elections
Gen Zia's referendum

Monograph:
General elections 1985 ... 174
Constitutional framework
Announcement of general elections
Changes in laws
Electoral rolls
Delimitation of constituencies
Qualifications and disqualifications of candidates
Double membership and multi-constituency contestants
Introduction of District Returning Officers
Consolidation and announcement of results
Election expenses
Uncontested winners
By-elections on vacated seats
Elections to non-Muslim seats
Women voters
Women contestant on general seats
Elections to seats reserved for women
Elections in FATA
Expenditure of elections

Summary:
Election results ... 187

Statistics:
Detailed results ... 188

Gul Hayat Institute

Section 4:
1988

Background:
Important elections related events (1985-88) ... 232
Non-party government and restoration of constitution
Revival of political parties
Dismissal of government and the court case
Death of Zia and announcement of elections

Monograph:
General elections 1988 ... 234
Election Commission
Electoral rolls
Delimitation of constituencies
Return of the political parties in elections
Nine-party electoral alliance Identity cards for voting
Judicial officers appointed election personnel
Multi seat contestants
Staggered polls
Number of proposers
Election expenses
Uncontested winners
Proceedings terminated
Election declared void and re-polling
By-elections on vacated seats
Elections to non-Muslim seats
Women voters
Women contestants on general seats
Election to seats reserved for women
Expenditure of elections
Party abbreviations and election symbols

Summary:
Election results ... 248

Statistics:
Detailed results ... 250

Section 5:
1990

Background:
Important elections related events (1988-90) ... 294
Election of the president
No confidence motion against the Prime Minister
Dismissal of PPP government and the caretakers
Court cases against dismissal
Changes in laws

Monograph:
General elections 1990 ... 296
Election Commission
Electoral rolls
Delimitation of constituencies
Political alliances
Identity card for voting
Appointment of judicial officers
Nominations and contestants
Election symbols
Voters objecting nomination
Election expenses
Code of conduct
Proceedings terminated
Re-polling/ re-counting orders
Uncontested winners
By-elections on vacated seats
Elections to seats reserved for non-Muslims
Women voters
Women contestants on general seats
Reserved seats expire
Expenditure of elections
Party abbreviations and election symbols

Summary:
Election results ... 306

Statistics:
Detailed results ... 308

Gul Hayat Institute

Section 6:
1993

Background:
Important elections related events (1990-93) ... 354
Dismissal and restoration of government
High drama in provinces
The final show down

Monograph:
General elections 1993 ... 356
Electoral rolls
Delimitation of constituencies
Supervision and assistance by the armed forces
Political alliances and MQM boycott
Loan defaulters barred
Declaration of assets
Election expenses
Code of conduct and ban on posters
Result announcement at polling stations
Election symbols
Uncontested winners
Re-poll/recount
Proceedings terminated
By-elections on vacated seats
Election to seats reserved for non-Muslims
Women voters
Women contestants on general seats
No reserved seats
Expenditure of elections
Party abbreviations and election symbols

Summary:
Election results ... 370

Statistics:
Detailed results ... 372

Section 7:
1997

Background:
Important elections related events (1993-97) ... 420
Election of the president
Change of governments in Pakhtunkhwa and Punjab
Dismissal of government and court cases

Monograph:
General elections 1997 ... 423
Election Commission
Electoral Rolls
Delimitation of Constituencies
Adult franchise in FATA
New political parties and JI boycott
Election staff
Loan, tax and utility bill defaulters barred
Annual statement of assets
Party defections checked; leaders empowered
Election expenses
Election expenses by parties
Ban on hoardings, banners and posters
Code of conduct made obligatory
Simultaneous poll
Some other features
Election symbols
Uncontested winners
Proceedings terminated
By-election on vacated seats
Election to non-Muslim seats
Women voters
Women candidates on general seats
No reserved seats
Expenditure on elections
Party abbreviations and election symbols

Summary:
Election results ... 438

Statistics:
Detailed results ... 440

Gul Hayat Institute

Section 8:
2002

Background:
Important elections related events (1997-2002) ... 490
End of Eighth Amendment
Fourteenth Amendment against party defections
Election of the president
Military take over and the court cases
Musharraf becomes president and holds referendum
Introduction of new system of governance
Revival of Article 58(2)(b)

Monograph:
General elections 2002 ... 496
Legal framework
Election Commission
Political Parties Order 2002
Electoral rolls
Increase in number of seats and delimitation
Qualification of candidates
Only graduates to contest
Political parties and alliances
Laws on party defections relaxed
Independents allowed to join parties
Posters, hoardings allowed
Code of conduct
Election expenses
Simultaneous polls
Uncontested winner
Proceedings terminated
Results withheld, provisionally notified
Women voters
Women candidates on general seats
Rules for reserved seat elections changed
Courts stay elections to the reserved seats
Elections to the seats reserved for women
Calculation of party shares
Elections to vacated reserved seats
Elections to the seats reserved for non-Muslims
Multiple-constituency winners and by-elections
Expenditure on elections
Party abbreviations and election symbols

Summary:
Election results ... 516

Statistics:
Detailed results ... 518

Gul Hayat Institute

Section 9:
2008

Background:
Important elections related events (2002-08) ... 580
Seventeenth Amendment; return of Eighth amendment
Vote of confidence for President
Party defections
Fake degree cases
Madrassa certificates issue
Prime minister changed
President's dual office
Dismissal and restoration of Chief Justice
Musharraf's election as President
Imposition of emergency

Monograph:
General elections 2008 ... 588
Legal framework
Election Commission
ELECTORAL ROLLS:
- Updating the two rolls
- Joint electorate for all but Ahmedis
- Preparation of fresh and computerized rolls
- The ID card issue
- Verification 'row' with NADRA
- Millions of voters go missing
- Missing voters court case and updating of rolls

Delimitation of constituencies
International community's interest and assistance
The most monitored elections
Code of Conduct for contestants
Security arrangements
State support for its favorite party
New electoral props
Election campaign goes on air
Result announcement protocol
NRO and return of Benazir
Return of Nawaz
Nawaz's failure to contest elections
Breaking down of religious parties' alliance
Boycott of elections
Parties and factions merged to form PML
Splinter groups of PPP
MQM goes national
Assassination of Benazir and postponement of polling
Uncontested winners
Election proceedings terminated/postponed
Notification delayed for legal controversies
By-elections on seats vacated by multiple winners
Women voters
Women candidates on general seats
Independents joining parties
Elections to reserved seats
Party abbreviations and election symbols

Summary:
Election results ... 622

Statistics:
Detailed results ... 624

Gul Hayat Institute

Introduction

Four periods

Pakistan's electoral history can broadly be divided into the following four periods.

1909-1946

The first period started in 1909 when the colonial rulers yielded to the rising political consciousness of the local classes and decided to share power with them by setting up legislative councils. Powers of the councils were very limited and their acts were subjected to approval of the colonial overlords. The method of induction initially was nomination by the government which later gradually gave way to limited franchise elections. The franchise though slowly expanded but remained way short of being universal even at the end of this period in 1946.

1947-58

The members inducted in the legislative councils elected through limited franchise assumed the responsibility of framing a constitution for the new born country. The process took longer than expected. It indeed was a Herculean task to work out a socio-political contract among classes with conflicting economic interests and groups with distinct ethnic and linguistic identities. The constitution finally made in 1956 satisfied none and died in infancy. No elections were held under the new constitution. Elections to the State Assemblies (later Provincial Assemblies) were however held during the period under an amended Government of India Act of 1935.

1958-69

The military stepped into the power corridors in 1958 with a firm resolve to do away with 'democratic niceties' declaring them unsuitable for an under developed country like Pakistan. The military used its muscle to impose a compromise and wrote a constitution for the country that was all for a centralized presidential system of governance. The new political paradigm not only dubbed politicians as incompetent, it also cast doubts on people's ability to elect a responsible government. It thus enforced an indirect election systems whereby an electoral college was first elected through adult franchise that later elected the President and the National and the Provincial Assemblies. This electoral concoction however failed to cure the ills of the country.

1970-to present

The failure of the military's experiments with democracy led the country back to accept the golden principles of democracy. The ruling elite acknowledged that it can no longer deny the people the right to directly elect a government through adult franchise. General elections 1970 were the embodiment of this realization. The country had been derailed from this path more than once since then. The recent electoral history of the country is in fact a tug of war of between two major forces one struggling to sustain the 1970's gains and build further on those and the other trying to undo those and pull back the country to an autocratic rule. We thus had generals during the period using force to alter and engineer the electoral machinery to make it work the way that pleased them.

The book hand is concerned with the last of the four periods that witnessed nine general elections in the country.

Gul Hayat Institute

Nine elections

The nine elections held during the period 1970-2008 were sporadic, to say the least. The 1985 election was held eight years after the previous one while 1988 and 1990 had a gap of less than two years. Only two elected assemblies can claim to have lived a reasonably long life. The 1970 assembly, though halved by the separation of East Pakistan, sworn in in 1973 and was dissolved by the government in 1977. The 2002 assembly is technically the only assembly that lived its constitutional life of five years though it worked under an overbearing general.

No two elections in the country have ever been held under the same laws and the rules. Three of the nine were under Legal Framework Orders as constitution was either not there (in 1970) or was held in abeyance (in 1985 and 2002) by a military ruler. Four were held as the nosy presidents smelled a rat and dissolved the assemblies prematurely. They also amended the rules at will for the subsequent elections through ordinances. Five of the nine elections separated non-Muslims from Muslims. There were reserved seats for women in six but not in three (1990, 93, 97). The system of elections to the reserved seats also kept changing and so did the number of seats. All this means that each of these elections had been unique, not only for its distinct political significance but also from the point of view of exclusiveness of the electoral process adopted for it.

The book in hand attempts at placing each in its full context. Our emphasis is on electoral processes and information.

Four parts each

The book has nine sections each dealing with a general election. Each section is divided further into the following four subsections:

Background

The brief section deals with the developments between two consecutive elections. It limits itself to those related to election process or to such major events that impacted the electoral process in a big way. It is not an account of political developments and emphasis is on information and not on analysis.

Monograph

The section provides technical details of the electoral process adopted for that particular election. It attempts to answer questions like how were the electoral rolls prepared and constituencies delimited, what rules were set for qualification and disqualification of candidates, how and what type of electoral machinery was set up, which political parties allied with whom and what were the arrangements for including (or excluding) women and religious minorities in the electoral process. The section also touches upon the applicable laws and/or important changes made. It lays emphasis on dates and relevant statistics. The section concludes with a list of names of participating political parties, their abbreviations used and their elections symbols.

Summary

The two-page spread offers the election results at a glance. The graphics present national and provincial break-up of voter

Gul Hayat Institute

turnout, number of seats won by major political parties and the number and percentage of votes secured by them at the national and the provincial levels.

Statistics

This section gives detailed official results (except in case of 1977 elections) of each constituency that includes number of registered voters, turnout and names, party affiliations and votes polled by each of them. It follows the following format:

NA 208

Jacobabad

2002: NA 208 Jacobabad 1

Registered voters	271,568		
Total votes polled	76,961	Turnout	28.3%
Valid votes	74,040	Rejected votes	2,752

Mir Ijaz Hussain Jakhrani	PPPP	52,813
Fahad Malik	PML	16,482
Illahi Bakhsh Soomro	PML (N)	3,879
■ Miliha Malik	IND	309
Mir Mumtaz Hussain Jakhrani	IND	150
Nadeem Brohi Bhai	MQM	109
Mir Shafqat Hussain Jakhrani	IND	80
M. Aslam Abro	IND	64
Siri Chand Lal Bhawnani	IND	60
Abdul Wali Khan Jakhrani	IND	51
M. Umar Soomro	IND	23
Mushtaq Ahmad Bhai	IND	20

This is the detailed result of the constituency for the 2008 general elections. The third line above gives the name of the constituency in previous elections. This line is omitted from the records if there was no **change in the name of the constituency** or if the change could not be ascertained because of large scale changes in delimitation like changes in constituencies between 1997, when total number of general seats was 207, could not be tracked into the 2002 constituencies when their number was increased to 272.

Women candidates on general seats have been marked by a purple-colored square bullet (■).

Some constituency blocks include a note specifying any further information (like polling was delayed till such and such date due to law and order situation) or details of a **by-elections** held in the constituency after the general elections.

The account of by-elections is however not exhaustive as detailed results of some by-elections could not be accessed. Some information about the by-elections held immediately after the general elections is however included in all the sections. These by-elections are held on the seats that are vacated by multiple-constituency winners and in those constituencies where polling was delayed for some reason or proceedings were terminated due to death of a contesting candidate.

Gul Hayat Institute

Important notes

Note on 1970 election section
The official record of the 1970 elections provides votes polled by different parties in each constituency. It however misses out the names of the candidates. We have sifted through the newspapers and were able to identify names of all but 44 of the 1,574 candidates. These were mostly independents who secured so few votes that the papers excluded them from their reports.

Note on 1977 election section
There is no official record of the general elections 1977 available. The entire section is thus constructed using newspaper reports and other publications and is an unofficial account.
The Background and the Monograph sections of the 1977 election are quite comprehensive and offer details comparable with those of other elections that are based on official documents, yet the Statistics and consequently the Summary parts are incomplete. Major gaps in the data are related to votes polled by independent minnows and the number of rejected votes in each constituency. We have however worked out an estimate of number of rejected votes using data from the previous (1970) and the subsequent (1985) elections and given an approximation of turnout for each constituency. For details of data gaps and bridging attempts, please see the Important note at the beginning of statistics part of the 1977 section.

Note on 2008 election section
The Election Commission had not published the official report of the 2008 elections till the completion of this book. The Commission generally publishes it within a year or so of the elections. There is thus no official and published account of the past elections available.
The Commission however has a website now which is a very good omen. The website is not very comprehensive and does not offer certain details that we needed to develop the Monograph of the election. It misses information on important issues like how were the new electoral rolls developed. We thus had to mix newspaper reports with official documents available on website and otherwise to accomplish this task.
The detailed results of these general elections have been quoted from the website as well. The statistics available on the website have a problem which we could not solve and have produced those as such. Here is a brief description of the problem. The sum of polled valid votes and rejected votes is not equal to the total polled votes for most of the constituencies. The difference is not much and in no case is greater than the difference of votes polled by the winner and the runner up implying that any correction effort could not have altered the results.
We have given in the detailed results both the actual number of polled votes calculated by adding votes polled by all the candidates and the rejected votes and the figure given by the EC as the number of total polled votes. Turnout has been calculated based on the EC figure.

Gul Hayat Institute

SECTION 1

1970

Gul Hayat Institute

Elections in Pakistan (1947-69)

First Constituent Assembly

The Constituent Assembly of India comprised of members indirectly elected by members of the State Assemblies elections to which were held on the basis on limited franchise in 1945-46. Muslim League had bagged all 30 Muslim seats in the Central Legislative Assembly and a whopping 446 of the total 495 Muslim seats in State (Provincial) Assemblies. All these translated into 73 seats for Muslim League in the 296-member Constituent Assembly. The Muslim League stayed away from the Constituent Assembly, as it could not reconcile its differences with the Congress. The Congress dominated Constituent Assembly met anyway on December 9, 1946 and started working on the framing of the Constitution for the new country.

On June 3, 1947, the British government finally announced its plan to partition India into two states. Under the Independence Act 1947, a separate Constituent Assembly for Pakistan was formed comprising 69 members that had already been elected indirectly by the members of the State (Provincial) Assemblies that now formed Pakistan. Quaid-e-Azam Mohammed Ali Jinnah announced the Constituent Assembly of Pakistan on July 26, 1947. It met for the first time on August 11, 1947 in Karachi. Of its 69 members, 44 were from Bengal, 17 from Punjab, 4 Sindh, 3 Khyber Pakhtunkhwa and 1 from Balochistan.

The strength of the Constituent Assembly was later raised to 79. Six additional seats were reserved for refugees from India settled in western provinces (five in Punjab and one in Sindh). Four more were created to represent the states of Bahawalpur, Khairpur, Balochistan States Union (Kalat, Makran, Lasbela and Kharan) and the states of Khyber Pakhtunkhwa on their accession to Pakistan.

Muslim League enjoyed an overwhelming majority as 49 (of 69) members belonged to the party while 11 were members of the Pakistan National Congress. The Muslim League tally rose to 60 when the assembly's strength grew to 79.

As the Constituent Assembly pursued its work rather slowly, elections to the provincial legislatures now forming Pakistan were held as their terms expired. Elections to Punjab Assembly were held in March 1951, Khyber Pakhtunkhwa Assembly in November-December 1951, Sindh Assembly in May 1953 and to the Bengal Assembly in April 1954. Opponents and critics leveled serious allegations of gross misconduct and fraud by the Muslim League government in elections in Punjab, Sindh and Khyber Pakhtunkhwa. The nationalist parties in Bengal wiped out Muslim League from the provincial legislature. Muslim League could secure just 10 of the 309 seats in the Bengal Assembly while the alliance of three Muslim parties (Awami Muslim League, Krishak Sramak Party and Nizam-e-Islam) bagged 223.

Gul Hayat Institute

Second Constituent Assembly

Governor General Ghulam Mohammed dissolved the Constituent Assembly on October 24, 1954 when it was believed to have almost completed its task. The dissolution was challenged by the President of the Assembly, Moulvi Tameezuddin in the Chief Court of Sindh which decided unanimously in his favor. The government filed an appeal against the decision in Federal Court that decided with a majority of four to one in favor of the dissolution under the doctrine of necessity.

The Governor General first tried to assume the powers to frame a constitution himself and then to appoint members of a Constituent 'Convention' but was checked by the Federal Court through its decisions especially the one it gave on May 10, 1955 in response to the Reference by the Governor General.

At the end of the legal wrangling, a new Constituent Assembly was formed whose members were elected by the same procedure as was adopted for the first Constituent Assembly. The elections to the four Provincial Assemblies had already been held, their members thus elected the Constituent Assembly by the method of proportional representation with a single transferable vote. The Governor General was, however, able to manipulate the number of seats allocated to each province and/or area. Though the One Unit scheme was finally set up later in 1955, the number of seats allocated in the second Constituent Assembly to Bengal (40) was made equal to that of all western areas/provinces put together. This was termed as 'principle of parity' implying that the western and the eastern wings of the country shall have equal say in the framing of the Constitution.

Following was the distribution of seats in the new Constituent Assembly:

Bengal	40
(including 9 for non-Muslims)	
Punjab	21
(including 1 for non-Muslims)	
Khyber Pakhtunkhwa	4
Sindh	5
(including 1 for non-Muslims)	
Balochistan	1
Balochistan States Union	1
Frontier states	1
Tribal Areas	3
Khairpur State	1
Bahawalpur State	2
Karachi	1
Total	80

The Governor General attempted to nominate the members from the areas that did not have the provincial assemblies but was checked by the Court that ruled that the arrangement for representation of princely states and tribal areas could be made only by the Constituent Assembly and not by the Governor General. Special provisions were later made for elections of members from these areas.

Since, Muslim League had been reduced to a miserable minority in the Bengal Assembly; the League also lost the majority it had enjoyed in the first Constituent

Ghulam Hayat Institute

Assembly. Its strength now was 25 while United Front had 16 and Awami League 12 members.

Second Constituent Assembly first met on July 7, 1955 and started working on the new constitution. Since the spadework had already been done by the various committees formed by the first Constituent Assembly, the parties were able to negotiate on the same and the Constitution was adopted on February 26, 1956 and came into force on March 23, 1956. A number of parties including the Awami League of Bengal though continued to oppose it.

First National Assembly under 1956 Constitution

With the coming into force of the Constitution, the Constituent Assembly became the first National Assembly of the country. It had the same 80 members. The Constitution prescribed a governance system comprising a President and a National Assembly besides the two Provincial Assemblies in East Pakistan and West Pakistan. The National Assembly was to consist of 300 members, half elected by constituencies in East and half by the constituencies in the West Pakistan. Ten seats were reserved for women, five for each of the two provinces.

With the adoption of the Constitution, Governor General Iskandar Mirza became the President of Pakistan. General elections under the new Constitution were supposed to be held in November 1958. President Mirza, however, postponed these to February 1959 through an All Parties Conference.

Before the first direct elections to the federal legislature could be held, Martial Law was imposed in the country on October 8, 1958. General Ayub Khan took over and abrogated the nascent Constitution.

Ayub's Basic Democrats and making of new Constitution

Ayub introduced a system of local self-government known as Basic Democracies. The scheme was enforced through Basic Democracies Order promulgated on October 27, 1959. It divided the Eastern and the Western wings of the country into 40,000 small constituencies each. Each of these 80,000 tiny constituencies on average had 600 voters that elected one member through universal adult franchise. Around ten rural constituencies were bunched together as Union Councils and as Town Committees in urban areas. These constituted the basic unit of governance and assigned a number of responsibilities and rights. First local bodies elections in the country were held in December 1959 - January 1960. As political activities were banned and parties declared illegal, these elections were held on non-party basis.

These 80,000 Basic Democrats elected directly on the basis of adult franchise later formed the ad hoc electoral college for a referendum held to legitimize Field Martial Ayub Khan as the President of the country. Ayub Khan won the referendum on February 14, 1960 with 95.6 percent votes in his favor. The referendum also empowered Ayub Khan to single handedly frame a new constitution for the country.

First National Assembly under 1962 Constitution

President Ayub Khan announced the new Constitution on March 1, 1962. It imposed a presidential form of government in the country. Though it provided for a National Assembly and two Provincial Assemblies, the President's words were final in almost all matters. The National Assembly comprised of 150 general seats, 75 each from the East

Gul Hayat Institute

and West Pakistan. Six additional reserved seats for women were also divided equally between the two provinces. The members of the National Assembly were not to be elected directly by the public but by an electoral college comprising the Basic Democrats. The same electoral college was to elect the President separately. This meant that a group of 500-550 Basic Democrats elected a member of National Assembly. Elections to the National Assembly were held on April 28, 1962. Since the political parties and activities were banned in the country, elections of the electoral college (in 1959-60) were held on non-party basis. The National Assembly in turn was also supposed to be non-party in its character. The Assembly, however, passed the Political Parties Act in July 1962 providing the legal framework to form and run political parties. The pro-government politicians formed what is known as Convention Muslim League and a number of opposition parties soon joined together to form Combined Opposition Party (COP).

Second National Assembly under 1962 Constitution

Under the Constitution the electoral college, the National Assembly and the President had a term of five years each. Second elections to the local bodies/Basic Democrats were held in November 1964 with pro-government members returning in great numbers. Of the total 80,000 BD members, 6,000 in West Pakistan and around 2,500 in East Pakistan were elected unopposed. 3,282 members were Tribal and thus were selected by the Political Agents of tribal agencies. Around 40 percent of those elected were sitting BD members.

These BD members formed the electoral college for the election of the President held on January 2, 1965. President Ayub defeated the COP candidate Mohtarma Fatimah Jinnah by securing 49,951 votes against her 28,691. Opposition parties and critics accused President Ayub of gerrymandering of constituencies, faulty voters' lists, bogus voting, setting of unfair rules for elections and misuse of official machinery and public money.

The new electoral college voted again on March 21, 1965 to elect 156 members of the National Assembly. The pro-government Muslim League (Convention) won an overwhelming 126 seats in the House against just 13 of the Combined Opposition Parties. The COP was an alliance of five parties - Council Muslim League, Awami League, Jamaat-e-Islami, National Awami Party and Nizam-e-Islam Party.

Third (aborted) elections to National Assembly under 1962 Constitution

Third elections of the local bodies/electoral college were scheduled to be held in November 1969 and elections to the National Assembly in February 1970. An amendment in the Constitution in 1967, raised the number of seats in the National Assembly from 150 to 200 with 100 allocated to each of the two provinces. Each province was also allocated an additional four seats reserved for women and five for persons of merit. The total strength of the National Assembly thus became 218 members. The strength of the electoral college was also raised from 80,000 to 120,000 for these elections. Each province thus was delimited into 60,000 constituencies and rolls were prepared for each. The draft electoral rolls, prepared under Electoral Rolls Order, 1964, were published in middle of 1968.

The elections however could never be held as General Yahya Khan imposed Martial Law in the country on March 25, 1969 and abrogated the 1962 Constitution.

Ali Hayat Institute

Monograph

1970 General Elections

Imposition of Martial Law and announcement of elections

With the imposition of Martial Law and abrogation of the 1962 Constitution, the country again found itself in a constitutional vacuum. Chief Martial Law Administrator General Yahya Khan announced in his first broadcast on March 25, 1969 that his sole aim was creation of conditions conducive to the establishment of a constitutional government and for the smooth transfer of power to the representatives of the people elected freely and impartially on the basis of adult franchise.

On July 28, 1969, General Yahya appointed Justice Abdus Sattar as the Chief Election Commissioner who was assigned to complete the spadework for the first general elections on the basis of the adult franchise within a year and a half.

Later on, the scheme of things to come became more clear as the general announced on November 28, 1969 that elections in the country will be held on October 5, 1970 on the principle of 'one person, one vote'. The National Assembly thus formed will frame a new constitution within 120 days or it would stand dissolved. Equally important was the general's announcement of the decision to dissolve the One-Unit of West Pakistan and restoration of the provinces in the western wing. In his address to the nation on March 28, 1970, the general announced the main features of Legal Framework Order, gazetted on March 30.

- The One-Unit system will come to an end by July 1, 1970 and the four provinces will stand restored.
- The National Assembly will consist of 313 members of whom 300 will be elected directly on the basis of adult franchise while the rest 13 reserved for women will be filled in through indirect elections.
- The seats were distributed among the provinces on the basis of their share in population as documented by the 1961 Census. 162 general (plus 7 women) seats were thus allocated to Bengal and 138 (plus 6 women) were distributed among the four provinces and the tribal areas of the western wing.
- The LFO also provided for five provincial assemblies, elections to which will be

Gul Hayat Institute

held no later than October 22, 1970.

- The Legal Framework Order constituted an Election Commission consisting of Chief Election Commissioner as its chairman and two other members each being a permanent judge of a High Court for the purpose of holding elections. Justice Abdus Sattar had already been appointed the CEC. The other two members appointed were Justice AM Sayem and Justice Malik Mohammed Akram.
- The LFO also laid down the basic guidelines that the House shall be following in framing of the new constitution.
- All political activities were allowed from January 1, 1970.

A change in election schedule was necessitated by province-wide floods in Bengal in August 1970. Elections to the National Assembly were re-scheduled for December 7, 1970 and to the Provincial Assemblies on December 17. A further adjustment had to be made as a cyclone hit parts of coastal Bengal on November 12, 1970. Elections to the nine national and 18 provincial constituencies affected by the calamity were postponed and later held on January 17, 1971.

Re-organization of Election Commission

Under the 1962 Constitution, the administration of elections was distributed between two independent bodies both working under the Chief Election Commissioner. The Provincial Election Authorities in East and West Pakistan were made responsible for elections to the electoral college based on universal suffrage. This included delimitation of electoral units, preparation of electoral rolls and conduct of elections. The Regional Election Commissions in the two provinces on the other hand were mandated to assist the CEC to conduct the indirect elections to the office of President and of members of the National and the Provincial Assemblies and organize a referendum, if required. The delimitation of the National and Provincial Assembly constituencies was the responsibility of the CEC.

The CEC ceased to hold office with effect from April 17, 1969 after the imposition of Martial Law. General Yahya appointed the new CEC on July 28, 1969 under the provisions of the 1962 Constitution and the Provisional Constitutional Order 1969. The

Gul Hayat Institute

two separate election bodies continued to work. The Provincial Electoral Authorities were entrusted with the task of preparation of new electoral rolls, which they started after the promulgation of the Electoral Rolls Order of August 29, 1969.

The dissolution of the One-Unit of the West Pakistan and restoration of the four provinces in the western wing made it necessary to re-organize the election machinery into provincial units. The dissolution was to take effect from July 1, 1970. The Legal Framework Order of March 28, 1970 setting forth more details of the coming elections provided for a unified Election Commission with five Provincial Election Commissions. The Election Commission (Officers and Servants) Rules, 1967 were amended in July, 1970 to facilitate this change. The Regional Election Commission and the Provincial Election Authorities were merged and reorganized into five Provincial Election Commissions under the office of the Election Commission. The merger in East Pakistan obviously faced no challenge but in West Pakistan the staff of the two election bodies had to be distributed over the four provinces. Each Provincial Election Commission was headed by a Provincial Election Commissioner and assisted by a Deputy or Assistant Election Commissioner. Deputy Election Commissioners were posted at important Divisional Headquarter. The Provincial Election Commissions in Dhaka, Lahore, Karachi, Peshawar and Quetta started functioning from July 1, 1970.

The Election Commission itself as contemplated by the Legal Framework Order 1970 comprised of three persons, the Chief Election Commissioner as its chairman and the two judges of high courts (of Dhaka and Lahore) as its members. It was constituted on August 1, 1970. The staff of the secretariat of the Election Commission was also strengthened.

The delimitation of the constituencies was the sole responsibility of the CEC under the 1962 Constitution. The Delimitation of Constituencies Order promulgated on April 11, 1970, however, provided for a separate commission headed by the CEC with two judges of the high court as its members, one from Dhaka and the other from Lahore. The Commission was accordingly formed on the same date and completed its task by June 25, 1970.

Electoral rolls

Ayub government increased the strength of the electoral college of Basic Democrats from 80,000 to 120,000 for the elections scheduled for November 1969. The constituencies thus were delimited and new electoral rolls were prepared. The draft rolls were published in 1968. The rolls showed 56,692,000 voters in the country (East and West Pakistan) as compared to 47,918,500 enrolled in 1964. The opponents leveled serious allegations of gross misconduct and accused the authorities of gerrymandering of constituencies and registration of bogus votes. As the election authorities invited objections/claims to the draft rolls, they were flooded by nearly 3.8 million applications.

These draft rolls were not acceptable to the political parties that were instrumental in shaping the emerging political situation after Ayub's fall. Moreover, the scheme of the upcoming elections was way too different from that prescribed by the 1962 Constitution. The Election Commission thus had to abandon altogether the work done on the rolls and started from the scratch. The Electoral Rolls Order (No 6 of) 1969 was promulgated on August 29, 1969 and the EC notified the rules there under on September 2, 1969. These provided for a fresh countrywide house-to-house cam-

Gul Hayat Institute

paign for enumeration of voters. The EC appointed members of executive and judiciary as Registration Officers - 73 in East Pakistan and 212 in the four western provinces. They worked in association with the Provincial Election Commissioners. The field force responsible for the actual enumeration comprised around 60,000 enumerators and supervisors drawn from various public sectors especially the education departments.

The enumerators were required to prepare a list of households within their assigned area (with an estimated population of 2,500 to 3,000), visit each of the household and obtain particulars of voters on prescribed forms and later copy the same on a register. The Supervisors were required to check 100 percent of the entries made in the forms by enumerators and the Assistant Registration Officers had to check at least 10 percent of the entries by personal visits to the voters' houses. The enumeration process started on October 16, 1969 and the draft rolls were displayed for public inspection from January 16, 1970. The Revising Authorities settled the claims and objections on the draft rolls by March 2 and the final electoral rolls were published on June 30, 1970.

The new rolls had 56,941,500 voters - East Pakistan 31,211,220 and West Pakistan 25,730,280. Following is the provincial break-up:

East Pakistan	31,211,220
Khyber Pakhtunkhwa	3,057,546
FATA	16,671
Punjab	16,364,495
Sindh	5,335,523
Balochistan	956,045
West Pakistan total	22,672,734
Pakistan	**56,941,500**

Some important features of the 1970 electoral rolls and the enrollment process are as follows:

1: Under Article 10 of the Electoral Rolls Order the voters' age limit was set as 21 years on October 1, 1969. The Commission however had no way to ascertain the exact age of a voter. It mentioned in its report that "an analysis of the electoral rolls according to age groups would certainly reveal a 'heaping' at age 21 year."

2: Under the Electoral Rolls Order 1969, citizenship of Pakistan was an essential qualification for registration of vote. The Citizenship Act of 1951 automatically granted the citizenship to all those who had migrated from India before April 13, 1951. Those who migrated later were required to follow a process to obtain the certificate of citizenship. The production of the certificate to qualify as a voter would have complicated the registration process. The Order thus was amended that removed the citizenship date restriction allowing all those who had migrated from India to be registered as voters in Pakistan.

3: Separate rolls were prepared for male and female voters. However, women voters were allowed to be identified (on the rolls) by describing their relationship with husband's or father's name instead of their own names.

4: During Ayub's period, a Union Council in rural areas and a Union Committee in urban areas was considered an electoral unit and a voter list for each of these was maintained. Since the political parties accused Ayub administration of gerrymandering of these units on a massive scale, the EC had to redefine and redraw the basic electoral units for which a roll was to be prepared. The EC decided that one village, instead of the cluster termed Union Council, will form an electoral unit in rural areas. The situation in urban areas was much more complicated. Urban areas were divided into wards prior to Ayub's government, the EC decided to revert to these as electoral units in urban areas. The urban areas, however, had

Gul Hayat Institute

swelled considerably during the period and it was expected that many wards would make over-sized units. Moreover, many cities had spread to takeover adjoining rural areas that never were classified as wards. To overcome this, the EC decided that a well-defined mohalla or street or a part of these shall be defined as an electoral area in case there were no wards in an urban area. Despite these improvisations, the EC faced considerable problems in defining electoral units in urban areas, especially in case of Karachi and Multan.

5: The rolls for Bengal were printed in Bengali. The Urdu-speaking voters in Bengal, however, were allowed to fill their forms in Urdu that were later transliterated into Bengali. The rolls for the western provinces were published in Urdu except for parts of Sindh that were published in Sindhi.

6: Islamabad Capital Territory was part of Rawalpindi district at the time voters were enumerated. It was later separated from Punjab and declared a federally administered area by the Province of West Pakistan (Dissolution) Order 1970 and unlike the Centrally Administered Tribal Areas, Islamabad was not allocated a separate seat in the National Assembly. The enlisted voters of Islamabad thus could not vote in either the National or the Punjab Assembly elections. The government at first tried to address this disenfranchisement of the residents of Islamabad by asking them to de-register themselves from the Rawalpindi rolls and re-register in their 'home' constituencies to cast postal ballot. The process however was too lengthy and cumbersome. Moreover, the Islamabad Capital Territory included a large number of villages as well. Islamabad was the home constituency for the residents of these villages. The government amended the Delimitation of Constituencies Order on June 8, 1970 to include the Islamabad Capital Territory in national constituency NW 27 Rawalpindi 2. The voters of Islamabad were however not eligible to vote in the elections to the Punjab Assembly.

Delimitation of constituencies

The Legal Framework Order 1970 fixed the number of members of the National Assembly at 313 of which 300 were to be elected directly through adult franchise exercised in single member territorial constituencies. The rest 13 seats reserved for women were to be filled in through indirect elections by the electoral college comprising the elected members of the assembly. It distributed these seats among the five provinces and the Centrally Administered Tribal Areas proportionate to their population as documented in the 1961 Census. It resulted in the following allocations:

	General seats	Population Per seat
East Pakistan	162	313,828
Punjab	82	311,971
Sindh	27	310,632
Balochistan	4	338,371
Khyber Pakhtunkhwa	18	318,385
Tribal Areas	7	263,885
Total	300	312,402

The Delimitation of Constituencies Order (No 3 of) 1970 was promulgated on April 11, 1970. It provided for an independent Delimitation Commission consisting of the Chief Election Commissioner as its chairman and two judges of high courts, one from East Pakistan and the other from West Pakistan. The Commission was constituted immediately afterwards.

The Commission divided the population of each province (as in 1961 census) by the number of seats allocated to it to arrive at per constituency population quota. It was as listed above. Population however was

Gul Hayat Institute

not the sole consideration for the EC as it was directed by Article 8(2) of the Delimitation of Constituencies Order 1970 to have regard for (a) administrative convenience (b) that each constituency is a compact area and (c) the distribution of population.

Since administrative convenience was a priority criteria, the Commission divided the population quota (as above) over the population of a division and then district of that province to arrive at number of seats for that division and district. Fractions less than 0.5 were ignored and more than that were allocated a whole seat. In some cases excess fractions of two adjoining districts was combined to create a constituency overlapping the two districts. The following constituencies overlapped more than one administrative units (districts) in the country.

NW 11 Mardan-cum-Hazara

Parts of Swabi tehsil and Nawankilli town of Mardan district; parts of Haripur and Mansehra tehsils of Hazara district and Amb special area of Hazara district were combined in this constituency.

NW 15 Chitral-cum-Dir-cum-Swat

Chitral district, Kalam tehsil of Swat district and Kohistan sub-tehsil of Dir district were combined to create this constituency despite the fact the total population of the constituency was just 137,297 (registered voters 50,919) which was less than half of the per constituency population of the province - 318,385. The EC justified this decision citing the enormous geographical area of the former state of Chitral and the additional areas of the constituency.

NW 102 Bahawalnagar-cum-Bahawalpur

Both these districts were allocated two independent seats each and their excess population was combined into this constituency.

NW 135 to 138 Balochistan

Since districts in Balochistan are sparsely populated, each of the four constituencies of the province consisted of more than one district.

NE 67 Bakerganj-cum-Patuakhali

Bakerganj district with a quota calculation of 9.85 seats deserved allocation of 10 seats. Similarly, the adjoining district of Patuakhali deserved four seats against a quota calculation of 3.73. But with 14 seats for these two districts, the quota for Khulna Division (in which they were situated) would have exceeded by one seat. The Commission thus allocated nine whole seats to Bakerganj and three to Patuakhali and the thirteenth seat was divided between the two districts.

Besides these adjustments, the Commission somewhat improvised upon the criteria to create a constituency as it decided to give weight to 'contiguity of population'. Its report says "refugees were given representation in Karachi, Hyderabad, Multan, Lyallpur and Dhaka by keeping them intact and ensuring homogeneity of population of the constituencies as far as possible."

Though the Commission did not consider the 'baradari' distinctions as sacrosanct it did considered the same at least in one case while delimiting a constituency in Gujrat falling in Gujjar and Rajput areas.

The Commission felt that the population figures that it was using (1961 Census) were outdated in some cases as population swelled abnormally in those areas. The Commission gave special consideration to these high population growth areas. The newly developed areas of Mohammedpur and Mirpur in Dhaka were given a seat in combination with Ramna PS and Dhanmandi area which had a population of 130,290 in 1961 but in 1970 recorded a voting strength of 249,205. New Karachi, North Nazimabad and Federal B Area and other new townships of Karachi district were also

Gul Hayat Institute

given representation according to their present population.

Electoral area rolls in East Pakistan invariably conformed to the local council boundaries and thus the Commission faced no difficulty in clubbing together local councils to create a constituency. The basic unit for electoral rolls in western provinces, however, did not always fall within the boundaries of one local council, which was the basic unit for the purpose of delimitation. This created additional difficulties for the EC in the delimitation of some constituencies and in creating the electoral lists for the same.

The Commission discussed the draft proposals with Divisional Commissioners and Deputy Commissioners in meetings in April, 1970 and after making amendments published the preliminary proposals for East Pakistan on April 20, 1970 and for western provinces on May 1, 1970. As per rules, the Commission invited objections from the public and received a total 1,102 objections related to 246 National and 438 Provincial Assembly constituencies. The Commission held public hearings of the objections in May and June and made changes in 97 National and 185 Provincial Assembly constituencies. The final list of constituencies for East Pakistan was notified on June 5 and for the western provinces on June 25, 1970.

Adult franchise extended to selected tribal areas

After the dissolution of the West Pakistan province, some of the tribal areas in Khyber Pakhtunkhwa and all the tribal areas of Balochistan were put under the respective provincial governments while some tribal areas of Khyber Pakhtunkhwa became Centrally Administered Tribal Areas.

As practiced earlier, the President's Order No 6 of 1969 ensured that no law of the country could automatically extend to the tribal areas unless the President so directs. The notifications issued by the States and Frontier Regions Division in 1969-70 extended the adult franchise to the following tribal areas:

1: Tribal areas of Chitral, Dir and Swat; Malakand Agency except Bajaur and tribal areas of Hazara

2: Zhob district and tribal areas of Loralai, Chagai and Sibi district

These areas were represented in the National as well as Provincial Assemblies. The Centrally Administered Tribal Areas were allocated seven seats in the National Assembly but were not represented in the Provincial Assembly. In the Tribal Area of Hazara district voter enrollment was low, in fact the lowest in the country as only 15,583 voters were registered against the 1961 population of 156,608. In contrast, the enrollment surpassed the population in Mari-Bugti area of Sibi district. The area had a population of 52,829 in 1961 while 56,375 voters were registered in 1970. The local leaders claimed that the 1961 census had under enumerated the population of the area.

Adult franchise was not extended to the following tribal areas:

Khyber, Mohmand, Kurram, North and South Waziristan Agencies; Bajaur and the tribal areas attached to Peshawar, Kohat, Bannu and Dera Ismail Khan districts.

The right to vote in these areas was restricted to Maliks who were in receipt of Maliki or Lungi allowance from the government or were 'Mowajib elders'. The preparation of electoral rolls for these areas was governed by the Preparation of Electoral Rolls (Centrally Administered Tribal Areas) Order of 1970. The Political Agents of these areas were assigned the task of preparing these rolls and most of the other responsibilities related to the conduct of elections.

The Delimitation Commission allocated one

Gul Hayat Institute

seat each to Mohmand, Kurram, and Khyber agencies and Bajaur of Malakand Division. North Waziristan was combined with the tribal area attached to Bannu district and South Waziristan was joined with that of Dera Ismail Khan district. Tribal areas of Peshawar and Kohat district were joined together to form another national constituency.



First direct elections to the Constituent/National Assembly

The 1970 elections were the first elections to the Constituent Assembly based on adult franchise. Women were entitled to vote. The franchise, however, remained restricted to a selected few in Centrally Administered Tribal Areas. The electorate directly elected the members who represented various political parties. Elections were held to single-member constituencies under the rule of simple majority. The Constituent Assembly was to become the National Assembly, the federal legislative body, after framing the Constitution.

The first and the second Constituent Assemblies were elected indirectly by the members of Provincial Assemblies. The 1962 Constitution was framed by General Ayub Khan himself and the two National Assembly under this Constitution were elected indirectly by an electoral college.

Marking system for balloting

The Provincial Assembly elections held between 1951 and 1954 and the elections to the electoral college in 1959-60 and 1964 were based on balloting system instead of marking system. This meant that there was a ballot box for each candidate at every polling station and the ballot paper did not bear names and symbols of every candidate. The voter was supposed to insert a plain ballot into the box of the candidate of his choice. In the marking system, however, there is one ballot box at each polling booth and the ballot paper bears names and symbols of all candidates, the voter marks the name/symbol of the candidate of his choice and inserts it into the ballot box.

The balloting system had many flaws and was prone to fraud. It was administratively too difficult for the Commission to make available too many boxes at each polling booth. After the count, the ballots of one candidate had to be kept separate from those of others. If once mixed up, there was no way to recount votes polled by each candidate. The ballot boxes had to be placed at a screened off place to ensure secrecy. The voter of a candidate could spoil the other candidate's ballots by pour-

Quaid-i-Azam Institute

7	6	11	17	32	66
82	66	95	8,514	29,573	59,486
27	27	47	3,129	5,984	22,369
4	3	11	880	1,991	4,006
00	199	674	29,495	98,580	207,815

RO: Assistant Returning Officer; PrO: Presiding Officer;
ng Officer; PO: Polling Officer
ry Polling Station and one APO for each Polling Booth

ing some liquid into his ballot box or he may not poll his ballot and bring it out with him to sell it.

Elections to the National and Provincial Assemblies by the electoral college of Basic Democrats in 1962 and 1965 were held on the marking system. The Report on the General Elections 1964-65 had suggested that the elections to the electoral college should also be held on the marking system. The EC adopted the same for the 1970 general elections. The elections thus were held with one ballot paper and one ballot box for all candidates; voters used a rubber stamp to mark the ballot paper and indelible ink was applied to thumb or a finger of the voter to check re-voting by him/her.

The new system required the EC to print a separate ballot paper for each of the 300 National Assembly and 600 Provincial Assembly seats. It undertook for the first time the task of printing 140,766,400 ballot papers within five weeks between the last date for withdrawal of candidature and the polling day for the two elections. The government presses had to exhaust their capacity to accomplish the Herculean task. The Commission placed special orders for procurement of paper and made efforts to make available the required type fonts to all presses engaged in the process.

Ballot papers for thirteen constituencies in Punjab and one in Khyber Pakhtunkhwa had to be re-printed to correct mistakes in transcribing names of candidates from English into Urdu or because of allocation of incorrect symbols. In two cases, the wrong reproduction of names of candidates was detected at the eve of the polls. The reprinted ballot papers in these cases had to be airlifted and special arrangements were made to carry the ballot papers directly to polling stations from the airport.

Election staff

The Election Commission depended on the executive officers for a number of important tasks as they were appointed as the

Gul Hayat Institute

Registration Officers in preparation of the electoral rolls and were consulted in preparing proposals for delimitation of constituencies.

The EC was empowered to appoint a Returning Officer for one or more constituencies and as many Assistant Returning Officers as might be necessary. The Returning Officers in western provinces were appointed from among the Deputy Commissioners, Assistant DCs, Assistant Commissioners and Extra Assistant Commissioners. In East Pakistan similarly the senior executive staff was entrusted with these duties. They were empowered to enlist and formally appoint the polling staff (Presiding Officers, Assistant Presiding Officers and Polling Staff), arrange for its training, select polling stations, organize and conduct the polls, collect the results of the count from the polling stations and after consolidation declare the results. The Returning Officers were thus made solely responsible for the conduct of the polls.

Security at polling stations

The Commission was faced with the gigantic task of maintaining law and order at around 30,000 polling stations expecting a politically charge crowd of upto 3,000 voters at each. Army was not to be mobilized for the task for political reasons and the police force was insufficient. The shortage was acute in some areas. Inspector General of Police in Balochistan had explained to a conference in August, 1970 that the force available to him was hardly enough to man a fourth of polling stations in the province. The gap was filled by volunteer, semi-trained, militia-like organizations raised under different names by the government over the past decades. They were called Ansars in East Pakistan and Qaumi Razakars and Mujahid in western provinces. They were mostly trained by the Police as the resource strapped government of Pakistan tried in its formative days to establish its writ in various areas especially those close to the Pakistan-India border. Accordingly, a 'platoon commander', an 'assistant platoon commander' and around ten regular Ansars were appointed along with a police official in each of East Pakistan's 16,000 polling stations. A total of 108,409 Ansars thus performed the volunteer security duties there. Similarly, 22,467 Qaumi Razakars and Mujahids supported the police in manning polling stations in Punjab, another 6,420 performed duties in Sindh and 3,960 in Khyber Pakhtunkhwa. Frontier Corps was also used in selected districts like Mari-Bugti area of Sibi district. In Balochistan, the tribal levies were also mobilized for duties at polling stations. Army units were held on alert at district and even lower levels to aid the civil forces if needed but they were not visible and assigned no direct responsibility.

Participation of political parties

There was no legal bar on political parties in the country up to 1958. (This is however not to say that there was no state oppression of parties and politician during that period. Khudai Khidmatgar movement was declared unlawful in September 1948, its leader was put under arrest without charge for years and the party could not participate in the State Assembly elections in 1951. The country's first government enacted the Public and Representative Offices (Disqualification) Act popularly know as PRODA in 1949. It was selectively used to disqualify a number of politicians from holding public offices.)

With Ayub Khan's Martial Law, all political parties in the country were dissolved and all political activities were banned. The military

Gul Hayat Institute

	1	2	3	4	5	6
n	873	6	1	868	87	776
a	211	2	2	211	68	143
	616	7	1	610	150	461
	227	4	2	225	55	169
	30	0	0	30	5	25
	1,957	19	6	1,944	365	1,574

ed **1**; Rejected **2**; Rejection overturned on appeal **3**; Validly nominated **4**; Contesting **6**

Following are the party wise break-up of number of candidates:

AL	170	PDP	105	PML	3
JI	151	JUI(West Pakistan)	91	KT	2
PML(Qayyum)	133	NAP (Wali)	64	MJAHP	2
PML(Convention)	124	MJUP	50	PNL	2
PPP	120	SKMPPMM	6	SUF	1
PML(Council)	119	JUI&NI	5	Independents	313
Others	108	NAP(Bhashani)	5		

regime also promulgated the Elective Bodies (Disqualification) Order (EBDO) in 1959. Under the law, a tribunal was authorized to enquire about the credentials of a politician and bar him from electoral politics until December 31, 1967. Almost the entire old guard was disqualified under this law.

First elections to the National Assembly under the 1962 Constitution were held on non-party basis, as the Constitution maintained the ban on political parties. The new Assembly, however, removed it the same year by enacting the Political Parties Act, which laid down a criteria for the parties to be formed, and activities that these could undertake. The disqualification of the politician under EBDO, however, continued till the designated date. Full-scale political activities in the country resumed immediately after December 31, 1967.

With General Yahya's Martial Law imposed on March 25, 1969, political activities (but not the parties) in the country were again banned. It remained in force until January 1, 1970 when political activities were allowed with certain restrictions under Martial Law Regulation 60.

The Legal Framework Order allowed full participation of political parties in the elections. The Election Commission had to face the question of who is a political party and who is not, at the stage of allotment of election

Gul Hayat Institute

symbols. It initially desired to allocate symbols to those parties alone that are putting up 25 or more candidates in the National and Provincial Assembly elections. But on the insistence of the political parties, the EC had to abandon the idea and anyone applying as a political party for the allocation of symbol was obliged. In other words, there existed no legal definition of a political party for the purpose of participation in the elections.

Nominations/ qualifications of candidates

Any citizen of Pakistan with an age of 25 years or more and registered as a voter was eligible to contest the elections under Article 9(1) of the LFO. A person registered as a voter anywhere in the country could contest elections to the National Assembly from any national constituency. However, a person could contest the election to a Provincial Assembly if he/she is registered as a voter in that province. There was no bar on contesting elections for more than one National and/or Provincial constituencies.

The nomination papers of a candidate had to be signed by a proposer and a seconder both registered as voters in the same constituency.

The criteria for disqualification of a nominated candidate were mostly in line with the previous law. Public servants were disqualified as candidates and restrictions were placed on private contractors who were doing business with the government. The LFO asserted that disqualification made under any other previous law were not applicable and only those prescribed by the LFO were to be applied.

The LFO had initially maintained a ban on the spouses of persons in service of Pakistan to contest the elections, which was removed by a subsequent amendment. The Returning Officers were empowered to conduct a summary enquiry, on his own motion or upon submission of any objection, and reject a nomination paper on the grounds mentioned in the law.

A candidate could under the law file an appeal against rejection of nomination papers within three days. The law did not provide for an appeal against acceptance of the papers. The EC however mobilized its powers under other provisions to consider few appeals against acceptance.

1,957 persons were nominated for elections to the 300 general seats in the National Assembly. Papers of only 13 were rejected while 365 withdrew before the last date for withdrawal leaving 1,579 contesting candidates.

In the election laws of 1957 and 1964, a contesting candidate could retire from the contest up to ten days before the polls. The Election Ordinance of 1970 had no such provision. As the earlier elections were held under balloting system, the Returning Officer could easily remove the ballot box of the retiring candidate at the last minute. However, under the new marking system the name of the retiring candidate could not be removed from the already printed ballot paper. The retirement of the candidates thus was of no consequence from the point of view of administration of elections.

Code of conduct

The Election Commission prepared a draft Code of Conduct laying down dos and donts for the election campaigns and invited the political parties to send their comments by October 15, 1970. Only a few responded. The CEC held some meetings with the political parties to finalize the Code. The meeting held at Dhaka on October 29, 1970 remained inconclusive as

Gul Hayat Institute

the parties could not agree on the question of banning election propaganda in mosques. The meeting at Lahore resulted in a six-point Code of Conduct agreed to by eight political parties. The EC, however, could not develop a uniform Code for the whole of country.

In addition to the voluntary Code, Martial Law Regulation 60 put some restrictions on the election campaigns and the Deputy Commissioners were also empowered to prevent clashes in programs of different parties for holding public meetings and rallies.

Pre-recorded messages from 12 main political parties were aired through state-run radio and television.

Announcement of progressive results

The Presiding Officers were required to start counting of the ballots immediately after the polling had ended. They prepared the statements of counts and forwarded these to the Returning Officers through predecided means of communication. The Returning Officers consolidated results and announced these to media and forwarded the same to Provincial Election Commissions and District Information Centers. Radio picked results from the district centers and television from provincial level and broadcasted the same live. The results were further communicated to the Chief Election Commission's office. Progressive results for each constituency were announced. The Returning Officers waited until the results from four to six polling stations had come in before releasing them to the media and transmitting these to the PEC. Complete election results for a constituency were received at the Islamabad Center by installments of up to 15 individual bulletins.

Uncontested winners

There was only one uncontested winner in the elections. In NW 21 Tribal Area 3, nine of the ten candidates withdrew from the contest within the stipulated time leaving Mr Niamatullah as the uncontested winner. In three other cases, a contesting candidate died before the polls and the EC invited fresh nominations.

Election expenses

The Elections Ordinance 1970 fixed the limit of election expenses that a candidate for the National Assembly could make at rupees 25,000 and rupees 15,000 for the candidates to the Provincial Assemblies. All candidates were required to submit a statement of their election expenses within 35 days of the publications of the final results. The law provided that a candidate making expenses in excess of the limit would be guilty of corrupt practice under section 75 of the ordinance punishable with up to two year imprisonment or a fine of up to rupees 1,000 or both. However, section 76 of the same ordinance limited the powers of the Election Commission in case of non-submission of the statement of expenses by a candidate to a fine of rupees 500 alone. Unlike the previous laws the Commission was not empowered to disqualify candidates for defaulting on the submission of the statement. Despite instructions from the Commission, almost none of the candidates bothered to file the statement of expenses. With no effective legal provisions available, the EC activated its powers under other provisions to ignore this issue altogether.

Women voters

There were 86.6 female voters in the country against every 100 male voters at the time of general elections 1970. East Pakistan surpassed the western provinces

Gul Hayat Institute

by a big margin of 17 percentage points. There were almost 95 female voters there for every 100 male ones. This was close to the sex ratio in East Pakistan implying that all women of voting age were enrolled. The situation in western provinces was in sharp contrast to this. Khyber Pakhtunkhwa was the worse with only 61 female voters per 100 male voters. The situation in Sindh and Balochistan was not very different either.

	Male	Female	F as % of M
East Pakistan	16,034,530	15,176,690	94.7
Khyber Pakhtunkhwa	1,898,864	1,158,682	61.0
FATA	16,671	0	0
Punjab	8,820,016	7,544,479	85.5
Sindh	3,174,714	2,160,809	68.1
Balochistan	562,999	393,046	69.8
Western provinces total	14,473,264	11,257,016	77.8
Pakistan	30,507,794	26,433,706	86.6

Women candidates on general seats

Nine women sought elections to the National Assembly from the general seats - five from Sindh, three from East Pakistan and one from Punjab. There was none from Balochistan and Khyber Pakhtunkhwa. Two women candidates, Begum Mujeeb-un-Nisa, Convention Muslim League and Begum Kaniz Fatimah, National Awami Party (Bhashani) contested from the same constituency NW 131 Karachi 4. Dr Farida Ahmed, the younger sister of Molana Shah Ahmed Noorani of Jamiat Ulema-e-Pakistan had her own party Jamiat-ul-Muslimat and contested elections (as an independent) from NW 133 Karachi 6. The Council Muslim League nominated Dr Sarwat Sultana from NW 129 Karachi 2.

No women candidate returned from any general seal. Begum Kaniz Fatimah with 25,529 votes stood third in the race for Karachi 4. Dr Farida Ahmed though stood a distant fourth in the race she could secure a considerable 11,083 votes. No other women candidate secured more than a few hundred votes.

Elections to seats reserved for women

The Legal Framework Order of 1970 provided for 13 seats reserved for women. Seven were allocate to East Pakistan, three to Punjab and one each to Sindh, Khyber Pakhtunkhwa and Balochistan.

According to the law and the rules, the members of the National Assembly elected from a province formed the electoral college for elections to seat/s reserved for that province. The Delimitation of Constituencies Order 1970 provided that each province be divided into single member constituencies for the purpose of elections to the reserved seats. It was simple in case of the three smaller provinces, Sindh, Khyber Pakhtunkhwa and Balochistan, as each province formed the constituency for the lone seats allocated to it. East Pakistan and Punjab however had more than one seat each. The Election Commission delimited the women constituencies and notified them along with other seats on June 5 (East Pakistan) and June 25 (West Pakistan). A geographical portion of each of the two provinces with the same population was awarded one reserved seat. Following was the delimitation notified for Punjab:

NW 140 Women's Constituency 2: Rawalpindi Division excluding Gujrat district; Sargodha Division

NW 141 Women's Constituency 3: Lahore Division; Gujrat district of Rawalpindi Division

NW 142 Women's Constituency 4: Multan

Gul Hayat Institute

Division; Bahawalpur Division
Women constituencies for East Pakistan were similarly delimited and notified. The delimitation was however of no practical significance as all the members elected to the National Assembly from a province were to vote for all the seats allocated to that province. For example, the 82 elected members of Punjab were to poll three votes each, one vote each for the three contested constituencies. Moreover, there was no restriction on a candidate for a reserved seat constituency to be a registered voter of the same constituency. In fact, a candidate for the reserved seat, like those on the general seats, could be a registered voter in any of the National Assembly constituencies.
Gen Yahya announced on February 13 to summon National Assembly to meet in Dhaka on March 3, 1970. The Election Commission accordingly announced on February 14 to hold polls for the reserved seats for women on March 2. It set March 1 as the last date for filing (by 10 am) and finalization of nomination papers (by 12 noon). As the Assembly was to meet in Dhaka and the dispute over constitution making among the major political parties and the military government still stood unresolved, Pakistan People's Party announced to boycott the session. The CEC arrived in Dhaka on February 27 and the Commission met the next day. It decided to hold the reserved seats elections on the seven seats of East Pakistan as scheduled earlier while postponing those for the western provinces.
In a press release issued on March 1, the EC announced the uncontested return of seven candidates of Awami League. With Awami League winning 160 of the 162 general seats there was obviously no chance of anyone contesting AL candidates for the reserved seats. In fact, simple calculations showed that no contest was feasible in three other provinces (Punjab, Sindh, Balochistan) as well since single parties enjoyed absolute majority there too. Contest was thus anticipated only for the single seat reserved for Khyber Pakhtunkhwa.
Three candidates for the seats reserved for women from the western provinces also filed nomination papers by the due date of March 1. The EC had however decided to postpone the elections for western provinces and set forth a new schedule on March 6. The last date for filing of nomination papers was now March 11, for scrutiny March 12, for disposal of appeals March 13 and the same date for any withdrawals. The polls were scheduled for March 14, 1970. There was no contest in the four western provinces as well as the number of nominations was equal to number of seats in each. All the 13 candidates thus returned unopposed on the reserved seats for women.

Expenditure on elections

The Election Commission incurred a total expenditure of Rs 51,923,517 over a two year period (1969-70 and 1970-71). The expenses included those related to the preparation of fresh electoral rolls and setting up of the electoral machinery for the first general elections in both the wings of the country. The expenses per registered voter were Rs 0.91.

Gul Hayat Institute

Names of contesting political parties, abbreviations used and their election symbols

1	All Pakistan Awami League	AL	Boat
2	Jamaat-e-Islami Pakistan	JI	Scale
3	All Pakistan Central Jamiat Ulema-e-Islam and Nizam-e-Islam	JUI-NI	Book
4	Jamiat Ulema-e-Islam (West Pakistan)	JUI (WP)	Tree (Date Palm)
5	Khaksar Tehrik	KT	Spade
6	Markazi Jamiat-e-Ahle-Hadees Pakistan	MJAHP	Rose
7	Markazi Jamiat-ul-Ulema Pakistan	MJUP	Key
8	National Awami Party (Bhashani Group)	NAP (B)	Sheaf of Paddy
9	Pakistan National Awami Party (Wali Khan Group)	NAP (W)	Hut
10	Pakistan Democratic Party	PDP	Umbrella
11	Pakistan Masihi League	PML	Spectacles
12	Pakistan Muslim League (Convention)	PML (Conv.)	Bicycle
13	Pakistan Muslim League (Council)	PML (Coun.)	Lantern
14	Pakistan Muslim League (Qayyum)	PML (Q)	Tiger
15	Pakistan National League	PNL	Plough
16	Pakistan People's Party	PPP	Sword
17	Sindh-Karachi Mohajir Punjabi-Pathan Mutahida Mahaz	SKMPPMM	Horse
18	Sindh United Front	SUF	Walking Stick
19	Jatiya Gana Mukti Dal	JGMD	Candle
20	Krishak Sramik Party	KSP	Hooka
21	Pakistan National Congress	PNC	Pitcher
22	Islami Gonotontri Dal	IGD	Cow

Gul Hayat Institute

1970 Election brief

General elections were held under Legal Framework Order of General Yahya Khan who had abrogated the 1962 constitution after imposing Martial Law in the country on March 25, 1969.

One-Unit of West Pakistan was dissolved and four provinces were restored. 'New' province of Balochistan also got a Provincial Assembly for the first time. Provinces were allocated seats in the National Assembly based on their population.

These were the first direct elections to the National and the five Provincial Assemblies held on basis of adult franchise.

Elections to the National Assembly were held on December 7, 1970 and to the Provincial Assemblies on December 17.

Election Commission was re-organized into one cohesive body instead of the earlier two.

Fresh electoral rolls were prepared through a lengthy house-to-house enumeration process.

Under the new 'marking system', ballot papers bearing names and symbols of contestants were used for the first time.

Election officers were drawn from civil bureaucracy and security was also provided mainly by civilian forces and volunteers. Progressive results were announced for each constituency.

There was only one uncontested return.

Thirteen seats were reserved for women to be elected indirectly by the members of the National Assembly.

Turnout

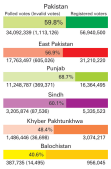

Party shares in votes

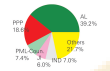

Party	Votes
AL	12,927,162
PPP	6,148,923
PML-C	2,448,737
JI	1,989,461
IND	2,322,336
Others	7,157,441
All	32,994,060

Gul Hayat Institute

Party shares in seats



	No. of candidates						Seats won						
							General				Women		Total
	EP	P	S	KP	B	Pk	EP	P	S	KP	B		
Awami League	162	3	2	2	1	170	160	0	0	0	0	7	167
Pakistan People's Party	0	78	25	16	1	120	0	62	18	1	0	4	85
PML-Qayyum	65	35	12	17	4	133	0	1	1	7	0	1	10
PML-Council	143	50	12	5	2	212	0	7	0	0	0	0	7
Jamaat-i-Islami	71	44	19	15	2	151	0	1	2	1	0	0	4
Others	225	146	53	42	9	475	1	6	3	9	4	1	24
Independents	110	105	46	46	6	313	1	5	3	7	0	0	16
Total	776	461	169	143	25	1,574	162	82	27	25	4	13	313

Each box represents one national seat in the above graphic. Outline of the box denotes the provinceaina it belongs to following the color code given below and fill color represents the party that won this seat following the color key given above

Punjab Sindh Khyber Pakhtunkhwa Balochistan FATA East Pakistan

Party shares in votes - provincial break-up

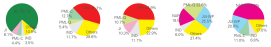

EAST PAKISTAN		PUNJAB		SINDH		PAKHTUNKHWA		BALOCHISTAN	
AL	12,994,229	PPP	4,532,799	PPP	1,087,660	JUI-WP	386,477	NAP-W	168,860
PPP	1,068,860	PML-N-Nawaz	1,944,183	PML-Q	1,000,000	ANP	364,223	PPP-BF	75,000
PML-Coun	768,767	PML-Q	908,192	IJI	337,671	NAP-W	280,262	PML-Coun	31,081
IND	595,836	IND	1,267,919	IND	346,632	IND	86,498	IND	25,489
Others	1,680,308	Others	3,112,301	Others	714,681	Others	384,547	Others	63,350
All	17,183,951	All	10,679,416	All	3,118,338	All	1,428,715	All	373,240

Gul Hayat Institute

NE 1 to 162: East Pakistan (Bengal)

NE 1
Rangpur 1

Registered voters	171,350		
Total votes polled	90,265	Turnout	52.7%
Valid votes	87,657	Rejected votes	2,608

Mazhar Hussain Ch.	AL	77,752
Kamaruddin	JI	7,646
Alhaj Sayf-ur-Rahman	PML (Conv.)	1,105
Tajuddin Ahmed	PML (Q)	728
Abdul Hamed Miah	PML (Coun.)	426

NE 2
Rangpur 2

Registered voters	184,921		
Total votes polled	106,188	Turnout	57.4%
Valid votes	102,840	Rejected votes	3,348

Dr. Said-ur-Rahman	AL	77,259
Sanjib Karzamiji	IND	15,127
Paniruddin Ahmad	PML (Conv.)	4,968
Syed Ali	PML (Q)	3,854
Abdul Basher	PML (Coun.)	1,632

NE 3
Rangpur 3

Registered voters	188,826		
Total votes polled	103,321	Turnout	54.7%
Valid votes	99,481	Rejected votes	3,840

Sadaqat Hossain	AL	63,180
Abdul Nasir	PML (Q)	20,651
Abdul Quasem	PML (Coun.)	14,780
Mian Abdul Hafiz	IND	870

Important note

These detailed results of the 1970 general elections have been compiled by combining information from two sources. One is the published report of the Election Commission which offers constituency wise break up of votes polled by candidates of various parties but not the names of these candidates. The names thus have been picked up from the second source that is newspaper reports; mainly various editions of daily Dawn, The Pakistan Times and The Pakistan Observer. But names of 44 candidates could not be found from this source as well. They are thus marked as NA - Not available. The EC report had also combined the votes polled by all independent candidates of a constituency, thus while names of many independent candidates could be extracted from newspaper reports, the exact number of votes polled individually by each could not be ascertained. Similar difficulty was faced in case of smaller parties of East Pakistan as the EC report offered votes polled by them jointly under the head Others. We were able to ascertain names of most of these candidates and of their parties yet cannot, of course, offer votes polled by each individually. They are thus denoted like this: Molana Abdul Matin (JUI-NI) + Maj. Afsaruddin (IGD) 9,778

Gul Hayat Institute

NE 4
Rangpur 4

Registered voters	212,350		
Total votes polled	131,826	Turnout	62.1%
Valid votes	126,334	Rejected votes	5,492

Lutf-ur-Rahman	AL	99,162
M. Abdul Gaffar	JI	20,866
Fazi-ul-Kharim + one other	IND	1,971
Khondakar Aziz-ur-Rahman	PML (Q)	1,721
M. Tofazal Husain	PDP	1,371
Abdul Awal Khan	PML (Conv.)	1,243

NE 5
Rangpur 5

Registered voters	176,087		
Total votes polled	97,743	Turnout	55.5%
Valid votes	92,565	Rejected votes	5,178

Shah Abdul Hamid	AL	54,039
Seraj-ul-Islam	PML (Coun.)	37,759
A.T.M. Ahsan-ul-Islam	IND	767

NE 6
Rangpur 6

Registered voters	176,830		
Total votes polled	91,931	Turnout	52.0%
Valid votes	87,259	Rejected votes	4,672

M. J. Abu Sulaiman	AL	51,056
A.B.M. Reja-ul-Alam Khandakar	JI	26,976
A. Aziz-ul-Haq	NAP (W)	3,497
Serajuddin Mondal	IND	3,040
M. Ata-ur-Rahman	PML (Q)	1,773
Abdul Baqui	PDP	917

NE 7
Rangpur 7

Registered voters	191,066		
Total votes polled	107,195	Turnout	56.1%
Valid votes	103,038	Rejected votes	4,157

M. Abdul Hakim	AL	93,800
M. Ali Akhand	PML (Coun.)	6,467
S. M. Yousaf	JI	2,151
Alhaj Shafiq-ul-Islam	PML (Q)	620

NE 8
Rangpur 8

Registered voters	199,322		
Total votes polled	111,248	Turnout	55.8%
Valid votes	107,632	Rejected votes	3,616

Noor-ul-Haq	AL	85,189
M. Mukhles-ur-Rehman	JI	15,735
Abu Hossain Mia	PDP	3,752
Mianuddin Sarkar	PML (Conv.)	1,547
Badiruddin Ahmed	IND	1,069
Abdul Quddus Sarkar	PML (Q)	340

NE 9
Rangpur 9

Registered voters	164,594		
Total votes polled	102,437	Turnout	62.2%
Valid votes	97,710	Rejected votes	4,727

Molah Jalaluddin	AL	57,091
Siraj-ul-Islam	IND	20,608
Shah M. Rooh-ul-Islam	JI	14,239
Maodum Mian	PML (Conv.)	4,257
Wahid-uz-Zaman	PML (Q)	1,515

Gul Hayat Institute

NE 10
Rangpur 10

Registered voters	191,374		
Total votes polled	95,751	Turnout	50.0%
Valid votes	92,286	Rejected votes	3,465

Mati-ur-Rahman	AL	57,321
Abdul Mannan Khan	PDP	15,471
Kazi Abdul Halim	NAP (W)	6,779
Manzur Hussain Khan	PML (Coun.)	5,965
Mahbub-ur-Rahman Ch.	PML (Q)	4,108
M. Akmal Hussain	PML (Conv.)	2,642

NE 11
Rangpur 11

Registered voters	192,284		
Total votes polled	103,205	Turnout	53.7%
Valid votes	98,752	Rejected votes	4,453

Abdur Rauf	AL	60,857
Jalaluddin Ahmed	JI	25,781
Dabiruddin Ahmed	NAP (W)	12,114

NE 12
Rangpur 12

Registered voters	232,991		
Total votes polled	138,094	Turnout	59.3%
Valid votes	134,002	Rejected votes	4,092

Afsar Ali Khan	AL	88,559
Abdul Latif	JI	21,695
Kazi Kader	PML (Q)	12,952
Musharraf Hussain Mian	PML (Coun.)	8,487
M. Saleh	JUI-NI	2,309

NE 13
Dinajpur 1

Registered voters	195,327		
Total votes polled	117,816	Turnout	60.3%
Valid votes	112,320	Rejected votes	5,496

M. Musharraf Hossain Ch.	AL	75,201
Ismail Haq	JI	15,726
Maqbool Rahman	PML (Coun.)	10,467
Ghulam Rahman	NAP (B)	6,511
Gamiruddin Prodhan	PML (Conv.)	4,415

NE 14
Dinajpur 2

Registered voters	220,062		
Total votes polled	139,304	Turnout	63.3%
Valid votes	134,269	Rejected votes	5,035

Aziz-ur-Rahman	AL	83,631
Tamizuddin Ahmed	JI	34,377
F.A.M. Hossain	NAP (W)	16,261

NE 15
Dinajpur 3

Registered voters	187,426		
Total votes polled	121,714	Turnout	64.9%
Valid votes	116,261	Rejected votes	5,453

A.B.M. Moksed ali	AL	68,024
Haji M. Danes	NAP (B)	27,188
M. Abdullah Al-Kafi	JI	21,049

Gul Hayat Institute

NE 16
Dinajpur 4

Registered voters	184,020		
Total votes polled	129,824	Turnout	70.5%
Valid votes	125,282	Rejected votes	4,542

Prof. M. Yousaf Ali	AL	101,568
Molla Joinal Abedin	JI	11,641
M.A.M. Riaz-ul-Islam	PDP	4,499
Noor-ul-Huda Kader Bakhsh	NAP (B)	4,078
Mianuddin Ahmed Ch.	PML (Conv.)	2,517
Bohla Nath Banarjee	IND	979

NE 17
Dinajpur 5

Registered voters	170,408		
Total votes polled	119,314	Turnout	70.0%
Valid votes	116,065	Rejected votes	3,249

Shah Mahtab Ahmed	AL	94,643
Abul Kasem	JI	10,273
Noor-ul-Huda Ch.	PML (Conv.)	3,988
Emaduddin Sarkar	JUI-NI	3,604
Abdul Mannan	IND	2,086
Abdul Nazim	PDP	1,471

NE 18
Dinajpur 6

Registered voters	167,463		
Total votes polled	98,028	Turnout	58.5%
Valid votes	95,366	Rejected votes	2,662

Dr. M. Wakiluddin Mondal	AL	82,605
Rahimuddin Ahmad	PDP	9,410
Nasiruddin Sarkar	JUI-NI	2,486
Abdul Kalam Azad	IND	865

NE 19
Bogra 1

Registered voters	185,651		
Total votes polled	120,936	Turnout	65.1%
Valid votes	113,574	Rejected votes	7,362

Mafiz Ali M. Ch.	AL	61,797
Abbas Ali Khan	JI	25,919
Abdul Alim	PML (Conv.)	21,710
Saif-ur-Rahman	PML (Q)	4,148

NE 20
Bogra 2

Registered voters	191,213		
Total votes polled	112,411	Turnout	58.8%
Valid votes	107,798	Rejected votes	4,613

Mujib-ur-Rahman	AL	73,434
Tasiruddin Sardar	JI	22,474
Abdul Majid Talukdar	PML (Conv.)	5,672
Masih-ul-Islam	PDP	2,595
Khorshed Alam+one other	IND	2,052
Kharamat Ali	PML (Coun.)	1,571

NE 21
Bogra 3

Registered voters	188,748		
Total votes polled	92,896	Turnout	49.2%
Valid votes	88,812	Rejected votes	4,084

Akbar Ali Khan Ch.	AL	57,296
Iman Ali	JI	20,656
Boyeduddin Mia	PML (Conv.)	9,791
Molvi Moezuddin	IND	1,069

Gul Hayat Institute

NE 22
Bogra 4

Registered voters	209,502		
Total votes polled	119,901	Turnout	57.2%
Valid votes	114,756	Rejected votes	5,145

Habib-ur-Rahman	AL	92,571
Abdul Motaleb	PDP	9,591
Moid-ul-Hasan Tarapder	NAP (W)	6,783
Abdul Hamid Khan	PML (Q)	3,875
Abdus Sattar Tarapder	PML (Conv.)	1,068
Badiuzzaman Ilyas	PNL	868

NE 23
Bogra 5

Registered voters	219,218		
Total votes polled	122,540	Turnout	55.9%
Valid votes	118,532	Rejected votes	4,008

Zahid-ur-Rahman	AL	56,126
Naibullah	JI	39,013
Musharraf Hosain	NAP (W)	13,360
A.T. Saadi (Dakadi Shangha)	IND	4,217
A.K.M. Ibrahim Nafis	JUI-NI	2,854
Seraj-ul-Haq	PML (Conv.)	2,123
Noor-ul-Haq	PDP	839

NE 24
Pabna 1

Registered voters	196,331		
Total votes polled	115,443	Turnout	58.8%
Valid votes	113,471	Rejected votes	1,972

Motahar Hussain Talukdar	AL	100,392
Saif-ul-Islam	NAP (W)	6,406
Abdul Khaliq	PDP	4,329
Abdullah al Mahmood	PML (Q)	1,546
A. K. Shams-ul-Amin	PML (Conv.)	798

NE 25
Pabna 2

Registered voters	206,724		
Total votes polled	108,206	Turnout	52.3%
Valid votes	104,730	Rejected votes	3,476

Abdur Rashid Tarkabagish	AL	86,683
Abu Bakar Siddiq	JI	13,300
Afzal-ul-Haq	PML (Q)	4,747

NE 26
Pabna 3

Registered voters	176,685		
Total votes polled	113,372	Turnout	64.2%
Valid votes	111,194	Rejected votes	2,178

Abdul Moin Talukdar	AL	95,694
Shahidullah Khan	IND	7,061
M. A. Matin	PML (Conv.)	4,171
Nazr-ul-Islam	JI	3,504
Ghulam Azam Talukdar	PML (Q)	764

NE 27
Pabna 4

Registered voters	196,737		
Total votes polled	115,894	Turnout	58.9%
Valid votes	111,688	Rejected votes	4,206

Syed Hussain Mansur	AL	96,379
Qurban Ali	JI	9,296
Saifuddin Yahya	IND	3,469
Mirza Abdul Qadir	PML (Conv.)	2,544

Gul Hayat Institute

NE 28
Pabna 5

Registered voters	198,686		
Total votes polled	111,909	Turnout	56.3%
Valid votes	108,055	Rejected votes	3,854

A.B. Sayeed	AL	95,019
Anwar-ul-Haq	JI	9,963
Mirza Abdul Rashid	PML (Conv.)	1,561
Hafiz A. Hamid	PML (Q)	1,328
Anwar Ali Ch.	PML (Coun.)	184

NE 29
Pabna 6

Registered voters	200,022		
Total votes polled	130,819	Turnout	65.4%
Valid votes	126,564	Rejected votes	4,255

Amjad Hussain	AL	86,801
Abdul Subhan	JI	35,968
■ Salina Banu	NAP (W)	1,511
Abdul Kasem Biswas	IND	1,462
Mofazzal Ali	PML (Coun.)	822

NE 30
Rajshahi 1

Registered voters	196,452		
Total votes polled	138,625	Turnout	70.6%
Valid votes	130,797	Rejected votes	7,828

Ata-ur-Rahman Talukdar	AL	104,641
Obaid-ul-Islam	JI	14,258
M. Mozaffar Rahman	PML (Conv.)	10,810
Abu Yousaf Baka-ul-Aslam	IND	1,088

NE 31
Rajshahi 2

Registered voters	191,708		
Total votes polled	105,383	Turnout	55.0%
Valid votes	100,172	Rejected votes	5,211

Aziz-ur-Rahman	AL	70,576
Kasimuddin Ahmed	NAP (W)	19,225
Abdul kashem	JUI-NI	10,371

NE 32
Rajshahi 3

Registered voters	194,119		
Total votes polled	130,233	Turnout	67.1%
Valid votes	124,115	Rejected votes	6,118

M. Baitullah	AL	90,665
A. K. Marakib	NAP (W)	18,029
Haji Muslim Ali + one other	IND	12,168
Abdus Subhan Ch.	PML (Conv.)	2,044
Mirajuddin Ahmed	PML (Coun.)	1,209

NE 33
Rajshahi 4

Registered voters	184,336		
Total votes polled	117,761	Turnout	63.9%
Valid votes	113,008	Rejected votes	4,753

M. Khalid Ali Mian	AL	80,764
Momtazuddin Ahmed	PDP	21,067
M. Tojamal Hosain	IND	11,177

Gul Hayat Institute

NE 34
Rajshahi 5

Registered voters	193,633		
Total votes polled	124,409	Turnout	64.2%
Valid votes	120,668	Rejected votes	3,741

Raisuddin Ahmad	AL	68,393
Taed Ali	JI	35,313
Mahtabuddin Sarkar	PML (Conv.)	7,828
Ghulam Arif Tipu	NAP (W)	2,330
Latif Hossain	PDP	2,272
Dr. Masan Ali	PML (Coun.)	2,222
Erfan Raza Ch.	PML (Q)	1,574
Ehtesham-ul-Malik	IND	736

NE 35
Rajshahi 6

Registered voters	190,465		
Total votes polled	124,665	Turnout	65.5%
Valid votes	120,678	Rejected votes	3,987

A.H.M. Kamar zaman	AL	85,482
Afazuddin Ahmed	JI	14,219
Ata-ur-Rehman	NAP (W)	10,478
Mazid-ur-Rahman+one other	IND	6,914
Amjad Ali	PML (Conv.)	2,933
Dr. Abdul Aziz	PML (Q)	371
Siraj-ul-Islam	PDP	281

NE 36
Rajshahi 7

Registered voters	185,655		
Total votes polled	103,542	Turnout	55.8%
Valid votes	100,241	Rejected votes	3,301

M. Jafarullah	AL	78,082
Noor M. Khan	NAP (W)	9,733
Ayenuddin	PML (Conv.)	9,295
Shah A. Ghafur Ch.	PDP	2,352
Jasimuddin Ahmad	PML (Q)	779

NE 37
Rajshahi 8

Registered voters	207,109		
Total votes polled	138,817	Turnout	67.0%
Valid votes	134,823	Rejected votes	3,994

M. Nazm-ul-Haq Sarkar	AL	118,672
A. Manan	PML (Q)	5,641
NA	PNL	4,973
Akram Hussain	PDP	3,387
Musaddar-ul-Haq+Abdur Rahman	IND	1,343
Qazi Abdul Masood	PML (Coun.)	807

NE 38
Rajshahi 9

Registered voters	195,848		
Total votes polled	118,449	Turnout	60.5%
Valid votes	113,604	Rejected votes	4,845

Dr. M. Sk. Mobarak Hossain	AL	92,452
NA	JI	6,119
Ayubllah Mian	PDP	1,178
NA	PML (Conv.)	1,783
A. Sattar Khan Ch.	PML (Coun.)	8,579
Qazi A. Majid	PML (Q)	906
Birendarnath Sarkar	NAP (W)	2,587

Gul Hayat Institute

NE 39
Kushtia 1

Registered voters	192,426		
Total votes polled	134,905	Turnout	70.1%
Valid votes	130,588	Rejected votes	4,317

Baristar Amir-ul-Islam	AL	114,286
Abdul Qayoom	JI	8,098
Masuk-ur-Rahim	PDP	641
Maqbool Hossain	PML (Conv.)	537
Azmat Ali	PML (Coun.)	1,752
Afiluddin Ahmed	PML (Q)	323
Syed Altaf Hussain	NAP (W)	4,951

NE 40
Kushtia 2

Registered voters	181,405		
Total votes polled	115,539	Turnout	63.7%
Valid votes	111,185	Rejected votes	4,354

Aziz-ur-Rahman Akkas	AL	101,708
Assad Ahmed	JI	5,068
Mozammil Haq Khan	PML (Conv.)	2,906
Aziz-ur-Rahman	PNL	1,503

NE 41
Kushtia 3

Registered voters	159,917		
Total votes polled	87,591	Turnout	54.8%
Valid votes	84,477	Rejected votes	3,114

Shahiduddin	AL	77,759
Abdul Matin	JI	2,879
Mofizuddin Ahmed	PML (Conv.)	2,241
Asghar Ali	NAP(B)	1,598

NE 42
Kushtia 4

Registered voters	204,106		
Total votes polled	128,283	Turnout	62.9%
Valid votes	122,596	Rejected votes	5,687

Abu Ahmed Afzal Rashid	AL	99,727
Molana Habib-ur-Rahman	JI	8,828
Meah Mansoor-ul-Ali	PML (Q)	5,760
Nawazish Ahmed	PML (Coun.)	3,492
Abdul Haq	NAP (B)	3,213
Abdus Sattar	PDP	1,576

NE 43
Jessore 1

Registered voters	198,380		
Total votes polled	114,313	Turnout	57.6%
Valid votes	111,004	Rejected votes	3,309

Qamar-uz-Zaman	AL	89,465
Mian Abdur Rashid	PDP	13,243
Shafiuddin Ahmed	PML (Conv.)	7,869
Syed Sharif-ul-Islam	PML (Q)	427

NE 44
Jessore 2

Registered voters	196,254		
Total votes polled	98,177	Turnout	50.0%
Valid votes	94,337	Rejected votes	3,840

Iqbal Anwar-ul-Islam	AL	63,075
Muzzamil Haq	JI	23,049
Noor Ali Mia	PML (Conv.)	4,193
Abdur Rahim	IND	3,569
Olayet Ali Mirdha	PDP	451

Gul Hayat Institute

NE 45
Jessore 3

Registered voters	172,531		
Total votes polled	111,262	Turnout	64.5%
Valid votes	106,953	Rejected votes	4,309

Moshi-ur-Rahman	AL	82,066
Syed Shams-ur-Rahman	PML (Coun.)	23,787
Ahmad Ali Sardar	PML (Conv.)	1,100

NE 46
Jessore 4

Registered voters	176,785		
Total votes polled	128,890	Turnout	72.9%
Valid votes	123,618	Rejected votes	5,272

Subodh Kumar Mitra	AL	70,474
Kh. Said Shah	JUI-NI	
Biram Chandra Abhikazi	PNC	46,529
Qazi Ershad Ali	PML (Coun.)	3,496
Maqbool Ahmad	PDP	2,477
Ahmad Ali Sardar	PML (Conv.)	642

NE 47
Jessore 5

Registered voters	164,392		
Total votes polled	115,534	Turnout	70.3%
Valid votes	111,950	Rejected votes	3,584

M. Rooshan Ali	AL	73,622
Moshi-ul-Azam	JI	33,113
Molvi Musharraf Hossain	PDP	3,026
Rafiuddin	PML (Conv.)	1,940
Mobarrak Ali Biswas	PML (Q)	249

NE 48
Jessore 6

Registered voters	211,015		
Total votes polled	153,060	Turnout	72.5%
Valid votes	146,706	Rejected votes	6,354

Sohrab Hossain	AL	116,305
Pirzada Syed Obaidullah	JI	18,191
Masih-ul-Azam Khan	PML (Conv.)	11,189
Habib-ur-Rahman	PML (Q)	1,021

NE 49
Jessore 7

Registered voters	228,947		
Total votes polled	153,495	Turnout	67.0%
Valid votes	149,399	Rejected votes	4,096

Abdul Hafeez	AL	129,095
M. Sulaiman Mollah	JI	14,447
Qazi Abdul Latif	PML (Conv.)	3,023
Munshi Badr-ul-Alam	IND	1,008
Altaf Hussain	PDP	918
Amir Hussain	PML (Q)	908

NE 50
Khulna 1

Registered voters	194,854		
Total votes polled	118,487	Turnout	60.8%
Valid votes	114,854	Rejected votes	3,633

Abdul Khair	AL	89,778
Khondkar Aziz-ur-Rehman (JUI-NI) + S.K. Amjad Ali (NAP (B)) + NA (JGMD)		21,976
Molla Afsaruddin	PML (Coun.)	1,627
Dev Das	IND	928
Moazzam-ul-Hussain	PML (Q)	545

EC shows 6 candidates while press named 7.

Gul Hayat Institute

NE 51
Khulna 2

Registered voters	181,742		
Total votes polled	100,423	Turnout	55.3%
Valid votes	97,148	Rejected votes	3,275

Sheikh A. Aziz	AL	70,650
Molana A.K.M. Yousaf	JI	26,012
Altaf Hossain	PML (Q)	486

NE 52
Khulna 3

Registered voters	188,413		
Total votes polled	108,038	Turnout	57.3%
Valid votes	104,315	Rejected votes	3,723

Lutf-ur-Rahman	AL	80,104
Molana Abdul Manan (JUI-NI) + Prafulla Kumar Mondal (JGMD)		14,516
Alhaj Sh. Talb-ur-Rahman	IND	6,262
Narayan Chandra Golder	NAP (W)	2,384
Khorshed-ul-Alam	PML (Q)	666
Dildar Ahmad	PDP	383
NA	JI	0

NE 53
Khulna 4

Registered voters	191,222		
Total votes polled	120,371	Turnout	62.9%
Valid votes	115,621	Rejected votes	4,750

M. A. Gafoor	AL	82,049
Shams-ur-Rehman	JI	30,484
Anil Kumar Sarkar	IND	2,020
Abdus Saboor Khan	PML (Q)	1,068

NE 54
Khulna 5

Registered voters	248,981		
Total votes polled	152,047	Turnout	61.1%
Valid votes	149,183	Rejected votes	2,864

M. Mohsin	AL	106,086
Abdul Hussain	PML (Conv.)	31,022
Hafez Abdul Karim	JUI-NI	10,082
NA	Nap (B)	785
M. Ali	PML (Q)	767
A.F.M. Abdul Jalil	PDP	521

NE 55
Khulna 6

Registered voters	192,546		
Total votes polled	129,973	Turnout	67.5%
Valid votes	125,471	Rejected votes	4,502

Salahuddin Yousaf	AL	84,069
Sk. Ansar Ali	JI	26,354
Q. A. M. Habib-ul-Haq	PML (Conv.)	6,486
Abdus Sabur Khan	PML (Q)	6,288
Shahidullah	NAP (B)	1,394
Alhaj Abdu Ahad Khan	PML (Coun.)	880

NE 56
Khulna 7

Registered voters	177,458		
Total votes polled	115,978	Turnout	65.4%
Valid votes	110,278	Rejected votes	5,700

Abdul Ghaffar	AL	78,221
Abdus Sattar	JUI-NI	24,660
Swarat Chandra Mondal	PDP	3,668
Sattar Ch. Mandal	IND	2,416
Ahmed Ali	PML (Coun.)	1,023
Asfa-ur-Rahman	PML (Q)	290

Gul Hayat Institute

NE 57
Khulna 8

Registered voters	166,518		
Total votes polled	110,213	Turnout	66.2%
Valid votes	105,445	Rejected votes	4,768

Syed Kamal Bakhat	AL	70,485
Kazi Shams-ur-Rahman	JI	28,056
Shams-ul-Haq	NAP (B)	2,742
Abdul Gafoor	PML (Conv.)	2,366
Abdul Khair	PML (Q)	1,455
Sheikh Akbar Hussain	IND	341

NE 58
Bakerganj 1

Registered voters	187,625		
Total votes polled	116,567	Turnout	62.1%
Valid votes	114,149	Rejected votes	2,418

Abdur Rab Serneabat	AL	101,130
Qari Ghulam Manboob	IND	7,136
Abdus Subhan Maridha	PML (Q)	2,307
Khundakar Saidur Rahman	PDP	1,845
Ismail Khan	NAP (W)	1,731

NE 59
Bakerganj 2

Registered voters	170,010		
Total votes polled	76,695	Turnout	45.1%
Valid votes	75,337	Rejected votes	1,358

Salehuddin Ahmed	AL	62,684
Molana Abdul Matin (JUI-NI) + Maj. Afsaruddin (IGD)		9,778
Noor-ul-Islam Mullah	PML (Conv.)	939
A. Hussain	PDP	807
A. K. Fazal-ul-Haq Ch.	IND	656
Mohaiuddin Ahmad	PML (Q)	473

NE 60
Bakerganj 3

Registered voters	184,241		
Total votes polled	88,848	Turnout	48.2%
Valid votes	86,949	Rejected votes	1,899

M. Nazr-ul-Islam Manzoor	AL	68,040
Hilaluddin	JI	14,112
S.W. Lakitallah	PDP	484
Abdur Rahman Biswas	PML (Conv.)	4,313

NE 61
Bakerganj 4

Registered voters	148,437		
Total votes polled	74,487	Turnout	50.2%
Valid votes	73,162	Rejected votes	1,325

M. Abud-ul-Barek	AL	56,168
Akhtaruddin Ahmad	PML (Conv.)	16,693
Aziz-ul-Haq	PDP	301

NE 62
Bakerganj 5

Registered voters	207,226		
Total votes polled	87,251	Turnout	42.1%
Valid votes	85,193	Rejected votes	2,058

A. Mannan Howlader	AL	70,779
Khan Fazle Rab Ch.	PDP	7,876
Mullah Enat-ur-Rahman	JUI-NI	3,432
Abdur Rab	PML (Conv.)	3,106

Gul Hayat Institute

NE 63
Bakerganj 6

Election proceedings were postponed due to cyclone and polling was later held on January 7, 1971.

Registered voters	195,729		
Total votes polled	77,099	Turnout	39.4%
Valid votes	75,399	Rejected votes	1,700

Tufail Ahmad	AL	69,894
Mati-ur-Rahman Shah	JUI-NI	5,505

NE 64
Bakerganj 7

Election proceedings were postponed due to cyclone and polling was later held on January 7, 1971.

Registered voters	219,685		
Total votes polled	87,445	Turnout	39.8%
Valid votes	85,655	Rejected votes	1,790

Dr. Azharuddin Ahmad	AL	73,399
M. Younas	JUI-NI	12,256

NE 65
Bakerganj 8

Registered voters	185,689		
Total votes polled	105,128	Turnout	56.6%
Valid votes	102,236	Rejected votes	2,892

Faiz-ul-Haq	AL	63,884
Dr. Kalidas Baidda	JGMD	23,108
Nirod Bihari Nag	NAP (W)	9,505
Syed Shahid-ul-Haq	PDP	5,739

NE 66
Bakerganj 9

Registered voters	211,305		
Total votes polled	109,697	Turnout	51.9%
Valid votes	107,151	Rejected votes	2,546

Eneyat Hussain Khan	AL	75,941
Molana Abdur Rahim	JI	26,606
Noor-ul-Islam Sikandar	PML (Q)	2,469
M. A. Hye	KSP	2,135

NE 67
Bakerganj-cum-Patuakhali

Election proceedings were postponed due to cyclone and polling was later held on January 7, 1971.

Registered voters	148,266		
Total votes polled	81,343	Turnout	54.9%
Valid votes	77,546	Rejected votes	3,797

M. Shams-ul-Haq	AL	32,449
M.A. Jabbar	IND	23,690
Mohiuddin Ahmad	NAP (W)	19,937
Fakharuddin Ahmad	PML (Q)	748
Manzoor-ul-Ahsan	JUI-NI	722

Gul Hayat Institute

NE 68
Patuakhali 1

Election proceedings were postponed due to cyclone and polling was later held on January 7, 1971.

Registered voters	221,969		
Total votes polled	89,400	Turnout	40.3%
Valid votes	85,803	Rejected votes	3,597

Ghulam Ahad Ch.	AL	57,773
Ashraf Hussain	NAP (W)	23,045
B.D. Habibullah	IND	1,642
Noor-ul-Haq	IGD	1,430
Muslimuddin Ahmad	PML (Conv.)	911
Altaf Hussain Majumdar	PML (Coun.)	544
Shamsuddin Talukdar	PML (Q)	458

NE 69
Patuakhali 2

Election proceedings were postponed due to cyclone and polling was later held on January 7, 1971.

Registered voters	191,781		
Total votes polled	86,386	Turnout	45.0%
Valid votes	83,063	Rejected votes	3,323

Alhaj Abdul Hadi Talukdar	AL	64,596
Abu Bakar Siddiq (IGD)+ Abdul Karim (NAP (B))		7,419
M. Ismail Khan	PML (Conv.)	6,010
Abdul Hussain Talukdar	PML (Q)	5,038

NE 70
Patuakhali 3

Election proceedings were postponed due to cyclone and polling was later held on January 7, 1971.

Registered voters	191,814		
Total votes polled	86,609	Turnout	45.2%
Valid votes	84,199	Rejected votes	2,410

Asmat Ali Sinkandar	AL	77,531
Alhaj Yunas Mian	IGD	2,784
Mihnajuddin	JI	2,290
Fazl-ur-Rahman	NAP (W)	891
Abdul Aziz Master	PML (Q)	703

Fazal-url Rahman was NAP (B) candidate according to Pakistan Observer

NE 71
Tangail 1

Registered voters	173,204		
Total votes polled	99,634	Turnout	57.5%
Valid votes	97,023	Rejected votes	2,611

Abdul Mannan	AL	77,824
Dr. Aleem Al Razi+ ■ Begum Khaleda Habib	IND	14,362
Prof. A. Khaliq	JI	3,726
Moinuddin	PML (Conv.)	1,111

NE 72
Tangail 2

Registered voters	169,488		
Total votes polled	106,298	Turnout	62.7%
Valid votes	102,690	Rejected votes	3,608

M. Shawkat Ali Khan	AL	91,537
Molana Abdul Wakf+2 other	IND	8,865
Malik Bur-ul-Haq	PML (Coun.)	1,064
Humayun Khan	PML (Q)	916
Aziz-ul-Haq	PML (Conv.)	308

Gul Hayat Institute

NE 73
Tangail 3

Registered voters	177,551		
Total votes polled	88,978	Turnout	50.1%
Valid votes	86,341	Rejected votes	2,637

Humayun Khalid	AL	72,822
Abdus Samad Dewan	JUI-NI	6,577
Abdul Basit	PML (Conv.)	4,583
Emad Ali Khan	PML (Coun.)	1,516
Sayed-ur-Rahman Khan	IND	843

NE 74
Tangail 4

Registered voters	164,732		
Total votes polled	77,585	Turnout	47.1%
Valid votes	75,710	Rejected votes	1,875

Hatem Ali Talukder	AL	53,831
Hatim Ali Khan	NAP (W)	7,554
Ibrahim Khan	PML (Q)	6,054
Afazuddin Fakir	IND	4,790
Tajammul Hussain	JUI-NI	3,481

NE 75
Tangail 5

Registered voters	175,999		
Total votes polled	81,036	Turnout	46.0%
Valid votes	78,348	Rejected votes	2,688

Shams-ur-Rahman	AL	55,298
Shams-uz-Zaman Khan	JI	18,141
Azhar-ul-Islam	IND	4,909

NE 76
Mymensingh 1

Registered voters	168,667		
Total votes polled	78,168	Turnout	46.3%
Valid votes	75,587	Rejected votes	2,581

Abdus Samad	AL	55,055
Moazam Hosain	JI	7,900
Mohammad Almas Hosain	PML (Q)	6,615
Abdul Karim+one other	IND	4,069
Mirza Asfand Yar Haider	PDP	1,500
Dr. Rafiquddin Ahmed	PML (Coun.)	448

NE 77
Mymensingh 2

Registered voters	176,880		
Total votes polled	76,622	Turnout	43.3%
Valid votes	73,918	Rejected votes	2,704

Karim-uz-Zaman Talukder	AL	62,459
Raisuddin Ahmad	PML (Q)	8,034
Khair-ul-Bashar	PDP	2,778
A.T.M. Hussain	IND	647

NE 78
Mymensingh 3

Registered voters	179,596		
Total votes polled	81,751	Turnout	45.5%
Valid votes	79,115	Rejected votes	2,636

Abdul Hakeem, Adv.	AL	62,764
Abdul Ghani	JUI-NI	5,694
Ghulam Rabbani	PML (Conv.)	3,486
Prof. Asharf Fariqul	IND	3,441
Yousaf Ali	JI	3,299
M. Ali Akhand	PML (Coun.)	431

Gul Hayat Institute

NE 79
Mymensingh 4

Registered voters	167,231		
Total votes polled	75,657	Turnout	45.2%
Valid votes	72,543	Rejected votes	3,114

Anis-ur-Rahman	AL	40,838
Seraj-ul-Haq	IND	15,197
Muslehuddin	JI	10,643
Shams-ul-Ghani Ch.	PML (Coun.)	5,063
Amin-ul-Islam	PDP	802

NE 80
Mymensingh 5

Registered voters	178,280		
Total votes polled	81,284	Turnout	45.6%
Valid votes	77,143	Rejected votes	4,141

Abdul Hakim Sarkar	AL	42,407
Haji Abdur Rahman	JI	15,407
Dr. Noor Muhammad	IND	6,569
Syed Ahmad	PML (Coun.)	6,173
Ferozuddin Ahmad	PML (Conv.)	4,415
Kh. Rahman	PDP	1,544
Safiruddin Ahmad	PML (Q)	628

NE 81
Mymensingh 6

Registered voters	175,890		
Total votes polled	81,016	Turnout	46.1%
Valid votes	77,989	Rejected votes	3,027

Musharraf Hossain Akand	AL	40,528
Fazl-ur-Rahman	JUI-NI	27,580
Zulmat Ali Khan	PDP	8,188
Hashmat Ali	PML (Coun.)	1,693

NE 82
Mymensingh 7

Registered voters	186,355		
Total votes polled	80,357	Turnout	43.1%
Valid votes	77,574	Rejected votes	2,783

Ibrahim	AL	49,023
Hashimuddin Ahmed	PML (Q)	13,944
Ismail Hussain Taluder	PML (Coun.)	12,841
Habib-ur-Rahman	IND	1,766

NE 83
Mymensingh 8

Registered voters	182,919		
Total votes polled	83,137	Turnout	45.5%
Valid votes	81,179	Rejected votes	1,958

Nurul Amin	PDP	65,115
Rafiquddin Bhayan	AL	15,410
Molana A. Halim Hussain	JUI-NI	654

NE 84
Mymensingh 9

Registered voters	204,483		
Total votes polled	99,156	Turnout	48.5%
Valid votes	96,075	Rejected votes	3,081

Syed Abdus Sultan	AL	63,040
Arif Rabbani	JUI-NI	
NA (PNC)+		
NA (JUI (WP))		24,019
Altaf Hussain	PDP	4,820
M. A. Hannan	PML (Conv.)	3,651
M. Nazar-ul-Islam	PML (Coun.)	545

Gul Hayat Institute

NE 85
Mymensingh 10

Registered voters	200,900		
Total votes polled	91,969	Turnout	45.8%
Valid votes	88,975	Rejected votes	2,994

A.N.M. Nazr-ul-Islam	AL	53,772
Qari Kahazi	JUI-NI	15,701
Shahbuddin Ahmed	PDP	12,645
Abdul Sobhan	JI	5,186
Abdur Rashid	PML (Conv.)	1,671

NE 86
Mymensingh 11

Registered voters	193,254		
Total votes polled	89,337	Turnout	46.2%
Valid votes	87,017	Rejected votes	2,320

Md. Shams-ul-Huda	AL	62,888
Molana Shams-ul-Huda	IND	16,258
Aftabuddin Ch.	PML (Conv.)	5,395
Molana Mohyuddin Khan	JUI (WP)	2,476

NE 87
Mymensingh 12

Registered voters	224,987		
Total votes polled	99,522	Turnout	44.2%
Valid votes	94,790	Rejected votes	4,732

Sadruddin	AL	57,160
A.K.M. Sharifuddin	JUI-NI	15,085
Aftabuddin Ahmed	PDP	11,569
Goouranga Chandra Shah+ one other	IND	5,601
Ali Talukdar	PML (Conv.)	4,568
Abuluddin Talukdar	PML (Coun.)	807

NE 88
Mymensingh 13

Registered voters	169,308		
Total votes polled	82,604	Turnout	48.8%
Valid votes	78,727	Rejected votes	3,877

M. Abdul Momin	AL	50,209
Molana M. Manzur-ul-Haq	JUI-NI	13,097
Md. Wazad Ali	NAP (W)	12,352
Abdul Khaliq+2 other	IND	3,069

NE 89
Mymensingh 14

Registered voters	209,942		
Total votes polled	99,617	Turnout	47.4%
Valid votes	94,897	Rejected votes	4,720

Javed Ali	AL	59,577
Darfesh Bazlu Mian+one other	IND	21,126
Asimuddin Ahmed	PML (Conv.)	7,214
Abdul Baqi Malik	PDP	6,980

NE 90
Mymensingh 15

Registered voters	203,832		
Total votes polled	95,708	Turnout	47.0%
Valid votes	92,209	Rejected votes	3,499

Asad-uz-Zaman	AL	56,837
Syeed-uz-Zaman	PDP	21,758
Molana Abdul Halim Hussain	JUI-NI	8,816
Molana Abdul Jabber	JI	4,072
Shafiq-ul-Hussain Khan	PML (Coun.)	726

Gul Hayat Institute

NE 91
Mymensingh 16

Registered voters	170,039		
Total votes polled	100,767	Turnout	59.3%
Valid votes	96,487	Rejected votes	4,280

Zill-ur-Rahman	AL	76,556
A.F.M. Nurullah	PML (Conv.)	8,507
Syed Siraj-ul-Huda	PDP	7,675
Mujib-ur-Rahman+one other	IND	3,749

NE 92
Mymensingh 17

Registered voters	168,305		
Total votes polled	83,475	Turnout	49.6%
Valid votes	79,965	Rejected votes	3,510

Syed Nazr-ul-Islam	AL	52,312
Syed Moslehuddin	PDP	21,266
Molana Athar Ali	JUI-NI	5,200
Abdul Ali Menoo	PML (Coun.)	917
Sad-ur-Rahman	PML (Conv.)	270

NE 93
Mymensingh 18

Registered voters	200,611		
Total votes polled	102,443	Turnout	51.1%
Valid votes	97,205	Rejected votes	5,238

Abdul Hamid	AL	75,578
Dr. A. Malik	PML (Coun.)	12,306
Aftabuddin Ahmed	PML (Q)	4,855
Idris Mian	IND	3,024
A. Rahman Khan Ch.	PML (Conv.)	1,209
Syed Sharfuddin Hossain	NAP (B)	233

NE 94
Faridpur 1

Registered voters	195,173		
Total votes polled	118,042	Turnout	60.5%
Valid votes	112,983	Rejected votes	5,059

A.B.M. Noor-ul-Islam	AL	97,688
Haji M. Tufazzal	PDP	9,333
A.K.M. Asad+one other	IND	5,557
Yousaf Hussain Ch.	PML (Q)	405

NE 95
Faridpur 2

Registered voters	198,613		
Total votes polled	127,260	Turnout	64.1%
Valid votes	122,852	Rejected votes	4,408

Syed Qamar Islam		
M. Salahudin	AL	106,666
Abdus Salam Khan	PDP	13,570
Akhtar Islam	PML (Conv.)	1,765
A.K. Sardar	IND	851

NE 96
Faridpur 3

Registered voters	189,665		
Total votes polled	106,752	Turnout	56.3%
Valid votes	103,322	Rejected votes	3,430

K.M. Obaid-ur-Rehman	AL	83,309
Syed M. Ali	JI	18,562
Yousaf Ali Ch.	PDP	1,451

Gul Hayat Institute

NE 97
Faridpur 4

Registered voters	175,362		
Total votes polled	103,410	Turnout	59.0%
Valid votes	100,747	Rejected votes	2,663

Shamsuddin Mollah	AL	95,388
Rokonuddin Qazi	PNL	3,767
Adeluddin Hawaldar	PML (Conv.)	1,592

NE 98
Faridpur 5

Registered voters	187,386		
Total votes polled	138,152	Turnout	73.7%
Valid votes	134,062	Rejected votes	4,090

M. Abdul Khayer	AL	95,714
Kartik Thakur	JGMD	30,862
Abdus Salam Khan	PDP	4,941
Wahid-uz-Zaman	PML (Q)	2,545

NE 99
Faridpur 6

Registered voters	226,724		
Total votes polled	156,139	Turnout	68.9%
Valid votes	152,072	Rejected votes	4,067

Molla Jalaluddin Ahmed	AL	112,287
Birendranath Biswas (JGMD)+ Hussainuddin Ahmad (JUI-NI)		28,502
Wahid-uz-Zaman	PML (Q)	9,519
Qazi Nezam-ul-Haq	PML (Conv.)	1,764

NE 100
Faridpur 7

Registered voters	192,346		
Total votes polled	114,774	Turnout	59.7%
Valid votes	112,309	Rejected votes	2,465

Tajuddin Ahmad	AL	100,985
Yousaf Ali	JI	8,748
A.K.M Jehangir	PML (Conv.)	2,097
Syeduddin Ahmed	PML (Q)	479

NE 101
Faridpur 8

Registered voters	176,131		
Total votes polled	81,973	Turnout	46.5%
Valid votes	80,728	Rejected votes	1,245

Amjad Hossain Khan	AL	78,558
NA	JUI (WP)	1,883
Abu Nasar Najibullah	JI	287

NE 102
Faridpur 9

Registered voters	167,310		
Total votes polled	107,217	Turnout	64.1%
Valid votes	104,430	Rejected votes	2,787

Abid-ur-Reza Khan	AL	79,538
A. Rashid Sarkar+one other	IND	19,346
Serajuddin Ahmad	PML (Q)	2,253
Idris Bala	JI	2,011
Solaiman Ukil	PDP	739
A. Rahman Bakaul	PML (Conv.)	543

Gul Hayat Institute

NE 103
Faridpur 10

Registered voters	167,905		
Total votes polled	95,606	Turnout	56.9%
Valid votes	93,445	Rejected votes	2,161

M.A. Qasim	AL	77,327
Sirajuddin	IND	6,719
Molana Abdur Rab	JUI-NI	6,707
Shams-ur-Rahman	PDP	2,339
Abdul Aziz Hawaldar	PML (Conv.)	353

NE 104
Dhaka 1

Registered voters	203,973		
Total votes polled	140,629	Turnout	68.9%
Valid votes	136,642	Rejected votes	3,987

M. Noor-ul-Islam	AL	122,477
Anwaruddin Sikandar	PML (Conv.)	6,579
Lutf-ur-Rahman Khan+		
Qazi Ghulam Ajmiri	IND	3,064
Azhar-ul-Islam Siddiq	PML (Q)	2,740
Khondokar Dilawar Hussain	NAP (W)	1,467
Reza-ul-Karim Bhuyan	PML (Coun.)	315

NE 105
Dhaka 2

Registered voters	199,389		
Total votes polled	144,310	Turnout	72.4%
Valid votes	140,043	Rejected votes	4,267

Moslehuddin Khan	AL	128,187
Aftabuddin	PML (Coun.)	4,249
Capt. M. Halim	NAP (W)	4,043
Abdur Rahman	PML (Conv.)	1,968
Abdul Qadir Mian	PML (Q)	1,047
A.K.M. Siddiq	NAP (B)	549

NE 106
Dhaka 3

Registered voters	187,686		
Total votes polled	120,718	Turnout	64.3%
Valid votes	117,551	Rejected votes	3,167

K.H. Noor-ul-Islam Mandal	AL	103,579
Ata-ur-Rahman Khan	PNL	
NA	JUI-NI	9,973
Asghar Hussain	PML (Q)	3,999

NE 107
Dhaka 4

Registered voters	197,322		
Total votes polled	132,747	Turnout	67.3%
Valid votes	129,267	Rejected votes	3,480

Shams-ul-Haq	AL	104,053
Tanveer Ahmad Siddiq	IND	17,737
Ahmad Ali Mondal	PDP	4,081
Mohsin Khan	PML (Conv.)	3,396

NE 108
Dhaka 5

Registered voters	191,082		
Total votes polled	114,869	Turnout	60.1%
Valid votes	112,436	Rejected votes	2,433

Tajuddin Ahmad	AL	92,819
M. Yousaf Ali	JI	11,314
Ahmad-ul-Kabir	NAP (W)	8,303

Gul Hayat Institute

NE 109
Dhaka 6

Registered voters	236,685		
Total votes polled	184,347	Turnout	77.9%
Valid votes	182,566	Rejected votes	1,781

Noor-ul-Islam	AL	179,520
Anwaruddin Sikdar	PML (Coun.)	2,587
Reza-ul-Karim Bhuya	PML (Conv.)	459

NE 110
Dhaka 7

Registered voters	249,628		
Total votes polled	166,773	Turnout	66.8%
Valid votes	164,204	Rejected votes	2,569

Zashiruddin	AL	118,291
Prof. Gholam Azam	JI	35,667
Dewan Warsat Hussain Khan	IND	8,212
Iqbal Ansari Khan	PNL	2,034

NE 111
Dhaka 8

Registered voters	283,933		
Total votes polled	207,277	Turnout	73.0%
Valid votes	204,777	Rejected votes	2,500

Sheikh Mujib-ur-Rahman	AL	164,783
Kh. Khairuddin	PML (Coun.)	39,994

NE 112
Dhaka 9

Registered voters	180,907		
Total votes polled	127,950	Turnout	70.7%
Valid votes	126,588	Rejected votes	1,362

Sheikh Mujib-ur-Rahman	AL	122,533
Amena Begum	PNL	2,254
M.A. Sarkar	IND	1,801

NE 113
Dhaka 10

Registered voters	178,810		
Total votes polled	88,174	Turnout	49.3%
Valid votes	85,836	Rejected votes	2,338

Fazl-ur-Rahman Bhuyiuan	AL	66,642
Abu Tahir M. Abdullah+one other	IND	14,112
Shahidullah SQA	PML (Conv.)	3,884
A. M. Abdul Hafiz	NAP (W)	1,198

NE 114
Dhaka 11

Registered voters	168,694		
Total votes polled	98,156	Turnout	58.2%
Valid votes	95,213	Rejected votes	2,943

Aftabuddin Bhyia	AL	63,759
Fazl-ul-Haq Khan	NAP (W)	18,007
A. Hamid	IND	7,276
Molana Khalilullah	JI	3,809
A. Khaliq	JUI-NI	1,439
Shams-ul-Haq	PDP	923

NE 115
Dhaka 12

Registered voters	227,102		
Total votes polled	160,330	Turnout	70.6%
Valid votes	156,414	Rejected votes	3,916

A. Razzaq Bhuiyan	AL	136,736
Altamash-ul-Islam	IND	12,151
Abdul Hashim Mian	PDP	4,825
Peter Paul Gomer (PNC)+ Noor-uz-Zaman (KSP)		1,680
Mobijuddin Ahmad	PML (Conv.)	1,022

Gul Hayat Institute

NE 116
Dhaka 13

Registered voters	168,928		
Total votes polled	106,799	Turnout	63.2%
Valid votes	103,987	Rejected votes	2,812

M. Shahar Ali Mian	AL	87,661
A.S.M. Sulman (KSP)+		
Alhaj Molana Ghaffar (JUI-NI)		15,248
Hashim Mullah	IND	1,078

NE 117
Dhaka 14

Registered voters	208,590		
Total votes polled	136,040	Turnout	65.2%
Valid votes	133,529	Rejected votes	2,511

Shams-ud-Doha	AL	120,318
■ Almas Ali	PDP	7,993
Mainuddin Ahmed	NAP (W)	5,218

NE 118
Dhaka 15

Registered voters	225,807		
Total votes polled	148,026	Turnout	65.6%
Valid votes	145,139	Rejected votes	2,887

Kafiluddin Ch.	AL	143,336
Mahtabuddin	PML (Q)	1,803

NE 119
Dhaka 16

Registered voters	202,498		
Total votes polled	150,179	Turnout	74.2%
Valid votes	147,924	Rejected votes	2,255

Karim Bepari	AL	141,924
Badshah Mia	JUI-NI	5,216
A.H. Vikram Puri	PML (Conv.)	394
A.L. Farooqi	PML (Q)	390

NE 120
Sylhet 1

Registered voters	190,628		
Total votes polled	109,752	Turnout	57.6%
Valid votes	105,317	Rejected votes	4,435

Mustafa Ali	AL	74,210
Mahbududin Ch.	NAP (W)	9,309
Mokhlis-ur-Rahman	JUI (WP)	8,291
Nasiruddin Ch.	PDP	7,611
Abdul Bari	IND	5,896

NE 121
Sylhet 2

Registered voters	198,577		
Total votes polled	112,405	Turnout	56.6%
Valid votes	106,605	Rejected votes	5,800

Dewan M. E. Ubaid-ur-Raza	AL	61,557
Rashid-ul-Hassan (JUI (WP))+		
Syed Kamar-ul-Islam (JUI-NI)		26,223
Rafiq Ahmad	IND	18,825

Gul Hayat Institute

NE 122
Sylhet 3

Registered voters	195,452		
Total votes polled	118,414	Turnout	60.6%
Valid votes	110,676	Rejected votes	7,738

A. K. Latif-ur-Rehman	AL	68,484
Syed Mahib-ul-Hassan	IND	22,273
Abdul Haq	NAP (B)	
Sharfuddin	JUI (WP)	14,489
M. Abdullah	PML (Coun.)	3,713
M.A. Mubashir	PML (Conv.)	1,717

NE 123
Sylhet 4

Registered voters	212,314		
Total votes polled	121,599	Turnout	57.3%
Valid votes	116,226	Rejected votes	5,373

M. Ilyas	AL	77,754
Haji Habib-ur-Rahman Ch.	PML (Conv.)	10,187
M. Firoz Ukil	NAP (W)	9,550
C. N. Zaman Ch.	PNL	
Bashiruddin	JUI	8,825
A. Jalil Ch.	JI	5,872
Ahmed-ur-Rahman Khan	IND	4,038

NE 124
Sylhet 5

Registered voters	180,010		
Total votes polled	108,018	Turnout	60.0%
Valid votes	103,691	Rejected votes	4,327

Abdul Muntaqum Ch.	AL	87,365
Abu Nasir M. Yousaf	PML (Conv.)	11,857
Abdul Hadi	PDP	3,766
Kaiser Rashid	IND	703

NE 125
Sylhet 6

Registered voters	237,157		
Total votes polled	121,189	Turnout	51.1%
Valid votes	117,684	Rejected votes	3,505

A.G. Osmani	AL	78,558
Nurur Ikaukn (PNL)+ Ishaq Ahmed (JUI-NI)		32,811
Shahid Ali	PML (Coun.)	3,068
Jalaluddin Ahmed Khan	PDP	1,853
Hafiz Molana Nuruddin+ Jainal Abedin Ch.	IND	1,394
NA	JUI (WP)	0

NE 126
Sylhet 7

Registered voters	187,825		
Total votes polled	104,455	Turnout	55.6%
Valid votes	101,098	Rejected votes	3,357

Abdur Rahim	AL	52,948
Molana Habib-ur-Rahman (JUI-NI)+ Molana M. Mushahid (JUI (WP))		21,891
Shams-ul-Haq	JI	15,795
Abdus Salam	PML (Conv.)	5,568
Abdus Salam Ch.	PML (Coun.)	3,020
Ata-ur-Rahman+Abdul Hasib	IND	1,876

NE 127
Sylhet 8

Registered voters	233,364		
Total votes polled	121,007	Turnout	51.9%
Valid votes	117,401	Rejected votes	3,606

Dewan Farid Ghazi	AL	70,493
A.S.M. Mumbarak	JUI (WP)	16,046
Noor-uz-Zaman	JI	12,032
Jasimuddin Ahmad	PDP	7,324

Gul Hayat Institute

Habib-ur-Rahman	NAP (W)	5,653
Nazim-ul-Hussain Khan	PML (Conv.)	2,807
Dr. A. Majid	PML (Q)	2,189
Shahdat Hussain Joardar+ Maqbood Al Ch.	IND	857

NE 128
Sylhet 9

Registered voters	185,429		
Total votes polled	95,996	Turnout	51.8%
Valid votes	91,717	Rejected votes	4,279

Abdul Haq, Adv.	AL	67,067
Fazl-ul-Karim	JUI (WP)	13,805
M. Ali	PDP	10,845

NE 129
Sylhet 10

Registered voters	177,997		
Total votes polled	100,153	Turnout	56.3%
Valid votes	93,763	Rejected votes	6,390

Abdus Samad	AL	50,164
Gulzar Ahmad	NAP (W)	29,272
Ghulam Zillani Ch.	PDP	9,849
Abdul Khaliq	PML (Conv.)	4,478

NE 130
Sylhet 11

Registered voters	187,944		
Total votes polled	109,351	Turnout	58.2%
Valid votes	102,702	Rejected votes	6,649

Dewan M Obaid-ur-Raza	AL	53,937
Dewan Anwar Raza Ch.	NAP (W)	17,121
Molan Sheikh Aminuddin	JUI (WP)	15,881
M. Ali	PDP	15,763

NE 131
Comilla 1

Registered voters	205,919		
Total votes polled	120,519	Turnout	58.5%
Valid votes	114,189	Rejected votes	6,330

Taheruddin Thakur	AL	70,634
Ali Ahad (PNL)+ Ashraf Ali (JUI-NI)		26,696
Dewan Mahboob Ali	NAP (W)	11,735
Syed Musharraf Ali	IND	2,752
Borhanuddin Ahmad	PDP	1,903
Sadullah	PML (Conv.)	469

NE 132
Comilla 2

Registered voters	195,174		
Total votes polled	116,823	Turnout	59.9%
Valid votes	113,277	Rejected votes	3,546

Ali Azam	AL	97,536
Abdur Rahman Khan	PDP	5,226
Farid-ul-Huda (NAP (B))+ Abdul Hashim (JUI (WP))		4,388
Ali Amjad Khan	IND	3,692
Aziz-ur-Rahman Molla	PML (Conv.)	2,435

NE 133
Comilla 3

Registered voters	219,843		
Total votes polled	147,717	Turnout	67.2%
Valid votes	143,067	Rejected votes	4,650

Dewan Abdul Abbas	AL	134,234
Shafiq-ul-Islam	PML (Coun.)	5,119
M. Muzammil Haq	IND	3,714

Gul Hayat Institute

NE 134
Comilla 4

Registered voters	168,208		
Total votes polled	90,728	Turnout	53.9%
Valid votes	88,128*	Rejected votes	2,600

Siraj-ul-Haq	AL	61,278
Golam Haqqani	JI	4,688
Shafiq-ur-Rahman	PDP	2,498
Tofazzal Ali	PML (Coun.)	2,068
Noor-un-Nabi+Shawkat Ali +Sultan Ahmed	IND	17,596

*Election Commission records show Valid votes as 98,128; probably a calculation error

NE 135
Comilla 5

Registered voters	183,008		
Total votes polled	92,005	Turnout	50.3%
Valid votes	90,066	Rejected votes	1,939

Khurshid Alam	AL	73,847
Abad Nuruddin Mahmood	PML (Conv.)	9,393
Prof. Mufiz-ul-Islam	PNL	
Nuruddin Muhammad	JUI-NI	6,650
Syed Abdus Shakur	PML (Q)	176

NE 136
Comilla 6

Registered voters	176,643		
Total votes polled	77,319	Turnout	43.8%
Valid votes	75,860	Rejected votes	1,459

Kazi Zahir-ul-Qayoom	AL	66,223
Shafiq-ul-Haq	JI	7,777
Amir-ul-Islam Ch.	PLN	725
A.S.M. Abdul Jalil	PDP	458
Ibrahim Maujmdar	PML (Q)	381
Abdul Hamid	IND	296

NE 137
Comilla 7

Registered voters	174,446		
Total votes polled	82,963	Turnout	47.6%
Valid votes	81,010	Rejected votes	1,953

A.M. Ahmed Khaliq	AL	59,545
Oli Ahad	PML (Coun.)	21,465

NE 138
Comilla 8

Registered voters	188,896		
Total votes polled	106,145	Turnout	56.2%
Valid votes	102,808	Rejected votes	3,337

Khankar Mushtaq Ahmed	AL	94,759
Ramizuddin Ahmed	PDP	6,266
Abdur Rub	KSP	1,783

NE 139
Comilla 9

Registered voters	215,281		
Total votes polled	121,179	Turnout	56.3%
Valid votes	117,968	Rejected votes	3,211

Haji Abdul Hashim	AL	110,152
Abdul Wadood Mian	JI	3,621
Haroon-ur-Rashid	PML (Q)	2,938
Abdul Karim	NAP (W)	1,257

NE 140
Comilla 10

Registered voters	195,746		
Total votes polled	85,280	Turnout	43.6%
Valid votes	83,055	Rejected votes	2,225

Shujat Ali	AL	53,886
Prof. Muzaffar Ahmed	NAP (W)	16,186
Abdul Alwal Bhuyian	PML (Q)	5,689

Gul Hayat Institute

Molana Mazhar-ul-Haq	JUI-NI	2,846
Shahidullah	JI	2,794
Majed-ul-Islam Sarkar	IND	874
Bazl-ur-Rahman Ch.	PDP	780

NE 141
Comilla 11

Registered voters	191,030		
Total votes polled	88,477	Turnout	46.3%
Valid votes	86,572	Rejected votes	1,905

Abdul Awal Bhuyian	AL	64,190
Molana Amin-ul-Islam Mian	JUI-NI	17,820
A.K.M. Mujib-ul-Haq	PML (Coun.)	2,442
Mujib-ul-Haq Majumadar Ahmad	PML (Conv.)	1,205
Shah Abdul Wadood	NAP (W)	915

NE 142
Comilla 12

Registered voters	206,086		
Total votes polled	131,077	Turnout	63.6%
Valid votes	129,020	Rejected votes	2,057

Hafiz Habib-ur-Rahman	AL	123,082
M.A. Salam	PML (Coun.)	4,078
Fariduddin Sattar	JUI (WP)	1,860

NE 143
Comilla 13

Registered voters	207,060		
Total votes polled	102,627	Turnout	49.6%
Valid votes	100,851	Rejected votes	1,776

Waliullah	AL	89,842
Molana Abdul Khair (IGD)+ Abdul Mannan (JUI-NI)		6,988
Dalil-ur-Rahman	PDP	3,274
Moslehuddin Ch.	IND	747

NE 144
Comilla 14

Registered voters	197,360		
Total votes polled	116,364	Turnout	59.0%
Valid votes	113,290	Rejected votes	3,074

M. Mizan-ur-Rahman	AL	90,168
M. Abdul Haq	JUI-NI	21,464
Ahmad Hamid	PDP	1,658

NE 145
Noakhali 1

Registered voters	169,494		
Total votes polled	81,873	Turnout	48.3%
Valid votes	80,260	Rejected votes	1,613

M. Obaidullah Mojumder	AL	65,030
Mehboob-ul-Haq (PNL)+ Molana Obaid-ul-Islam (JUI-NI)		14,578
Mahmood Noor-ul-Huda	IND	502
Sk. Wahidullah Ch.	PML (Conv.)	150

NE 146
Noakhali 2

Registered voters	192,091		
Total votes polled	94,730	Turnout	49.3%
Valid votes	92,565	Rejected votes	2,165

Kh. Ahmed	AL	72,710
A.K.M. Baqar	JI	13,845
A.M.S. Abdur Rauf	IND	2,352
Molana Abdul Halim (JUI (WP))+ Rahimullah Ch. (JUI-NI)		2,055
Molana Abdul Haq	PML (Conv.)	1,603

Gul Hayat Institute

NE 147
Noakhali 3

Registered voters	196,287		
Total votes polled	91,579	Turnout	46.7%
Valid votes	89,982	Rejected votes	1,597

Noor-ul-Haq	AL	71,618
Ali Azam Bhuya	JUI-NI	9,076
Dr. Nur-uz-Zaman Ch.	IND	8,590
Jalaluddin	PDP	698

NE 148
Noakhali 4

Election proceedings were postponed due to cyclone and polling was later held on January 7, 1971.

Registered voters	216,838		
Total votes polled	87,262	Turnout	40.2%
Valid votes	84,180	Rejected votes	3,082

Abdul Malik Ukal	AL	63,227
Molana Nurul Amin Atiqi	JUI-NI	17,742
M. Masood	PML (Conv.)	2,499
Sayed-ul-Haq	PML (Coun.)	712

NE 149
Noakhali 5

Election proceedings were postponed due to cyclone and polling was later held on January 7, 1971.

Registered voters	175,196		
Total votes polled	78,147	Turnout	44.6%
Valid votes	75,238	Rejected votes	2,909

Dilawar Hussain, Adv.	AL	56,287
Molana Syed Ahmad	JI	11,873
Molvi Mansur-ul-Haq	PML (Conv.)	7,078

NE 150
Noakhali 6

Registered voters	167,994		
Total votes polled	84,577	Turnout	50.3%
Valid votes	82,988	Rejected votes	1,589

Khalid M. Ali	AL	62,133
Shaiqullah	JI	18,848
Abdul Hakim	PML (Conv.)	1,635
Zil-ur-Rahim Mian	PNL	372

NE 151
Noakhali 7

Registered voters	172,048		
Total votes polled	81,086	Turnout	47.1%
Valid votes	80,034	Rejected votes	1,052

M. Hanif	AL	73,954
Prof. Mushfiq-ur-Rahman	JI	3,134
Mirza Ali Ashraf	PDP	1,872
A.K.M. Ghulam Kabir	IND	1,074

NE 152
Noakhali 8

Registered voters	170,717		
Total votes polled	83,292	Turnout	48.8%
Valid votes	82,063	Rejected votes	1,229

Abdur Rashid	AL	70,802
Khalid Ch.	JI	9,268
Noor Muhammad	PML (Conv.)	1,828
Shah Khair-ul-Bashar	PML (Q)	165

Gul Hayat Institute

NE 153
Chittagong 1

Election proceedings were postponed due to cyclone and polling was later held on January 7, 1971.

Registered voters	174,271		
Total votes polled	89,702	Turnout	51.5%
Valid votes	87,188	Rejected votes	2,514

Mustafiz-ur-Rahman Siddiqi	AL	78,972
A.K.M. Rafiquddin Ch.	IND	8,216

NE 154
Chittagong 2

Registered voters	191,960		
Total votes polled	127,977	Turnout	66.7%
Valid votes	126,156	Rejected votes	1,821

M.A. Aziz	AL	101,530
Usman Ramj	JI	15,199
Mahmood-un-Nabi Ch.	PDP	8,664
Alhaj Islam Miah	PML (Conv.)	763

NE 155
Chittagong 3

Registered voters	189,687		
Total votes polled	112,253	Turnout	59.2%
Valid votes	109,516	Rejected votes	2,737

Idrees	AL	78,835
Molana Ahmad Kabir Shiraj	PML (Conv.)	19,861
Fazl-ul-Kabir Ch.+ Abul Qashim Khan	IND	10,820

NE 156
Chittagong 4

Registered voters	232,070		
Total votes polled	117,856	Turnout	50.8%
Valid votes	115,059	Rejected votes	2,797

Syed M. Fazl-ul-Haq	AL	82,644
Kumudini Kanta Majumdar (PNC)+ Molana Haroon (JUI-NI)		9,825
Abdul Mansoor Faiz-ul-Kabir	PML (Conv.)	7,520
Dilawar Hussain	JI	7,110
Ahmad-ur-Rahman Azmi	NAP (W)	4,165
Mahmood-ul-Haq	IND	2,086
Abu Salek	PDP	1,338
Saifullah	PML (Coun.)	371

Kumudini Kanta Majumdar was PNL candidate, according to Pakistan Observer

NE 157
Chittagong 5

Registered voters	195,900		
Total votes polled	113,525	Turnout	58.0%
Valid votes	110,403	Rejected votes	3,122

Prof. M. Khalid	AL	63,433
Fazl-ul-Qader Ch.	PML (Conv.)	39,578
Molana M. Mufti Yousaf	JUI-NI	5,431
Abdul Hasnat	IND	1,961

NE 158
Chittagong 6

Registered voters	184,944		
Total votes polled	103,323	Turnout	55.9%
Valid votes	100,548	Rejected votes	2,775

Noor-ul-Islam Ch.	AL	73,217
Ahmed-ur-Rahman	PML (Conv.)	16,415
Nasir Ahmed	PDP	6,704
Fazal Ahmed Ch.	IND	4,212

Gul Hayat Institute

NE 159
Chittagong 7

Registered voters	194,528		
Total votes polled	99,701	Turnout	51.3%
Valid votes	95,514	Rejected votes	4,187

Ata-ur-Rehman Khan	AL	49,346
Bazl-ul-Karim Ch.	JI	17,765
Haroon-ur-Rashid	PML (Conv.)	17,575
Jamal-us-Sattar+one other	IND	10,828

NE 160
Chittagong 8

Registered voters	226,770		
Total votes polled	126,955	Turnout	56.0%
Valid votes	122,916	Rejected votes	4,039

Abul Saleh	AL	68,429
Molana Siddiq Ahmed	JUI-NI	34,497
Muzaffar Ahmed	PML (Conv.)	12,803
Aziz-ur-Rahman	PDP	4,969
Gauri Shankar Paul	IND	2,218

NE 161
Chittagong 9

Registered voters	218,651		
Total votes polled	113,191	Turnout	51.8%
Valid votes	108,195	Rejected votes	4,996

Noor Ahmed	AL	47,080
Molvi Farid Ahmed	PDP	34,677
Firoz Ahmed Ch.	JUI-NI	13,317
Zafar Alam Ch.	PML (Conv.)	13,121

NE 162
Chittagong Hill Tracts

Registered voters	212,063		
Total votes polled	123,187	Turnout	58.1%
Valid votes	116,563	Rejected votes	6,624

Maj. Raja Tridiv Roy+ Mun Swe Prue	IND	91,449
Charu Bikash Chakma	AL	25,114

Raja Tridiv Roy was the winner

Gul Hayat Institute

NE 163 to 169:
Reserved seats for women

For more details, please, see 'Elections to seats reserved for women' in the preceding narrative section.

NE 163
Women's Constituency 1

Dhaka and Faridpur districts

Noorjahan Murshed AL

NE 164
Women's Constituency 2

Mymensingh and Tangail districts

Rafia Akhtar AL

NE 165
Women's Constituency 3

Chittagong and Noakhali districts, Chittagong Hill Tracts district and Chandpur of Comila district

Sajeda Chaudhry AL

NE 166
Women's Constituency 4

Comila district (excluding Chandpur) and Sylhet district

Momtaz Begum AL

NE 167
Women's Constituency 5

Khulna Division excluding parts of Khustia and parts of Jessore district

Razia Banu AL

NE 168
Women's Constituency 6

Rangur, Dinajpur and Bogra districts

Not available AL

NE 169
Women's Constituency 6

Rajshai, Pabna and Kushtia districts and parts of Jessore district

Not available AL

Gul Hayat Institute

NW 1 to 18: Khyber Pakhtunkhwa

NW 1
Peshawar 1

Registered voters	148,708		
Total votes polled	92,428	Turnout	62.2%
Valid votes	91,040	Rejected votes	1,388

Khan Abdul Qayoom Khan	PML (Q)	27,215
Hayat Khan Sherpao	PPP	23,981
Arbab Sikandar Khan	NAP (W)	21,622
Molana Abdul Qayoom Popalzai	JUI (WP)	13,248
Alfred Peter	PML	2,499
Hussain Ahmad Qazi	JI	2,475

Khan Abdul Qayoom Khan also won two other National Assembly seats, NW 8 Hazara 4 and NW 11 Mardan-cum-Hazara. He opted to retain the former of the two. By-elections on the vacated NW 1 were held on January 14, 1971. Following are the results.

Registered voters	148,708		
Total votes polled	84,209	Turn over	56.6%
Valid votes	83,422	Rejected votes	787

M. Yousaf Khan	PML	31,056
Syed M. Ayub	NAP (W)	25,226
Nasrullah Khan	PPP	18,239
Molana M. Amir	JUI (H)	8,901

NW 2
Peshawar 2

Registered voters	154,237		
Total votes polled	87,120	Turnout	56.5%
Valid votes	85,110	Rejected votes	2,010

Ghulam Farooq	NAP (W)	34,402
Mian M. Jan	JUI (WP)	22,529
Noor M. Khan	PML (Q)	13,711
Noor Akbar Khan	PPP	9,491
Arbab M. Saeed	JI	4,977

NW 3
Peshawar 3

Registered voters	131,538		
Total votes polled	75,733	Turnout	57.6%
Valid votes	73,807	Rejected votes	1,926

Khan Abdul Wali Khan	NAP (W)	35,220
Abdul Barjan	JUI (WP)	22,871
Abdur Rahman Khan	PML (Q)	8,189
Nisar Ahmad Khan	PPP	7,527

NW 4
Peshawar 4

Registered voters	133,624		
Total votes polled	83,999	Turnout	62.9%
Valid votes	82,615	Rejected votes	1,384

Molana Abdul Haq	JUI (WP)	29,856
M. Ajmal Khattak	NAP (W)	27,109
Nasrullah Khattak	PPP	20,004
Salamatullah	JI	5,143
Abdul Latif	IND	503

NW 5
Hazara 1

Registered voters	97,637		
Total votes polled	28,910	Turnout	29.6%
Valid votes	27,801	Rejected votes	1,109

Molana Abdul Hakeem	JUI (WP)	12,915
M. Ayub Khan	IND	8,553
M. Yousaf Khan	PML (Q)	6,333

Gul Hayat Institute

NW 6
Hazara 2

Registered voters	185,960		
Total votes polled	72,132	Turnout	38.8%
Valid votes	70,140	Rejected votes	1,992

Molana Ghulam Ghous Hazarvi	JUI (WP)	27,188
Hanif Khan	PML (Q)	19,595
Mufti Idrees	PML (Coun.)	8,803
Shaukat Ali	JI	7,320
M. Akbar	PPP	4,511
Abdur Rahman	NAP (W)	2,723

NW 7
Hazara 3

Registered voters	199,618		
Total votes polled	89,215	Turnout	44.7%
Valid votes	86,699	Rejected votes	2,516

Sardar Inayat-ur-Rahman Khan Abbasi	PML (Q)	39,746
Ali Bahadur+one other	IND	25,372
Sardar M. Aslam	PPP	8,411
Qazi Asad-ul-Haq	JI	5,817
Qazi M. Nawaz Khan	JUI (WP)	5,409
Sultan Khan	NAP (W)	1,152
Daud Shah	PDP	548
Gul Zaman	MJUP	244

NW 8
Hazara 4

Registered voters	201,127		
Total votes polled	85,098	Turnout	42.3%
Valid votes	82,347	Rejected votes	2,751

Khan Abdul Qayoom Khan	PML (Q)	38,305
Sardar Bahadur Khan	PML (Coun.)	22,335
Sardar M. Aslam	PPP	12,342
Sardar Asad-ul-Haq	JI	4,841
Qazi M. Nawaz Khan	JUI (WP)	2,672
Sardar Inyat-ur-Rahman	IND	1,852

According to Pakistan Times, there were three other independent candidates in the constituency as well, Sardar Bahadur Khan, Haji Sardar Khan and Ali Bahadur. Pakistan Times results also show Sultan Khan from NAP, Daud Shah from PDP and Sufi Gul Zaman from Markazi Jamiat

NW 9
Mardan 1

Registered voters	155,505		
Total votes polled	99,408	Turnout	63.9%
Valid votes	97,348	Rejected votes	2,060

Abdul Khaliq Khan	PPP	26,653
Mehar Dil Khan	NAP (W)	21,033
Amir Khan	PML (Q)	19,158
Molana Syed Gul Badshah	JUI (WP)	13,567
Ghulam Khan Lundkhawar	PML (Coun.)	8,252
Inayat-ur-Rahman	JI	5,541
Sarbuland Khan	IND	3,144

Gul Hayat Institute

NW 10
Mardan 2

Registered voters	119,254		
Total votes polled	85,533	Turnout	71.7%
Valid votes	83,371	Rejected votes	2,162

Amirzada Khan	NAP (W)	34,032
Molvi Hamdullah	JUI (WP)	17,119
Haji Saif-ur-Rahman	PML (Q)	17,067
Mian Srdaruddin	PPP	12,859
Dr. Syed Murad Ali Shah	JI	2,294

Amirzada Khan resigned from his seat. By-elections on the vacated NA 10 were held on January 17, 1974. Following are the results.

Registered voters	119,254		
Total votes polled	66,150	Turn over	55.5%
Valid votes	65,058	Rejected votes	1,092

Umara Khan	NAP (W)	30,061
Haji Safoor Khan	PML (Q)	29,186
Hukam Khan	NA	5,009
M. Akbar Khan Khalil	NA	802

NW 11
Mardan-cum-Hazara

Registered voters	160,085		
Total votes polled	82,897	Turnout	51.8%
Valid votes	81,092	Rejected votes	1,805

Khan Abdul Qayoom Khan	PML (Q)	26,415
Abdul Aziz Khan	NAP (W)	19,815
Molvi Abdul Hadi	JUI (WP)	16,639
Abdur Razzaq	JI	7,063
Syed Abdus Sattar Shad	PPP	6,099
Taj M. Khan	IND	5,061

Khan Abdul Qayoom Khan also won two other National Assembly seats, NW 8 Hazara 4 and NW 1 Peshawar 1. He opted to retain the former of the two. By-elections on the vacated NW 11 were held on January 14, 1971. Following are the results.

Registered voters	160,085		
Total votes polled	76,124	Turn over	47.6%
Valid votes	75,507	Rejected votes	617

M. Hanif Khan	PML (Q)	29,248
Abdul Aziz Khan	NAP (W)	27,782
Pir Mubarak Shah	JUI (H)	11,105
Mian Fazle Hanan	PPP	6,284
Khan M. Aslam Khan	IND	889
Pir Sarwar Shah	IND	199

NW 12
Kohat

Registered voters	247,590		
Total votes polled	88,990	Turnout	35.9%
Valid votes	87,142	Rejected votes	1,848

Molvi Niamatullah	JUI (WP)	35,817
M. Yousaf Khattak	PML (Coun.)	15,014
Taj M. Khan	PML (Q)	14,433
Molvi Moeenuddin	JI	10,563
M. Ibrahim	NAP (W)	10,426
Jamal Badshah	AL	889

NW 13
Dera Ismail Khan

Registered voters	192,759		
Total votes polled	103,360	Turnout	53.6%
Valid votes	100,649	Rejected votes	2,711

Molvi Mufti Mahmood	JUI (WP)	45,978
Z.A. Bhutto	PPP	33,267
Ayub Bakhsh Awan+ Gulzar Ahmad Khan	IND	10,335
M. Qaisar Khan	PML (Q)	7,416
Usman	AL	2,281
Nawabzada Saadat Khan	NAP (W)	1,372

Gul Hayat Institute

NW 14
Bannu

Registered voters	159,937		
Total votes polled	105,398	Turnout	65.9%
Valid votes	102,742	Rejected votes	2,656

Molana Sadar-us-Shahid	JUI (WP)	60,511
Malik Hamidullah Khan	PML (Q)	14,896
M. Umer Jan	PML (Conv.)	8,256
M. Abdul Latif (Pir of Zakori)	JUI-NI	7,177
Malik Rakhamzad Khan	NAP (W)	5,362
Abdur Rahman Shah	JI	4,341
Pir Mir Khatim Shah	PPP	1,891
Ataullah Khan, Adv.	IND	308

NW 15
Chitral-cum-Dir-cum-Swat

Registered voters	95,206		
Total votes polled	34,802	Turnout	36.6%
Valid votes	33,403	Rejected votes	1,399

Ataliq Jafar Ali Shah	PML (Q)	6,418
M. Nadir Khan	JUI (WP)	5,835
Abdullah Khan	JI	5,531
Molvi M. Wali Khan	PPP	4,302
Maj. Khush Ahmad Malik	PDP	4,094
Qazi M. Murad	PML (Coun.)	4,031
Syed Chirag Hussain	NAP (W)	3,192

NW 16
Swat 1

Registered voters	207,760		
Total votes polled	82,035	Turnout	39.5%
Valid votes	79,381	Rejected votes	2,654

Rahim Shah	PML (Q)	18,761
Sher M. Khan	PPP	18,481
Aziz-ur-Rehman Khan	NAP (W)	16,885
Sher Ali Khan	JI	13,320
Aziz-ur-Rahman	JUI (WP)	6,881
Zarin+one other	IND	5,053

NW 17
Swat 2

Registered voters	252,897		
Total votes polled	103,692	Turnout	41.0%
Valid votes	100,438	Rejected votes	3,254

Mian Gul Aurangzeb	PML (Q)	35,538
Syed Badshah Gul	NAP (W)	23,276
Khair Muhammad	JUI (WP)	21,549
Abdul Hameed Khan	JI	10,545
Mehboob-ur-Rahman	PPP	9,530

NW 18
Dir

Registered voters	214,104		
Total votes polled	65,066	Turnout	30.4%
Valid votes	62,311	Rejected votes	2,755

Sahabzada Saifullah	JI	14,187
Najibullah+Behrawar Saeed +Azizullah+Bakht		
Jehanzeb Khan	IND	14,036
Khan Safiullah	PML (Q)	12,728
Shahabuddin Khan	NAP (W)	8,661
NA	PPP	6,250
M. Saeed	JUI (WP)	5,882
Abdus Salam Qazi	JUI & NI	567

Gul Hayat Institute

NW 19 to 25: Centrally Administered Tribal Areas

NW 19
Tribal Area 1
Mohmand Agency

Registered voters	6,076		
Total votes polled	4,992	Turnout	82.2%
Valid votes	4,901	Rejected votes	91

Akbar Khan Mohmand	IND	2,652
Yousaf Khan	IND	2,246

NW 20
Tribal Area 2
Kurram Agency

Registered voters	1,358		
Total votes polled	1,276	Turnout	94.0%
Valid votes	1,276	Rejected votes	0

Haji Saleh Khan	IND	735
Zawar Hussain	IND	541

NW 21
Tribal Area 3
Khyber Agency

Registered voters	2,119

Niamatullah Khan Shinwari, independent, returned uncontested.

The seat however fell vacant after the election of Niamatullah as a member of Senate. Following are the results of the by-elections held on October 19, 1975.

Registered voters	2,119		
Total votes polled	1,801	Turn over	85%
Valid votes	1,749	Rejected votes	52

Haji Gul Muhammad	IND	1152
Alhaj Khiali Khan Shinwari	IND	392
Haji Guli Shah	IND	93
Gul Islam	IND	44
Malikzada M. Akbar	IND	33
Malik Shah Wali Khan	IND	32
M. Umer	IND	3

Gul Hayat Institute

NW 22
Tribal Area 4

North Waziristan Agency and tribal area of Bannu district

Registered voters	1,649		
Total votes polled	1,270	Turnout	77.0%
Valid votes	1,269	Rejected votes	1

Malik Jehangir Khan	IND	1,195
Akbar Khan	IND	27
Darya Khan	IND	9
Haji Gul Mirey	IND	6
Khonam Shah	IND	8
Mandos	IND	3
Saadullah Khan	IND	4
Sardar Habibullah	IND	5
Shah M. Khan	IND	3
Sher M. Khan	IND	3
Sultan M. Khan	IND	6

NW 23
Tribal Area 5

South Waziristan Agency and tribal area of Dera Ismail Khan district

Registered voters	1,231		
Total votes polled	1,204	Turnout	97.8%
Valid votes	1,198	Rejected votes	6

Abdul Malik	IND	609
Gulab Khan	IND	578
Haji Sahib Jan	IND	0
NA	JUI (WP)	11

NW 24
Tribal Area 6

Tribal areas of Peshawar and Kohat districts

Registered voters	2,007		
Total votes polled	1,860	Turnout	92.7%
Valid votes	1,835	Rejected votes	25

Maj. Gen. Jamal Dar	IND	957
Haji Madar Khan	IND	878

NW 25
Tribal Area 7

Bajaur of Malakand Division

Registered voters	2,231		
Total votes polled	2,028	Turnout	90.9%
Valid votes	1,805	Rejected votes	223

Abdul Subhan Khan	IND	1,446
Gul Muhammad	IND	93
Said Ali	IND	54
Khan Ali Zai	IND	49
M. Anwar	IND	47
Gulzar	IND	33
Bismillah Jan	IND	30
Gul Anoor	IND	30
Haji Gul	IND	21

Gul Hayat Institute

NW 26 to 107: Punjab

NW 26
Rawalpindi 1

Registered voters	198,822		
Total votes polled	121,473	Turnout	61.1%
Valid votes	120,178	Rejected votes	1,295

Khurshid Hasan Mir	PPP	67,997
Air Marshal (R) Asghar Khan +Khan Bahadur Abdul Rashid Khan + Agha Latif Akhtar	IND	28,209
Molvi Fateh Muhammad	JI	14,217
Ali Asghar Shah	PML (Conv.)	5,077
M. Farooq	JUI (WP)	2,582
Amin-ur-Rahman Shamsuddoha	AL	1,504
Agha Latif Akhtar	KT	592

According to EC there were only two independent candidates, papers however gave the names of three

NW 27
Rawalpindi 2

Registered voters	236,429		
Total votes polled	139,509	Turnout	59.0%
Valid votes	135,223	Rejected votes	4,286

Malik M. Jafar	PPP	64,847
Syed Ali Asghar Shah	PML (Conv.)	18,480
Maj. Ghulam Mustafa	JI	17,294
Sardar Rigat Hayat Khan+ M. Riaz+Lt. Col. (R) Tasadduq Hussain Khan+ Abdul Rashid Khan	IND	10,995
Sardar Aurangzeb	PML (Coun.)	7,960
Molvi M. Dawood	JUI (WP)	7,648
M. Khursheed	AL	6,029
Ch. Maqsood Ali Khan	PML (Q)	1,970

NW 28
Rawalpindi 3

Registered voters	177,671		
Total votes polled	97,332	Turnout	54.8%
Valid votes	93,725	Rejected votes	3,607

Col. Habib Ahmad	PPP	36,925
Raja M. Anwar+M. Riaz +Taj M. Abbasi	IND	19,931
Brig. M. Sadiq	PML (Coun.)	17,385
Raja M. Ashraf	JI	9,199
M. Murad Ali	JUI (WP)	5,803
Raja Ahmad Ali	PML (Q)	4,482

NW 29
Rawalpindi 4

Registered voters	192,936		
Total votes polled	111,522	Turnout	57.8%
Valid votes	107,738	Rejected votes	3,784

Abdul Aziz Bhatti, Adv.	PPP	57,584
M. Akram	PML (Coun.)	23,649
Col. M. Ashraf	PML (Conv.)	14,216
Aziz Ahmad Bhatti	JI	10,934
NA	JUI-NI	1,355

NW 30
Campbellpur 1

Registered voters	197,253		
Total votes polled	124,850	Turnout	63.3%
Valid votes	119,265	Rejected votes	5,585

Sardar Saukat Hayat	PML (Coun.)	42,280
Syed Ashiq Hussain Shah	PPP	32,051
M. Aslam Malik	IND	31,773
Zamurd Khan	JI	7,133
Sultan Arifin	JUI (WP)	6,028

Gul Hayat Institute

NW 31
Campbellpur 2

Registered voters	243,124		
Total votes polled	154,485	Turnout	63.5%
Valid votes	148,322	Rejected votes	6,163

Pir Syed Safiuddin	PML (Coun.)	65,131
Malik Allahyar	PML (Conv.)	41,838
Mansoor-uz-Zaman	PPP	31,570
Shamas-ur-Rahman	JI	9,783

NW 32
Jhelum 1

Registered voters	197,551		
Total votes polled	123,443	Turnout	62.5%
Valid votes	119,291	Rejected votes	4,152

Dr. Ghulam Hussain	PPP	56,840
Raja Lehraasab Khan	PML (Coun.)	21,622
Abdul Malik	JI	18,272
Said Ali Shah	JUI (WP)	7,113
Raja Khuda Dad Khan	IND	6,449
Nazir Ahmad	MJUP	4,489
Brig. M. Akhtar	PDP	3,954
Capt. M. Akhtar	PML (Q)	552

NW 33
Jhelum 2

Registered voters	177,923		
Total votes polled	112,993	Turnout	63.5%
Valid votes	109,045	Rejected votes	3,948

M. Amir Khan	PPP	33,473
Sardar M. Ashraf Khan	PML (Coun.)	30,260
Sardar Khizar Hayat Khan	PML (Conv.)	27,817
Ghulam Hussain	IND	6,883
Ghulam Ahmad	PDP	5,915
Abdul Rahman	JI	4,697

The seat fell vacant due to murder of M. Amir Khan.

Following are the results of by-elections held on October 7, 1974.

Registered voters	177,923		
Total votes polled	84,929	Turn over	47.7%
Valid votes	83,878	Rejected votes	1,051

Nazar Hussain Kyani	PPP	55,018
Mushtaq Ahmad Qazi	IND	27,735
Dr. Ghulam Shabbir	IND	1,125

NW 34
Jhelum 3

Registered voters	151,598		
Total votes polled	75,688	Turnout	49.9
Valid votes	72,794	Rejected votes	2,894

Malik M. Sadiq	PPP	29,812
Shahbaz Khan +		
Syed Jamil Ahmad Shah +		
Lt. Col. (R) Gustaseb Beg	IND	29,310
Syed Farooq Hasnat	PML (Coun.)	13,672

NW 35
Gujrat 1

Registered voters	241,836		
Total votes polled	171,755	Turnout	71.0%
Valid votes	167,068	Rejected votes	4,687

Ch. Zahoor Illahi	PML (Coun.)	82,120
Nawab Asghar Ali	PML (Q)	70,486
Irshad Ahmad	JI	11,961
NA	JUI-NI	1,839
Ch. M. Aslam Jaura	PDP	662

Gul Hayat Institute

NW 36
Gujrat 2

Registered voters	223,528		
Total votes polled	144,002	Turnout	64.4%
Valid votes	139,115	Rejected votes	4,887

Fazal Illahi Ch.	PPP	71,024
M. Sardar Khan	PML (Coun.)	40,428
Siddiq-ul-Hassan Gilani	JI	18,334
Neik Alam	MJUP	7,688
Ghulam Mohyuddiin	IND	1,641

The seat was vacated by Ch. Fazal Elahi after his election as the President of Pakistan. Following are the results of the by-election held October 12, 1973.

Registered voters	223,528		
Total votes polled	103,131	Turn over	46.1
Valid votes	100,233	Rejected votes	2,898

M. Sardar Khan	PPP	71,382
Ch. Ghulam Rasul	UDF*	26,382
CH. Munwar Khan	IND	1,570
Ghulam Mohyuddin	IND	456
Rabar Malik	IND	443

* United Democratic Front

NW 37
Gujrat 3

Registered voters	203,807		
Total votes polled	109,902	Turnout	53.9%
Valid votes	106,343	Rejected votes	3,559

Manzoor Hussain Dudra	PPP	33,204
M. Nawaz Bosal+Sher Muhammad	IND	26,643
Said Muhammad	PML (Coun.)	21,400
Raja M. Akbar Khan	MJUP	14,064
Wali M. Bosal	PML (Q)	11,032

NW 38
Gujrat 4

Registered voters	220,382		
Total votes polled	153,628	Turnout	69.7%
Valid votes	148,752	Rejected votes	4,876

Ch. Ghulam Rasul	PPP	64,928
Faiz Ahmad+Khuda Dad Khan	IND	36,355
M. Iqbal	PML (Coun.)	29,405
Usman Ghani	JI	15,308
M. Nazil	PML (Q)	2,756

NW 39
Sargodha 1

Registered voters	167,688		
Total votes polled	122,734	Turnout	73.2%
Valid votes	119,548	Rejected votes	3,186

Ch. Jehangir Ali	PPP	48,039
Khuda Dad Khan	PML (Coun.)	30,895
Mian Ghulam Muhammad +M. Mukhtar+ Mehar Ghulam Dastagir	IND	23,361
Syed Ahmad Gilani	JI	9,166
Abdus Sami	JUI (WP)	8,087

NW 40
Sargodha 2

Registered voters	185,803		
Total votes polled	119,949	Turnout	64.6%
Valid votes	116,844	Rejected votes	3,105

Malik Anwar Ali Noon	PPP	57,249
Malik Noor Hayat Khan Noon	PML (Q)	28,789
M. Khan	IND	18,826
Sufi Ahmad Yar	JUI (WP)	6,732
Gulzar Ahmad	JI	5,248

Gul Hayat Institute

NW 41
Sargodha 3

Registered voters	186,335		
Total votes polled	132,875	Turnout	71.3%
Valid votes	128,544	Rejected votes	4,331

Hafeezullah	PPP	51,428
NA	SKMPPMM	28,680
Zafarullah Khan	PML (Coun.)	26,061
M. Salim	JI	17,238
Hakim Sharifuddin	JUI (WP)	4,493
M. Din Tahir	IND	644

NW 42
Sargodha 4

Registered voters	218,915		
Total votes polled	125,818	Turnout	57.5%
Valid votes	121,405	Rejected votes	4,413

Karam Bakhsh Awan	PML (Coun.)	45,513
Nasim Ahmad Tahir	PPP	29,623
Anwar Khan	PML (Conv.)	26,826
Malik Sher Muhammad	JUI (WP)	7,321
Izhar Ahmad Qureshi	JI	7,132
Malik Khuda Bakhsh+Akbar Khan	IND	4,990

NW 43
Sargodha 5

Registered voters	165,078		
Total votes polled	122,701	Turnout	74.3%
Valid votes	116,602	Rejected votes	6,099

Nawabzada Mian M. Zakir	PML (Coun.)	63,040
Malik Najeebullah	PPP	27,816
Inayat Ali Shah+M. Abdullah	IND	24,962
Malik Ghulam Hussain	PML (Q)	784

NW 44
Mianwali 1

Registered voters	248,205		
Total votes polled	149,702	Turnout	60.3%
Valid votes	145,767	Rejected votes	3,935

Nawabzada Malik Muzaffar Khan	IND	53,202*
Molana Abdus Sattar Khan Niazi	MJUP	47,993
Khan Amir Abdullah Khan	PML (Conv.)	39,644
Abdul Karim	PPP	4,928
Malik Allah Yar Khan+Said Rasool	IND	

*Tally includes the votes of other independent candidates as well

NW 45
Mianwali 2

Registered voters	211,979		
Total votes polled	154,589	Turnout	72.9%
Valid votes	147,644	Rejected votes	6,945

Ghulam Hussain Khan Dhandla	PML (Conv.)	56,379
Amanullah Khan	MJUP	52,729
Sirajuddin Hafiz	JUI (WP)	20,615
Muzaffar Abbas Zaidi	PPP	11,791
Haq Nawaz Khan	JI	6,130

NW 46
Jhang 1

Registered voters	248,672		
Total votes polled	176,587	Turnout	71.0%
Valid votes	171,234	Rejected votes	5,353

Mehar Ghulam Haider Bharwana	MJUP	93,676
Col. Abid Hussain+ Mian Zulifqar Ali Shah	IND	77,558

Gul Hayat Institute

NW 47
Jhang 2

Registered voters	268,337		
Total votes polled	181,982	Turnout	67.8
Valid votes	172,994	Rejected votes	8,988

Molana M. Zakir	MJUP	66,837
Sardazada M. Ali Shah	PPP	62,711
Sardazada Zafar Abbas	IND	43,446

NW 48
Jhang 3

Registered voters	204,228		
Total votes polled	153,127	Turnout	75.0%
Valid votes	147,335	Rejected votes	5,792

Sahabzada M. Nazeer Sultan	MJUP	67,846
M. Arif Khan	IND	58,969
Naimatullah	PPP	20,520

NW 49
Lyallpur 1

Registered voters	187,920		
Total votes polled	131,553	Turnout	70.0%
Valid votes	130,012	Rejected votes	1,541

Mukhtar Rana	PPP	83,927
Zahid Sarfraz	PML (Coun.)	19,680
Molvi Zia-ul-Qasmi	JUI (WP)	8,192
Noor Muhammad	MJUP	8,049
Mufti Syed Sallahuddin	JI	7,735
Anwar Ali Khan + one other	IND	2,281
Ijaz Ahmad Chishti	PDP	148

M. Mukhtar Rana was disqualified and by-elections on the vacated seat were held on May 30, 1974. Following are the results.

Registered voters	187,920		
Total votes polled	103,392	Turn over	55.0%
Valid votes	101,851	Rejected votes	1,541

M. Afzal Randhawa	PPP	67,813
Mian Zahid Sarfraz	PML (coun)	21,613
Zareena Begum	IND	11,806
Waris Ali Khan	IND	619

NW 50
Lyallpur 2

Registered voters	192,502		
Total votes polled	137,453	Turnout	71.4%
Valid votes	135,417	Rejected votes	2,036

Mian M. Attaullah	PPP	93,477
Rafiq Saigol	MJUP	26,407
NA	JI	6,049
NA	PML (Coun.)	5,705
Four candidates	IND	3,779

NW 51
Lyallpur 3

Registered voters	188,482		
Total votes polled	134,823	Turnout	71.5%
Valid votes	131,360	Rejected votes	3,463

Ahsan-ul-Haq	PPP	71,804
NA	PML (Conv.)	25,479
NA	JI	636
NA	MJUP	26,380
NA	IND	1,331

Gul Hayat Institute

NW 52
Lyallpur 4

Registered voters	165,117		
Total votes polled	116,686	Turnout	70.7%
Valid votes	113,842	Rejected votes	2,844

M. Bashir Ahmad	PPP	68,114
Akhtar Hussain Gill	MJUP	17,984
M. Afzal Khan Noon	PDP	16,458
M. Zaman	PML (Coun.)	11,286

NW 53
Lyallpur 5

Registered voters	165,067		
Total votes polled	114,837	Turnout	69.6%
Valid votes	111,916	Rejected votes	2,921

Ch. M. Aslam	PPP	59,392
Hamza	PDP	31,160
Mukhtar-ul-Haq	MJUP	10,381
Abdul Majid Sabir	JUI (WP)	6,189
Fateh Muhammad+one other	IND	4,794

The seat fell vacant due to death of Ch Muhammad Aslam. Following are the results of the by-elections held on August 31, 1975.

Registered voters	165,067		
Total votes polled	113,792	Turn over	68.9%
Valid votes	112,142	Rejected votes	1,650

Mubaraz Khan	PPP	103,972
Capt. (R) Khushi Muhammad	IND	6,681
M. Hanif	IND	824
Akhtar Hussain	IND	665

NW 54
Lyallpur 6

Registered voters	171,470		
Total votes polled	119,468	Turnout	69.7%
Valid votes	114,980	Rejected votes	4,488

Rai Hafizullah Khan	PPP	52,901
Israr Hussain Shah	MJUP	33,971
Syed Ali Raza Shah+Sahib Khan +Sodagar Khan+Ali Muhammad +Ghulam Shabir Shah+ Syed Dilair Hussain Shah	IND	22,020
M. Aslam	JI	4,707
Amir Habibullah Khan	KT	1,381

NW 55
Lyallpur 7

Registered voters	193,281		
Total votes polled	130,843	Turnout	67.7%
Valid votes	127,224	Rejected votes	3,619

Ch. M. Anwar Ali Khan	PPP	78,122
Ghulam Dastagir	PDP	28,761
Rai Col. M. Saleem Khan	MJUP	10,276
Sardar Rashid Ahmad	PML (Coun.)	10,065

NW 56
Lyallpur 8

Registered voters	197,080		
Total votes polled	126,944	Turnout	64.4%
Valid votes	122,676	Rejected votes	4,268

Ghulam Nabi Ch.	PPP	50,210
Arif Hussain	PML (Conv.)	27,300
M. Siddiq	PML (Coun.)	17,064
M. Khan	IND	13,550
Sultan Ali	MJUP	12,600
Ahmad Shafi	JUI (WP)	1,952

Gul Hayat Institute

NW 57
Lyallpur 9

Registered voters	196,642		
Total votes polled	127,346	Turnout	64.8%
Valid votes	124,203	Rejected votes	3,143

M. Khan Ch.	PPP	72,555
Abdul Hamid	MJUP	24,694
Din Muhammad	JI	11,277
M. Abdullah	PML (Coun.)	7,356
Rao M. Hayat	PML (Conv.)	4,725
Abdul Rahman	JUI (WP)	2,869
M. Mohsin	PML (Q)	727

NW 58
Lahore 1

Registered voters	148,847		
Total votes polled	100,585	Turnout	67.6%
Valid votes	99,834	Rejected votes	751

Malik M. Akhtar	PPP	56,876
Kh. M. Rafiq	PDP	12,230
Mian Salahuddin	PML (Conv.)	12,054
Syed Mahmood Ahmad Rizvi	MJUP	9,251
Molana M. Obaidullah Anwar	JUI (WP)	8,997
M. Yunas+M. Sadiq	IND	426

NW 59
Lahore 2

Registered voters	205,359		
Total votes polled	128,804	Turnout	62.7%
Valid votes	126,985	Rejected votes	1,819

Dr. Mubashir Hassan	PPP	82,476
Ch. Ghulam Jilani	JI	16,914
Molvi Saleemullah	MJUP	12,721
Mian Zaka-ur-Rahman	PML (Conv.)	10,470
M. Iqbal+Mirza M. Ibrahim +Hussain Zamani Alamgir+ Fazal Illahi+Allah Ditta	IND	4,164
Sheikh M. Hussain	PML (Q)	240

NW 60
Lahore 3

Registered voters	199,660		
Total votes polled	126,283	Turnout	63.2%
Valid votes	124,434	Rejected votes	1,849

Z. A. Bhutto	PPP	78,132
Dr. Javed Iqbal	PML (Coun.)	33,921
C. Ayoob	PML	6,086
Maj Gen (R) Sarfraz Khan	PDP	3,626
Ahmad Saeed Kirmni	PML (Q)	1,924
Feroz Khan	IND	745

Z. A. Bhutto also won from four other seats, NW 116 Larkana 1, NW 79 Multan 1, NW 121 Hyderabad 4 and NW 127 Thatta. He retained NW 116 and by-elections on the vacated NW 60 were held on January 17, 1971. Following are the results.

Registered voters	199,660		
Total votes polled	60,324	Turn over	30.2%
Valid votes	59,824	Rejected votes	500

Mian Mehmood Ali Kasuri	PPP	49,363
Kh. M. Rafiq	PDP	9,737
M. Salim Khan	AL	724

NW 61
Lahore 4

Registered voters	204,368		
Total votes polled	126,915	Turnout	62.1%
Valid votes	125,375	Rejected votes	1,540

Shakih M. Rashid	PPP	68,721
Mian Tufail Muhammad	JI	35,988
Ch. M. Hussain	PML (Conv.)	7,477

Gul Hayat Institute

Allama Khalid Mehmood	JUI (WP)	5,716
Molana Zafar Ahmad	MJUP	4,695
Sardar M. Zafarullah	PML (Coun.)	2,546
M. Aslam Sheikh	IND	232

NW 62
Lahore 5

Registered voters	196,673		
Total votes polled	148,732	Turnout	75.6%
Valid votes	144,092	Rejected votes	4,640

Malik Miraj Khalid	PPP	89,660
Nawab Zulfiqar Qazilbash+		
Azizuddin Ahmad Khan+		
Hamid Ali Shah	IND	29,560
Khalid Umar	PML (Coun.)	14,900
Abdul Hamid Khokhar	JI	5,286
Noor M. alias Nathe Khan	JUI (WP)	4,686

NW 63
Lahore 6

Registered voters	173,867		
Total votes polled	129,340	Turnout	74.4%
Valid votes	124,851	Rejected votes	4,489

Sahabzada Ahmad		
Raza Khan Qasoori	PPP	52,769
Mian Jamil Ahmad	MJUP	49,920
Arif Iftikhar	NAP (B)	10,778
M. Islam Khan	PML (Coun.)	6,589
Kh. M. Ismail	JUI (WP)	4,795

NW 64
Lahore 7

Registered voters	191,415		
Total votes polled	148,997	Turnout	77.8%
Valid votes	142,890	Rejected votes	6,107

Ch. Shafaat Khan Chuhan	PPP	48,437
Mohyuddin	MJAHP	29,352
Arif Sardar	PML (Conv.)	24,785
NA	MJUP	22,868
Farooq Ahmad Ali	IND	17,448

NW 65
Lahore 8

Registered voters	179,078		
Total votes polled	134,873	Turnout	75.3%
Valid votes	130,164	Rejected votes	4,709

Dr. S. Mehmood Abbas Bukhari	PPP	66,712
Anwar Abdul Rahim	PML (Coun.)	24,404
Kamaluddin Kamal	JI	23,658
NA	JUI (WP)	6,658
Major Rehmat Khan	PML (Q)	6,627
Nawab M. Anwar Khan	IND	2,105

NW 66
Sheikhupura 1

Registered voters	176,167		
Total votes polled	134,459	Turnout	76.3%
Valid votes	131,210	Rejected votes	3,249

Ch. Mumtaz Ahmad	PPP	63,991
Ch. M. Hussain Chattha	PML (Coun.)	39,286
NA	IND	23,756
NA	JI	4,177

NW 67
Sheikhupura 2

Registered voters	183,888		
Total votes polled	140,555	Turnout	76.4%
Valid votes	136,466	Rejected votes	4,089

Mian Hamid Yasin	PPP	80,576
Abdul Latif	PML (Coun.)	31,019
Mufti Zafar Ali	MJUP	22,168
Niaz M. Khan	IND	1,388
M. Akram	PML (Q)	1,315

Gul Hayat Institute

NW 68
Sheikhupura 3

Registered voters	174,497		
Total votes polled	128,872	Turnout	73.9%
Valid votes	125,831	Rejected votes	3,041

Ch. M. Iqbal	PPP	70,856
Manzoor Hussain	PML (Q)	26,896
Ch. Lal Khan	PML (Coun.)	24,190
Abdul Haq Tarrar	JUI (WP)	2,429
M. Dalair Niaz	PDP	1,460

The seat fell vacant due to death of Ch. M. Iqbal.
Following are the results of by-elections held on February 10, 1974.

Registered voters	174,497		
Total votes polled	126,592	Turn over	72.5%
Valid votes	124,479	Rejected votes	2,113

Nisar Ahmad	PPP	117,521
Malik Barkat Ali Ateeq	NA	6,433
Malik M. Hayyat	NA	273
Haq Nawaz Khan	NA	138
Karamat Ali	NA	114

NW 69
Sheikhupura 4

Registered voters	190,058		
Total votes polled	128,876	Turnout	67.8%
Valid votes	124,122	Rejected votes	4,754

Rai Shahadat Ali Khan	PPP	58,997
NA	PML (Coun.)	33,735
NA	IND	24,633
NA	MJUP	6,757

NW 70
Gujranwala 1

Registered voters	219,196		
Total votes polled	160,454	Turnout	73.2%
Valid votes	157,548	Rejected votes	2,906

Mian Manzoor-e-Hassan	PPP	86,160
Abdul Aziz Zulifqar	PML (Coun.)	25,710
M. Sadiq	MJUP	17,541
M. Aslam	JI	8,693
Abdul Wahid	JUI (WP)	7,330
M. Abdullah	MJAHP	6,524
Haji M. Ibrahim	PML (Q)	4,569
M. Sharif+M. Aslam Bhatti	IND	626
Bashir Ahmad	PDP	395

The seat fell vacant due to death of Mian Manzoor.
Following are the results of the by-elections.

Registered voters	219,196		
Total votes polled	98,279	Turn over	44.8%
Valid votes	98,017	Rejected votes	262

Habib-ur-Rehman	NA	76,959
M. Naveed Anwar	NA	18,715
Ghulam Nabi	NA	901
M. Yaqoob	NA	751
M. Farooq	NA	410
M. Siddiq Nadeem	NA	281

NW 71
Gujranwala 2

Registered voters	229,218		
Total votes polled	176,628	Turnout	77.1%
Valid votes	170,029	Rejected votes	6,599

Zulfiqar Ali Bajwa	PPP	83,718
Ali M. Darriwal	PML (Coun.)	43,574
Jalil Ahmad Khan	PML (Q)	26,359
Abdul Qadir	JI	9,361

Gul Hayat Institute

Molvi M. Ahmad	JUI (WP)	7,017

The seat fell vacant due to death of Zulifqar Ali Bajwa. By-elections were announced with polling scheduled for December 23, 1976. Ch. Ali M. Dariwal of PPP however returned uncontested.

NW 72
Gujranwala 3

Registered voters	231,147		
Total votes polled	180,299	Turnout	78.0%
Valid votes	175,236	Rejected votes	5,063

Maj. Ghulam Haider Cheema	PPP	91,229
M. Nasir Khan Chattha	PML (Coun.)	63,836
Wahid	JUI (WP)	10,686
Abdul Khaliq	JI	9,485

NW 73
Gujranwala 4

Registered voters	208,890		
Total votes polled	160,820	Turnout	77.0%
Valid votes	156,560	Rejected votes	4,260

Shahadat Khan	PPP	66,386
Saifullah Khan	IND	58,687
M. Irshadullah Tarar	PML (Conv.)	31,487

NW 74
Sialkot 1

Registered voters	234,608		
Total votes polled	168,930	Turnout	72.0%
Valid votes	166,153	Rejected votes	2,777

Mian Masood Ahmad	PPP	93,736
M. Alam	MJUP	38,843
Brig. Nisar Ahmad Qureshi	JI	11,510
Abdul Mannan	PML (Coun.)	9,319
Syed Murid Hussain Shah	PML (Conv.)	7,892
Ch. Zahoor Illahi	PDP	2,926
Syed Furqanullah	IND	1,007
Isfar Hamid Kh.	PNL	920

NW 75
Sialkot 2

Registered voters	226,353		
Total votes polled	170,328	Turnout	75.2%
Valid votes	164,483	Rejected votes	5,845

Molana Kausar Niazi	PPP	96,132
M. Ahmad	MJUP	26,443
M. Sarwar Khan	PML (Conv.)	12,438
Abdb-ul-Sattar	PML (Coun.)	12,051
Khizar Ali Ch.	IND	7,815
Faiz Hussain Malik	PML (Q)	6,592
Asadullah Bajwa	PDP	2,456
M. Yasin Khan	AL	556

NW 76
Sialkot 3

Registered voters	177,261		
Total votes polled	131,330	Turnout	74.1%
Valid votes	126,852	Rejected votes	4,478

Ch. Nasarullah Khan	PPP	83,266
Abdul Wahid	PML (Coun.)	15,096
Ch. M. Ibrahim	JI	12,454
Abdul Aziz	IND	12,339
M. Akbar	PML (Q)	3,697

The seat fell vacant due to death of Ch. Nasrullah Khan. Following are the results of by-elections held on on December 3, 1972.

Registered voters	177,261		
Total votes polled	97,482	Turn over	55.0%
Valid votes	95,599	Rejected votes	1,883

Abdul Wahid	NA	61,793
M. Sarwar Khan	NA	32,189
Abdul Rashid	NA	1,617

Gul Hayat Institute

NW 77
Sialkot 4

Registered voters	188,864		
Total votes polled	138,003	Turnout	73.1%
Valid votes	135,389	Rejected votes	2,614

Malik M. Suleman, Adv.	PPP	42,296
Ch. Abdul Rahim	MJUP	23,542
NA	PNL	23,462
Anwar Aziz+Qazi Jalauddin Barakullah Khan	IND	46,089

NW 78
Sialkot 5

Registered voters	215,573		
Total votes polled	167,935	Turnout	77.9%
Valid votes	162,851	Rejected votes	5,084

Ch. Sultan Ahmad Cheema	PPP	82,609
M. Saeed	MJUP	22,667
Dr. Sultan Ahmad Cheema	PML (Conv.)	18,086
Abdul Ghani+M. Amin+ Khalil-ur-Rahman	IND	15,769
M. Said	JI	12,321
Nazir Ahmad Khan	PML (Q)	11,399

NW 79
Multan 1

Registered voters	194,848		
Total votes polled	129,354	Turnout	66.4%
Valid votes	127,793	Rejected votes	1,561

Sahabzada Farooq Ali	PPP	56,360
Hamid Ali Khan	MJUP	41,886
Feroze Din Ansari	JUI (WP)	29,547

Z. A. Bhutto also won from four other seats, NW 116 Larkana 1, NW 60 Lahore 3, NW 121 Hyderabad 4 and NW 127 Thatta. He retained NW 116 and by-elections on the vacated NW 79 were held on January 17, 1971. Following are the results.

Registered voters	194,848		
Total votes polled	83,226	Turn over	42.7%
Valid votes	82,183	Rejected votes	1,043

Sahibzada Farooq Ali	PPP	46,180
Feroz Din Ansari	IND	24,530
Molvi Mufti M. Abdullah	JUI (WP)	10,528
Bashir Ahmed Lodhi	AL	945

NW 80
Multan 2

Registered voters	182,126		
Total votes polled	131,597	Turnout	72.3%
Valid votes	128,054	Rejected votes	3,543

Nawabzada Sadiq Hussain Qureshi	PPP	87,557
Alamdar Hussain Gilani	PML (Q)	26,486
Abdul Shakoor	JUI (WP)	9,308
Alay Nabi	IND	4,703

The seat fell vacant after appointment of Sadiq Hussain Qureshi as Governor of Punjab on March 13, 1973. By-elections resulted in the uncontested return of Sajid Pervez Mian.

NW 81
Multan 3

Registered voters	186,760		
Total votes polled	144,657	Turnout	77.5%
Valid votes	139,729	Rejected votes	4,928

Sajid Abbas Hussain Gardezi	PPP	50,333
Sardar Allah Yar Khan	IND	25,484
Syed Khawar Ali Shah	PDP	24,524
Pir Khurshid Ahmad Shah	JUI (WP)	23,058
M. Jamil Khan	PML (Coun.)	10,668
Rab Nawaz	NAP (B)	3,183
Meher Khan Muhammad	JI	2,479

Gul Hayat Institute

NW 82
Multan 4

Registered voters	172,655		
Total votes polled	113,166	Turnout	65.5%
Valid votes	109,081	Rejected votes	4,085

Zafarullah Khan Ch.	IND	50,300
Mian Qamar-uz-Zaman	PML (Coun.)	28,930
Ch. Abdul Rahman	PPP	12,350
Nazir Ahmad	JI	11,079
Qari M. Noor-ul-Haq	JUI (WP)	6,422

NW 83
Multan 5

Registered voters	180,773		
Total votes polled	129,572	Turnout	71.7%
Valid votes	125,171	Rejected votes	4,401

Barkatullah	PPP	66,830
Khan Aftab Ahmad Khan	PML (Q)	28,675
Molana M. Ayub-ur-Rahman	MJUP	14,235
Niaz Ahmad Gilani	JUI (WP)	12,852
Bashir Ahmad Hawar	PDP	2,579

NW 84
Multan 6

Registered voters	193,216		
Total votes polled	150,823	Turnout	78.1%
Valid votes	145,217	Rejected votes	5,606

Mian Mumtaz M. Khan Daultana	PML (Coun.)	67,739
Taj M. Khan	PPP	52,413
Ali M. Khan	PML (Q)	10,827
Abdul Hafiz Nomani	JUI (WP)	7,259
Abdur Rahman	MJUP	4,486
Sultan Khan	IND	2,493

The seat fell vacant after the appointment of Mian Mumtaz Khan Doltana as Pakistan's Ambassador to United Kingdom. Following are the results of by elections held on December 30, 1974.

Registered voters	193,216		
Total votes polled	102,780	Turn over	53.2%
Valid votes	102,780	Rejected votes	NA

Mian Riaz Ahmad Khan		91,951
Hafiz Abdul Rahim Nomani		10,829

NW 85
Multan 7

Registered voters	185,784		
Total votes polled	143,361	Turnout	77.2%
Valid votes	137,519	Rejected votes	5,842

Khan Irshad Ahmad Khan	PPP	65,004
Nawaz Khan	PML (Q)	32,722
Ahmad Khan Kachhi	PML (Coun.)	23,204
Molvi Faiz Ahmad	JUI (WP)	10,856
Jamshed Ali Khan	JI	5,733

NW 86
Multan 8

Registered voters	209,563		
Total votes polled	155,610	Turnout	74.3%
Valid votes	149,060	Rejected votes	6,550

Syed Nasir Ali Shah Rizvi	PPP	84,430
M. Kabir Khan	PML (Q)	26,936
Sufi M. Yar	JUI (WP)	25,083
M. Azhar Beig	IND	12,611

Pul Hayat Institute

NW 87
Multan 9

Registered voters	195,574		
Total votes polled	152,403	Turnout	77.9%
Valid votes	146,944	Rejected votes	5,459

Rana Taj Ahmad Noon	PPP	82,510
NA	PML (Q)	44,116
NA	JUI (WP)	19,308
NA	PML (Coun.)	1,010

NW 88
Dera Ghazi Khan 1

Registered voters	239,158		
Total votes polled	130,169	Turnout	54.4
Valid votes	127,174	Rejected votes	2,995

Dr. Nazir Ahmad	JI	32,827
Kh. Kutbuddin	MJUP	30,155
Manzoor Ahmad	PPP	23,625
M. Abdus Sattar	JUI (WP)	21,477
M. Sharif Khan+Sardar Muhammad+Sh. Sajjd Haider	IND	19,090

The seat fell vacant due to death of Dr. Nazir Ahmad. By-elections were announced with polling scheduled for November 16, 1972. Kh. Ghulam Salman of PPP however returned uncontested.

NW 89
Dera Ghazi Khan 2

Registered voters	250,152		
Total votes polled	150,755	Turnout	60.3%
Valid votes	143,119	Rejected votes	7,636

Sardar Sher Baz Khan Mazari	IND	98,164*
Shaukat Hussain	PPP	31,813
Ghulam Muhammad	JUI (WP)	13,142
M. Ramzan Khan	IND	

*Tally includes the votes of the other independent candidate as well

NW 90
Muzaffargarh 1

Registered voters	269,140		
Total votes polled	160,630	Turnout	59.7%
Valid votes	154,520	Rejected votes	6,110

Mehar Manzoor Hussain Sumra	PPP	55,262
Pir Baroo Sahib	MJUP	49,476
Rahmat Ali	PML (Coun.)	28,404
Abdul Majid	JUI (WP)	14,905
M. Afzal Badar	JI	6,473

NW 91
Muzaffargarh 2

Registered voters	203,522		
Total votes polled	149,309	Turnout	73.4%
Valid votes	141,916	Rejected votes	7,393

Ghulam M. Mustafa Khar	PPP	41,741
Nawabzada Nasarullah Khan	PDP	32,330
Gamman Shah	MJUP	30,819
Dost Muhammad	JUI (WP)	23,493
Mian Muzaffar Mehdi	PML (Coun.)	13,533

Gul Hayat Institute

NW 92
Muzaffargarh 3

Registered voters	210,882		
Total votes polled	160,613	Turnout	76.2%
Valid votes	150,892	Rejected votes	9,721

Mian M. Ibrahim Barq	MJUP	53,517
Nawabzada Nasarullah Khan	PDP	46,407
M. Luqman	JUI (WP)	26,027
Ghulam Shabir Khan	PPP	24,941

NW 93
Sahiwal 1

Registered voters	188,126		
Total votes polled	123,704	Turnout	65.8%
Valid votes	119,963	Rejected votes	3,741

Sardar Abdul Aleem	PPP	72,360
Ch. Tajuddin	MJUP	18,758
Brig. (R) M. Saeed Khan	JI	16,684
Azhar Jahangir+ Malik Ghulam Gilani+ M. Abdullah	IND	11,766
Hammad Ashraf Ch.	PDP	395

NW 94
Sahiwal 2

Registered voters	187,778		
Total votes polled	121,132	Turnout	64.5%
Valid votes	117,265	Rejected votes	3,867

Ch. M. Hanif Khan	PPP	61,927
Rai M. Iqbal	PML (Coun.)	19,465
Ch. M. Nawaz	PML (Conv.)	11,675
Dr. Saeed Akhtar Cheema	PDP	8,660
Riazuddin	JUI (WP)	8,026
Bashir Ahmad	JI	7,512

NW 95
Sahiwal 3

Registered voters	182,265		
Total votes polled	118,992	Turnout	65.3%
Valid votes	114,699	Rejected votes	4,293

Haji M. Sadiq	PPP	69,174
Mian Abdul Haq	PML (Q)	25,842
Mian Ashraf Kirmani	PML (Coun.)	19,683

NW 96
Sahiwal 4

Registered voters	186,902		
Total votes polled	126,804	Turnout	67.8%
Valid votes	121,623	Rejected votes	5,181

Rao Khurshid Ali Khan	PPP	69,012
Col. Syed Mukhtar Hussain+ M. Ashraf+M. Shafi	IND	25,588
Maj. Gen. (R) Umrao Khan	JI	12,205
Syed Maqbool Hussain	MJUP	11,218
Molana Ghulam Ali	JUI (WP)	2,510
Khizar Zaman Khan	PML (Q)	1,090

NW 97
Sahiwal 5

Registered voters	234,971		
Total votes polled	178,306	Turnout	75.9%
Valid votes	169,574	Rejected votes	8,732

Mian M. Hassan Khan	PPP	68,056
Mian M. Yaseen Khan Watoo	PML (Conv.)	44,757
Syed Shah Nawaz	PML (Coun.)	41,874
Saeed-ur-Rahman	JI	14,887

Gul Hayat Institute

NW 98
Sahiwal 6

Registered voters	194,118		
Total votes polled	132,802	Turnout	68.4%
Valid votes	127,250	Rejected votes	5,552

M. Hashim Khan	PPP	84,658
Dewan Qutbuddin	PML (Q)	42,592

NW 99
Sahiwal 7

Registered voters	176,446		
Total votes polled	116,023	Turnout	65.8
Valid votes	111,101	Rejected votes	4,922

Noor Muhammad	PPP	58,354
Rana Khuda Dad Khan	PML (Coun.)	27,122
Zafarullah	JUI-NI	25,052
Mian Sher Ali	PML (Q)	573

NW 100
Bahawalpur 1

Registered voters	222,716		
Total votes polled	158,070	Turnout	71.0%
Valid votes	153,714	Rejected votes	4,356

Nizamuddin Haider	PML (Coun.)	68,062
3 candidates	IND	27,374
Ghulam Jaffar	PPP	25,358
Sardar M. Aslam	PML (Q)	21,586
Abdul Khaliq	JUI (WP)	11,334

NW 101
Bahawalpur 2

Registered voters	205,610		
Total votes polled	139,031	Turnout	67.6%
Valid votes	136,866	Rejected votes	2,165

Shahzada Saeed-ur-Rashid Abbasi	IND	99,640
Molana Habibulah	JUI (WP)	25,024
Makhdoom Shamsuddin	MJUP	12,202

NW 102
Bahawalnagar-cum-Bahawalpur

Registered voters	174,625		
Total votes polled	111,518	Turnout	63.9%
Valid votes	106,466	Rejected votes	5,052

Dr. M. Shafi	PPP	47,116
Ali M. Khan	PML (Coun.)	15,285
Ghulam Mehar Ali	MJUP	10,042
Faiz Ahmad	JUI (WP)	9,945
Syed Hasan Mehmood	PML (Q)	6,867
Abdul Latif	JI	6,112
Bashir Ahmed Chima	IND	5,786
Noor Hassan	PDP	5,313

NW 103
Bahawalnaga 1

Registered voters	186,622		
Total votes polled	129,282	Turnout	69.3%
Valid votes	124,120	Rejected votes	5,162

Syed Rafiq M. Shah	PML (Q)	44,322
NA	PPP	38,979
NA	JUI (WP)	35,871
NA	JI	4,293
NA	PML (Conv.)	655

Gul Hayat Institute

NW 104
Bahawalnaga 2

Registered voters	167,043		
Total votes polled	112,801	Turnout	67.5%
Valid votes	109,423	Rejected votes	3,378

M. M. Rafiq	PPP	47,721
Malik M. Qasim	PML (Conv.)	23,714
Ch. Abdul Wahid	IND	22,392
Hashmat Ali	PDP	15,596

NW 105
Rahimyar Khan 1

Registered voters	210,545		
Total votes polled	143,812	Turnout	68.3%
Valid votes	135,225	Rejected votes	8,587

Kh. Jamal M. Koreja	PML (Conv.)	62,481
M. Mohsin Shah Jilani	MJUP	45,589
Hafiz Siraj Ahmad	JUI (WP)	25,301
Nabi Bakhsh Malik	PML (Q)	1,854

NW 106
Rahimyar Khan 2

Registered voters	188,529		
Total votes polled	125,307	Turnout	66.5
Valid votes	120,602	Rejected votes	4,705

Maj. Abdul Nabi Khan Kanju	PPP	49,514
Dr. Bashir Ch.	JI	27,253
Molana Abdullah Drkahwasti	JUI (WP)	19,976
Abdus Salam Kh.	PML (Q)	14,928
Abdul Roshan	IND	8,931

NW 107
Rahimyar Khan 3

Registered voters	203,398		
Total votes polled	154,539	Turnout	76.0%
Valid votes	147,575	Rejected votes	6,964

Makhdoom Noor Muhammad	IND	54,965
Syed Hasan Mahmood	PML (Q)	48,538
Syed Saleh Shah	PPP	36,800
Ghulam Mustafa	JUI (WP)	7,272

Gul Hayat Institute

NW 108 to 134: Sindh

NW 108
Jacobabad

Registered voters	239,091		
Total votes polled	148,696	Turnout	62.2%
Valid votes	142,611	Rejected votes	6,085

Mir Darya Khan Khoso	PPP	44,920
Mehran Khan	IND	43,189
Haji M. Murad Khan	PML (Coun.)	30,091
Ahmad Shah	JUI (WP)	23,492
Haji Abdul Rahim Khan	JI	919

NW 109
Sukkur 1

Registered voters	154,635		
Total votes polled	88,638	Turnout	57.3%
Valid votes	85,971	Rejected votes	2,667

Sardar Mola Bakhsh Soomro	IND	31,953
Agha Ghulam Nabi Pathan	PPP	30,543
M. Shah	JUI (WP)	15,777
Jan M. Abbasi	JI	7,698

NW 110
Sukkur 2

Registered voters	160,368		
Total votes polled	93,821	Turnout	58.5%
Valid votes	90,978	Rejected votes	2,843

Ali Hassan Mangi	IND	36,741*
Mufti M. Hussain	MJUP	22,813
Molana Abdul Karim Qureshi	JUI (WP)	20,640
Pirzada Abdul Sattar	PML (Q)	10,784
A.K. Brohi and two others	IND	

*Tally includes the votes of other independent candidates as well

NW 111
Sukkur 3

Registered voters	212,680		
Total votes polled	145,789	Turnout	68.5%
Valid votes	141,468	Rejected votes	4,321

Noor M. Khan Lund	PPP	66,215
Sardar Ghulam M. Mehar	PML (Q)	48,188
Hafiz Mahmood Asad	JUI (WP)	19,476
Abdul Aziz	IND	7,589

NW 112
Nawabshah 1

Registered voters	231,957		
Total votes polled	157,488	Turnout	67.9%
Valid votes	153,000	Rejected votes	4,488

Hakim Ali Zardari	PPP	63,845
Shabir Ahmad Shah	IND	52,215
M. Saleem	JI	29,542
Haji Ali Ahmad Shah	JUI (WP)	5,391
Qazi Faiz Muhammad	AL	2,007

Gul Hayat Institute

NW 113
Nawabshah 2

Registered voters	235,544		
Total votes polled	170,831	Turnout	72.5%
Valid votes	164,468	Rejected votes	6,363

Ghulam Mustafa Khan Jatoi	PPP	87,597
Syed Zafar Ali Shah+one other	IND	55,166
Abdul Latif	JUI (WP)	8,851
Sher Jang Khan	SKMPPMM	6,434
Salahuddin Ahmad Bhatti	JI	6,420

Ghulam Mustafa Khan Jatoi resigned. By-elections on the vacated seat were announced with polling scheduled for March 3, 1974. Ghulam Mujtaba Khan Jatoi however returned uncontested.

NW 114
Khairpur 1

Registered voters	172,480		
Total votes polled	117,535	Turnout	68.1%
Valid votes	112,832	Rejected votes	4,703

Syed Qaim Ali Shah Jilani	PPP	58,565
Ghous Ali Shah	PML (Q)	38,096
Badaruddin	JUI (WP)	12,511
Syed M. Baqir Shah	NAP (W)	1,899
Sofi M. Sibtain	IND	1,135
Nizamuddin Sheikh	JI	626

NW 115
Khairpur 2

Registered voters	160,776		
Total votes polled	100,960	Turnout	62.8%
Valid votes	97,047	Rejected votes	3,913

Pir Syed Abdul Qadir Shah Gilani	PPP	69,872
Pir Syed Abbas Ali Shah	PML (Q)	16,006
Haji Ata Muhammad+ Ilahi Bakhsh Khan+ Noor Ahmad	IND	6,378
Ghulam Muhammad	JUI (WP)	4,248
Sarwar Khan	PDP	543

NW 116
Larkana 1

Registered voters	162,453		
Total votes polled	109,188	Turnout	67.2%
Valid votes	106,316	Rejected votes	2,872

Zulfiqar Ali Bhutto	PPP	71,554
M. Ayub Khuhro	PML (Coun.)	31,150
Abdullah Shah	JUI (WP)	2,707
Dost Muhammad	NAP (W)	905

NW 117
Larkana 2

Registered voters	175,463		
Total votes polled	109,017	Turnout	62.1%
Valid votes	104,872	Rejected votes	4,145

Mumtaz Ali Khan Bhutto	PPP	58,111
Qazi Fazlullah	PML (Conv.)	29,455
Jan M. Abbasi	JI	12,952
Ghulam Sarwar	IND	2,392
Ali M. Molvi	JUI (WP)	1,962

NW 118
Hyderabad 1

Registered voters	173,387		
Total votes polled	106,115	Turnout	61.2%
Valid votes	103,221	Rejected votes	2,894

Molana Syed M. Ali Rizvi	MJUP	34,941
Molana Wasi Mazhar Nadvi	JI	32,768
Syed Badi-ul-Hasan Zaidi	PPP	18,087
Sheikh Faiz M. Sandal+Syed Mubarik Ali+M. Yousaf+Syed Altaf Hussain+Abdul Ghani Talpur	IND	11,676

Gul Hayat Institute

Syed Abid Ali	SKMPPMM	2,146
■ Begum Tahira Agha	PML (Coun.)	2,028
Haji Karmaullah Khan	JUI (WP)	1,575

NW 119
Hyderabad 2

Registered voters	206,859		
Total votes polled	117,248	Turnout	56.7%
Valid votes	114,729	Rejected votes	2,519

Mir Ijaz Ali Talpur	PPP	75,184
Qazi M. Akbar	PML (Coun.)	19,590
Kazim Bakhsh Nizamani	JI	17,505
Pir Abdul Qudoos	JUI (WP)	2,297
Ch. M. Ashraf	SKMPPMM	153

NW 120
Hyderabad 3

Registered voters	163,075		
Total votes polled	112,350	Turnout	68.9%
Valid votes	110,103	Rejected votes	2,247

Makhdoom M. Zaman Talib-ul-Mola	PPP	73,241
Z.A. Shah Jamote	PML (Q)	31,436
Makhdoom M. Amin+ Abdul Raheem	IND	3,538
Haji Ibrahim	JUI (WP)	1,226
Alimullah Khan	SKMPPMM	662

NW 121
Hyderabad 4

Registered voters	185,340		
Total votes polled	99,135	Turnout	53.5%
Valid votes	96,103	Rejected votes	3,032

Z.A. Bhutto	PPP	64,856
Haji Naimuddin Khan Leghari	PML (Coun.)	29,567
Mir Banday Ali Khan	IND	944
Major Afzal Khan	SKMPPMM	736

Z. A. Bhutto also won from four other seats, NW 116 Larkana 1, NW 79 Multan 1, NW 60 Lahore 3 and NW 127 Thatta. He retained NW 116 and by-elections on the vacated NW 121 were held on January 17, 1971. Following are the results.

Registered voters	185,340		
Total votes polled	69,222	Turn over	37.3%
Valid votes	65,662	Rejected votes	3,560

Haji Ali Ahmad Khan	PPP	60,474
Haji Jan Muhammad	IND	4,708
Mir Badah Ali Khan	NA	480

NW 122
Tharparkar 1

Registered voters	268,998		
Total votes polled	163,503	Turnout	60.8%
Valid votes	158,037	Rejected votes	5,466

Mir Ali Bakhsh Khan	PPP	69,427
Ghulam M. Khan Wasan	PML (Coun.)	67,570
Ch. Bashir Ahmad	JI	12,132
Syed Ghous Muhammad	MJUP	4,277
Nawab M. Hussain Talpur+ Ghulam M. Leghari+ Cap. Nazir Ahmad	IND	2,834
Mahboob Ali Khan	JUI (WP)	1,797

Gul Hayat Institute

NW 123
Tharparkar 2

Registered voters	222,074		
Total votes polled	97,086	Turnout	43.7%
Valid votes	94,354	Rejected votes	2,732

Mir Ghulam Rasool Shah Jilani	PPP	75,638
M. Yousaf	JI	17,414
Charto Mal	IND	1,302

NW 124
Dadu 1

Registered voters	175,991		
Total votes polled	117,120	Turnout	66.5%
Valid votes	113,145	Rejected votes	3,975

Abdul Hamid Jatoi	PPP	74,242
Pir Syed Abdul Ghaffar Shah	PML (Q)	33,751
M. Hussain Qazi	IND	3,060
Molvi Ghulam Ahmad Murtaza	JUI (WP)	1,562
Faiz Muhammad	JI	530

NW 125
Dadu 2

Registered voters	141,132		
Total votes polled	81,146	Turnout	57.5%
Valid votes	78,762	Rejected votes	2,384

Malik Sikandar Khan	PPP	51,373
Syed Pir Saleh Shah	PML (Q)	16,797
G. M. Syed	SUF	10,592

NW 126
Sanghar

Registered voters	312,998		
Total votes polled	196,503	Turnout	62.8%
Valid votes	189,756	Rejected votes	6,747

Rais Atta M. Khan Mari	PML (Q)	98,600
Haji Fatehuddin Shah	PPP	73,968
Abdul Qadeer	JI	11,688
Abdul Majeed	JUI (WP)	5,500

NW 127
Thatta

Registered voters	174,247		
Total votes polled	99,177	Turnout	56.9%
Valid votes	96,039	Rejected votes	3,138

Zulfiqar Ali Bhutto	PPP	67,368
M. Yousaf Khan Chandio	PML (Q)	22,696
Molvi Noor M. Kutchi	JUI (WP)	5,207
Ishaq Khan	JI	768

Z. A. Bhutto also won from four other seats, NW 116 Larkana 1, NW 79 Multan 1, NW 121 Hyderabad 4 and NW 60 Lahore 3. He retained NW 116 and by-elections on the vacated NW 127 were held on January 17, 1971. Following are the results.

Registered voters	174,247		
Total votes polled	69,357	Turn over	39.8%
Valid votes	68,819	Rejected votes	538

Makhdoom M. Amin	PPP	60,254
Kazi Imam Ali	IND	7,882
Kadirdino Shah	IND	683

Gul Hayat Institute

NW 128
Karachi 1

Registered voters	192,188		
Total votes polled	106,452	Turnout	55.4%
Valid votes	106,303	Rejected votes	149

Molana Abdul Mustafa Al-Azhari	MJUP	38,558
Akbar Khan	PPP	29,462
Sabir Hussain Sharfi	JI	24,152
Khalid Jamil	PML (Q)	5,662
Ahmad Hussain Kamal	JUI (WP)	4,315
Mir Azizullah+K. Murad Bey+Syed Liaqat Ali	IND	1,379
Aizaz Nazir	NAP (W)	1,285
M. Arif	PML (Coun.)	1,223
Syed Hassan Askari	PDP	267

NW 129
Karachi 2

Registered voters	255,465		
Total votes polled	133,832	Turnout	52.4%
Valid votes	131,202	Rejected votes	2,630

Abdul Hafiz Pirzada	PPP	63,839
Syed Zakir Ali	JI	26,431
Musheer Ahmad+ Haji Abdul Khaliq+Ahmad Gabool +Abdur Rahman M. Qureshi	IND	21,216
Malik Mir Hazar Khan	PML (Q)	11,507
Molana M. Asfand Yar	JUI (WP)	4,994
■ Dr. Sarwar Sultana	PML (Coun.)	1,537
Ali Mehmood	PML (Conv.)	1,023
Abdul Ghaffar Shakir	NAP (W)	655

NW 130
Karachi 3

Registered voters	189,371		
Total votes polled	101,793	Turnout	53.8%
Valid votes	99,783	Rejected votes	2,010

Abdul Sattar Gabol	PPP	48,444
Sufi Ayaz Khan	MJUP	15,108
Saeed A. Haroon	PML (Conv.)	12,539
Abdus Sattar	JI	10,425
Hafiz Ismail	JUI (WP)	7,216
Ismail Burhani	PML (Coun.)	4,373
Haji Nooran Shah	NAP (W)	1,678

NW 131
Karachi 4

Registered voters	264,707		
Total votes polled	141,575	Turnout	53.5%
Valid votes	139,705	Rejected votes	1,870

Mehmood Azam Farooqi	JI	48,785
Molana M. Shafi Okarvi	MJUP	48,737
■ Kaniz Fatima	NAP (B)	25,529
M. Ziaullah+Raja Nazir Khan+ Syed A. Mehdi Shah+Zia-Ullah+ Saeeduddin Shah	IND	5,778
Sheikh Manzur-ul-Haq	AL	5,706
Mohsin Siddiqi	PML (Coun.)	3,525
■ Begum Mujib-un-Nisa Akram	PML (Conv.)	1,645

NW 132
Karachi 5

Registered voters	170,033		
Total votes polled	99,061	Turnout	58.3%
Valid votes	97,797	Rejected votes	1,264

Prof. Ghafoor Ahmad	JI	39,878
Malik Shahbuddin	MJUP	23,680

Gul Hayat Institute

Mujtaba Hussain Farooqi	PPP	15,917
Z.H. Lari	PML (Coun.)	9,882
Mahmood-ul-Haq Usmani	NAP (W)	5,005
Ali Mukhtar Rizvi	NAP (B)	1,609
Aftab Ahmad Khan	PDP	1,588
A.M. Qureshi	PML (Q)	171
S.M. Zahoor Ahmad Zaidi	IND	67

NW 133
Karachi 6

Registered voters	184,186		
Total votes polled	100,137	Turnout	54.4%
Valid votes	98,961	Rejected votes	1,176

Molana Zafar Ahmad Ansari	IND	50,230*
Kamal Azfar	PPP	26,783
Hasan A. Sheikh	PML (Coun.)	12,847
F.X. Lobo	PML	8,638
Mirza Akhtar Hassan	PML (Conv.)	463
NA	JGMD	0
■ Dr. Farida Ahmad+M. Naqi	IND	

*Tally includes the votes of other independent candidates as well

NW 134
Karachi 7

Registered voters	150,025		
Total votes polled	91,678	Turnout	61.1%
Valid votes	90,775	Rejected votes	903

Shah Ahmad Noorani	MJUP	28,304
Noor-ul-Arfin	PPP	22,609
Pir Muhammad	JI	20,838
Zain Noorani	PML (Conv.)	10,634
Abdul Khaliq+Abdul Sattar +Shabir Ahmad	IND	7,850
Haji Dil Murad	JUI (WP)	540

The seat fell vacant after the election of Shah Ahmed Noorani as a member of Senate. Following are the results of the by-elections held on October 19, 1975.

Registered voters	150,025		
Total votes polled	60,547	Turn over	40.4%
Valid votes	60,011	Rejected votes	536

Noor-ul-Arfin	PPP	27,632
M. Hanif	JUP	24,224
Abd-ul-Sattar Edhi	IND	7,611
M. Yousaf Qureshi	*ML (Z.S.)	264
Mahmood Bashir	IND	163
Syed Agha Jaffar	IND	64
Saghir Raza Zaidi	IND	53

*Muslim League (Zahid Sarfraz Group)

Gul Hayat Institute

NW 135 to 138:
Balochistan

NW 135
Quetta 1

Registered voters	214,349		
Total votes polled	73,703	Turnout	34.4%
Valid votes	70,908	Rejected votes	2,795

Molvi Abdul Haq	JUI (WP)	32,065
Saleh Mehmood Khan+		
Mir M. Younas	IND	20,226
Yahya Bakhtiar	PML (Coun.)	6,358
Nawab M. Khan Jogezai	PML (Q)	4,618
Khan Abdul Samd Khan	NAP (B)	3,964
Janan Shah	JI	3,677

NW 136
Quetta 2

Registered voters	331,061		
Total votes polled	174,647	Turnout	52.8%
Valid votes	168,805	Rejected votes	5,842

Sardar Khair Bakhsh Khan Mari	NAP (W)	106,913
Mir Taj M. Khan Jamali	PML (Coun.)	34,672
Molana Abdul Ghafoor	JUI (WP)	19,885
Mir M. Khan Raisani	AL	3,965
Ghulam Abbas	PDP	1,394
NA	PML (Q)	795
Molvi Abdul Majid Khan	JI	654
NA	IND	527

Sardar Khair Bakhsh Mari also won a Balochistan Assembly seat which he opted to retain. Following are the results of the by-elections held on the vacated NW 136 on February 18, 1974.

Registered voters	331,061		
Total votes polled	150,689	Turn over	45.5
Valid votes	149,026	Rejected votes	1,663

Taj M. Khan Jamali	PPP	70,939
Salim Akbar	IND	63,531
Jamil-ur-Rahman	NAP (P)	12,581
Mir Nabi Bakhsh Khan	IND	1,197
Malik Baz Khan	IND	778

NW 137
Kalat 1

Registered voters	218,499		
Total votes polled	72,104	Turnout	33.0%
Valid votes	69,743	Rejected votes	2,361

Dr. Abdul Hayee Baloch	NAP (W)	32,561
M. Umar	JUI (WP)	15,765
Shahzada Yahya Khan	PML (Q)	12,548
Syed Lal Jan Shah	PPP	8,869

NW 138
Kalat 2

Registered voters	192,136		
Total votes polled	67,281	Turnout	35.0%
Valid votes	63,784	Rejected votes	3,497

Mir Ghous Bakhsh Khan Bazanjo	NAP (W)	29,330
Shahzada Mohyuddin	PML (Q)	22,866
Qazi Abdul Haleem	JUI (WP)	6,936
M. Hashim	IND	4,652

Gul Hayat Institute

NW 139 to 144: Reserved seats for women

For more details, please, see 'Elections to seats reserved for women' in the preceding narrative section.

NW 139
Women's Constituency 1
Khyber Pakhtunkhwa province
Shireen Wahab Sahiba PML(Q)

NW 140
Women's Constituency 2
Rawalpindi Division excluding Gujrat district; Sargodha Division
Mrs. Nargis Naim Sendhu PPP

NW 141
Women's Constituency 3
Lahore Division; Gujrat district of Rawalpindi Division
Begum Nasim Jahan PPP

NW 142
Women's Constituency 4
Multan Division; Bahawalpur Division
Begum Zahida Sultana PPP

NW 143
Women's Constituency 5
Sindh province
Mrs. Dr. Ashraf Abbasi PPP

NW 144
Women's Constituency 6
Balochistan province
Jennifer Jehanzeba Qazi Musa NAP (W)

Six additional seats: Reserved seats for minorities

There were no reserved seats for the religious minorities at the time of general elections. Six such seats were added later in 1975 through a constitutional amendment. For details see 'Constitutional amendment for reserved seats for minorities' in the succeeding narrative section.

Gul Hayat Institute

SECTION 2

1977

Gul Hayat Institute

Important elections related events (1970-77)

The assembly that could never meet

Awami League led by Shaikh Mujib-ur-Rehman swept the polls in East Pakistan winning a stunning 160 of the total 162 national seats of the province. It also won all seven seats reserved for women of the province. The party thus surpassed the simple majority in the 313-member house that was to formulate a new constitution for the country. Pakistan People's Party of ZA Bhutto winning 81 of the 138 seats of the four western provinces qualified as the second biggest party. Gen Yahya and ZA Bhutto met Mujib-ur-Rehman in Dhaka in January 1971 and held talks on his Six Points and the making of the new constitution. The two sides however were at the opposite ends as Mujib wanted nothing less than his Six Points and Bhutto and Yahya did not agree to it.

Mujib asked Yahya to call National Assembly meeting on 15 February, 1971. Gen Yahya decided on February 13 to summon National Assembly to meet in Dhaka on March 3. Bhutto announced to boycott it. The parliamentary committee of Awami League announced the salient principles of the constitution on February 27, 1971. The Awami League proposed autonomy, as defined by the Six Points, for East Pakistan and agreed to let the western provinces make their own decisions about how they wanted to share powers with the central government.

Bhutto called for a West Pakistan wide general strike on March 2, that is one day before the scheduled first meeting of the House. Yahya, however, announced the postponement of the meeting of National Assembly on March 1 and Mujib called a general strike in East Pakistan on March 3. From this point onwards, Awami League effectively took over control of the East Pakistan and Mujib started running a parallel government. The writ of state in East Pakistan receded to army barracks. Yahya arrived again in Dhaka on March 15, Bhutto and others also joined to hold negotiations with Mujib. The talks broke down on March 24.

Mujib announced independence of Bangladesh in a pre-recorded radio message relayed on a frequency close to that of Radio Pakistan late in the evening of March 25. The same night the Pakistan Army launched military operation against

Lum Hayat Institute

Awami League's Six Points

The Awami League presented a Six Point program before a conference of all the political parties (except National Awami Party) of the country held in Lahore on February 5, 1966. The parties had gathered to formulate a collective response to the Tashkent Declaration signed on January 10, 1966 by Indian Prime Minister Lal Bahdur Shastri and President Ayub Khan in the backdrop of the 1965 war. The West Pakistan parties blamed the Ayub regime of a sell out on the issue of Kashmir, Awami League was more concerned with the Bengali grievances against the central government. The conference did not discuss Mujibur Rehman's proposal. Soon afterwards, the Six Points became the central issue between the Awami League and the government of Pakistan. The government in Islamabad saw these as a thinly veiled threat of secession and an attempt to break down Pakistan. Awami League leaders were frequently arrested and tried under sedition and other charges in the following years, the Six Points however became a cause celebre with all hues of political activists in the East Pakistan. Awami League staged a stunning sweep in the general elections 1970 on the basis of the popularity of these points.

Following are the Six Points:

1: The country shall have a federal constitution and parliamentary system of government elected directly through adult franchise. The provinces shall be represented in the federal legislature on the basis of their population.

2: The central government portfolios shall be limited to defense and foreign affairs.

3: The two provinces (East and West Pakistan) shall have separate currencies or alternately they can have one currency along with the constitutional safeguards restricting the movement of capital from one province to the other. Each province shall have its own reserve bank.

4: The provinces shall be free to levy, collect and retain taxes. The federation shall be paid by the provinces a fixed ratio from these taxes.

5: The provinces shall be allowed to retain foreign exchange earned by them.

6: The provinces shall have the right to form their own paramilitary forces.

Gul Hayat Institute

Awami League. Mujib was arrested in the early hours of March 26 and flown three days later to Karachi. Awami League was banned as a traitor party. East Pakistan plunged into civil war. Most of the Awami League leaders were believed to have escaped to India.

On June 28, 1971 Yahya announced that since the elected National Assembly is unable to make a constitution, an expert committee will do the job and that the National Assembly could propose amendments and those too will require his assent. He later announced that the Assembly would have 90 days to approve the new constitution.

Pyrrhic by-elections

On August 5, the government issued a White Paper blaming Awami League for conspiring with India to dismember Pakistan that necessitated the military action, which the Paper claimed, had been successful in putting off the fire.

The Awami League was declared an anti-state party and banned in March, 1971. All of its elected members were, however, not disqualified under the new Martial Law regulations. 84 of them were 'cleared' and retained their elected status while 76 were disqualified. Two other members from East Pakistan passed away during the period.

Legal Framework Order was amended by Presidential Order No 9 in September 1971 allowing the Election Commission to hold by-elections for the vacated seats within four months instead of the earlier prescribed time limit of three weeks. The Election Commission of Pakistan announced to hold by-elections on these 78 National Assembly seats of East Pakistan through a notification dated September 20, 1971. It was expected that a further phase of by-elections in East Pakistan would follow soon as all the 'cleared' elected members were not expected to join the Assembly whenever it met.

The Awami League was by this time at war with the government and had made clear its intentions of parting away from Pakistan. On July 26, 1971, 'Ambassador' to UK of the yet unborn Bangladesh had presented to a member of the UK parliament a set of postal tickets of Bangladesh depicting its map, flag and an image of Mujib-ur-Rehman. There was thus no chance that the Awami League will participate in these by-elections.

Six right wing political parties, Jamaat-e-Islami, Nizam-e-Islam Party, Pakistan Democratic Party and the three factions of the Muslim League; the Qayyum, the Convention and the Council formed an electoral alliance to put up joint candidates in these by-elections ostensibly to avoid contest and ensure unopposed return of their candidates. The right wing parties who had faced massive defeat in western provinces as well considered it as an excellent opportunity to enter the new Parliament through this backdoor. The holding of polling in East Pakistan constituencies anyways seemed to be impossible in the wake of complete break down of state machinery, the on-going civil war and the virtual take over of East Pakistan by the Awami League. The right wing arrangement was acceptable for the Yahya regime as well, as it could avoid undertaking of polling this way.

The last date for withdrawal of candidature was set at October 8. The six party alliance filed nomination papers and on their insistence, the EC extended the last date for withdrawal to October 28. Critics say that the alliance was having difficulty in finding local persons who could stand in elections on their parties' behalf and on the other

Gul Hayat Institute

hand, they were continuously fighting among themselves on who will get how many seats through this easy shortcut to the new Constituent Assembly.

By the date fixed for withdrawals, there were more than one validly nominated candidates on only 21 of the 78 seats on which by-elections were scheduled to be held. 56 candidates thus returned uncontested. The National and Provincial Assemblies (Election) Ordinance, 1970 was further amended on the request of 'contesting' parties through Ordinance 29 issued on November 11, 1971. It added a new section 16A which provided that a candidate could retire from contest by notice in writing delivered to the Returning Officer on any date no later than four days before the polling date. A person who gave such notice was deemed to have withdrawn his candidature under section 16. Availing this 'opportunity' candidates from six more national seats retired facilitating others to return elected unopposed. The polls were now to be held on only 15 seats as 63 candidates had returned unopposed. PPP initially criticized the by-elections and stayed away but later decided to join the fray and 'bagged' 5 seats uncontested. Following are the details of these uncontested returns:

Jamaat-e-Islami	15
Pakistan Democratic Party	12
PML (Council)	7
Nizam-i-Islam	6
PML (Convention)	6
Pakistan People's Party	5
PML (Qayyum)	5

The polling was scheduled to be held from December 12 to 23, 1971. As the EC found the task of holding by-election less intensive than it had initially thought, it announced on November 26 to hold polls from December 7 to 20, 1971; earlier than scheduled previously.

The situation on ground had however changed drastically and these arrangements were only farcical to say the least. India attacked East Pakistan on November 22, 1971. Bangladesh government in exile was announced in Calcutta on December 6, India recognized it and severed diplomatic ties with Pakistan the same day. India signed a joint defense pact with this government in exile in New Delhi on December 10 and Lt General Jagit Singh Arora was designated as General Officer Commanding in Chief of Indian and Bangladesh forces in the Eastern Theatre. Indian army entered Dhaka on December 16 and the Pakistan Army surrendered. On December 3, 1971 as war broke out on the western front as well, the EC postponed the by-election vide a notification issued on December 6.

ZA Bhutto assumed the charge of the remaining country as President and the Chief Martial Law Administrator on December 20, 1971. He announced the decision to liquidate the by-elections in East Pakistan. The decision was given legal effect by the National and Provincial Assemblies Election (Annulment) Order (No 18) of 1971 promulgated on December 23, 1971.

Following are the details of the uncontested returns (as reported in media) and of the constituencies where by-elections were scheduled.

NE 2 Rangpur 2: Syed Kamal Hussain Razvi	PPP
NE 9 Rangpur 9: Raisudding Ahmed	PPP
NE 10 Rangpur 10: Syed-ur-Rahman	PML(Q)
NE 11 Rangpur 11: Jabanuddin Ahmed	JI
NE 13 Dinajpur 1	Polling scheduled
NE 14 Dinajpur 2: Molana Tamizuddin	JI
NE 15 Dinajpur 3: Abdullah Al-Kafi	JI

Gul Hayat Institute

NE 16 Dinajpur 4	Polling scheduled
NE 17 Dinajpur 5: Qamar-uz-Zaman	PPP
NE 19 Bogra 1: Abbas Ali Khan	JI
NE 20 Bogra 2	Polling scheduled
NE 24 Pabna 1	Polling scheduled
NE 26 Pabna 3: M. A. Mateen	PML (Conv.)
NE 28 Pabna 5: Mosh-ul-Islam	PDP
NE 29 Pabna 6: Molana Abdus Sobhan	JI
NE 30 Rajshahi 1	Polling scheduled
NE 32 Rajshahi 3: Jasimuddin Ahmed	PML(Q)
ND33 Rajshahi 4: Momtazuddin Ahmed	PDP
NE 35 Rajshahi 6: Afazuddin Ahmad	JI
NE 36 Rajshahi 7: Abdus Sattar Ch.	PML (Coun.)
NE 39 Kushtia 1: Afiluddin	PML(Q)
NE 40 Kushtia 2: Saad Ahmed	JI
NE 41 Kushtia 3: M. A. Matin	JI
NE 42 Kushtia 4: Azmat Ali	PML (Coun.)
NE 43 Jessore 1: M. A. Rahsid	PDP
NE 44 Jessore 2: Syed Shams-ur-Rahman	PML (Coun.)
NE 45 Jessore 3: Abdul Wahab	PPP
NE 46 Jessore 4: Kh. M. Shah	NI
NE 47 Jessore 5	Polling scheduled
NE 48 Jessore 6	Polling scheduled
NE 49 Jessore 7	Polling scheduled
NE 51 Khulna 2: Molana A. K. M. Yousaf	JI
NE 53 Khulna 4: Abdus Sabor Khan	PML(Q)
NE 54 Khulna 5	Polling scheduled
NE 58 Bakerganj 1: Syed Aziz-ul-Haq	PDP
NE 60 Bakerganj 3: Shamsuddin Ahmed	PDP
NE 62 Bakerganj 5: Molvi Abdur Rab	PML (Coun.)
NE 63 Bakerganj 6: Shah Mati-ur-Rahman	NI
NE 66 Bakerganj 9: Molana Abdur Rehman	JI
NE 71 Tangail 1: Ghulam Azam	JI
NE 73 Tangail 3: Abdul Hannan	PML (Conv.)
NE 75 Tangail 5: Prof. A Khalik	JI
NE 78 Mymensingh 3: M. S. M. Yousaf Ali	JI
NE 85 Mymensingh 10	Polling scheduled
NE 88 Mymensingh 13: Molana Manzoor-ul-Islam	NL
NE 91 Mymensingh 16: Majib-ur-Rahman	PML(Q)
NE 92 Mymenshingh 17: Molana Moslehuddin	PDP
NE 93 Mymenshingh 18:	Polling scheduled
NE 96 Faridpur 3	Polling scheduled
NE 97 Faridpur 4: Abdur Rahman	PML (Conv.)
NE 99 Faridpur 6: Ali-uz-Zaman	PDP
NE 107 Dhaka 4: Akram Hussain	PPP
NE 108 Dhaka 5: Prof. Yousaf Ali	JI
NE 113 Dhaka 10: M. Shahidullah	PML (Conv.)
NE 115 Dhaka 12	Polling scheduled
NE 117 Dhaka 14: S. K. Khairuddin	PML (Coun.)
NE 119 Dhaka 16	Polling scheduled
NE 120 Sylhet 1: Nasiruddin	PDP
NE 121 Sylhet 2: Syed Qamar-ul-Ahsan	NI
NE 122 Sylhet 3: Fazl-ul-Haq	PDP
NE 123 Sylhet 4: Haji Habib-ur-Rahman	PML (Conv.)
NE 125 Sylhet 6	Polling scheduled
NE 127 Sylhet 8: Mahmood Ali	PDP
NE 129 Sylhet 10	Polling scheduled
NE 131 Comilla 1: M. Ashraf Ali	NI
NE 132 Comilla 2: A. Q. M. Shafiq-ul-islam	PML (Coun.)
NE 135 Comilla 5	Polling scheduled
NE 136 Comilla 6	Polling scheduled
NE 138 Comilla 8	Polling scheduled
NE 143 Comilla 13: Dalil-ur-Rahman	PDP
NE 144 Comilla 14: Molvi Abdul Haq	NI
NE 146 Noakhali 2: Abdul Jabbar Khaddar	PDP
NE 147 Noakhali 3: Syed-ul-haq Adv.	PML (Coun.)
NE 150 Noakhali 6: M. Shafiqullah	JI
NE 151 Noakhali 7: Abu Sufian	PML (Conv.)
NE 153 Chittagong 1: M. Noorullah	PDP
NE 155 Chittagong 3:	Polling scheduled
NE 158 Chittagong 6:	Polling scheduled

Gul Hayat Institute

Constitution making by the rest of the Assembly

On December 19, 1971, General Yahya Khan announced his resignation and ZA Bhutto took oath as President and the first civilian Martial Law Administrator of the country the next day.

President ZA Bhutto issued the National Assembly (Short Session) order on March 23, 1972. Under the order the constituent assembly of Pakistan was formed by 138 members elected to the National Assembly from western provinces, six elected to reserved seats for women and the two members from East Pakistan (now Bangladesh, though not yet recognized by Pakistan) elected on tickets of parties other than Awami League. The business of the Assembly was restricted to a vote of confidence in President of Pakistan; vetting of continuance of Martial Law till August 14, 1972; framing of an interim constitution and appointment of a committee of the Assembly to prepare a draft permanent constitution of Pakistan.

The National Assembly met for the short session on April 14, 1972 and elected ZA Bhutto as the President. The Assembly passed the interim constitution on April 17 and Martial Law was lifted on April 21, 1972. After much haggling, the leaders of all the parliamentary parties met for a four-day conference and signed on October 20, 1972 an agreement on the basic principles of the new constitution. The draft constitution was introduced in the National Assembly as a bill on December 31, 1972 and was finally passed on April 10, 1973. The new constitution was to take effect from August 14, 1973. The elections for the Senate were held from July 4 to 10 and Mr Fazal Illahi was elected President of Pakistan under the new constitution on August 10, 1973. Two days later ZA Bhutto was elected Prime Minister and took oath of the office on August 14, 1973.

Under Article 271 of the new constitution, the trimmed Assembly elected in December 1970 and working under an interim constitution since April 1972 was to last for a period of further four years that is up to August 14, 1977 unless dissolved earlier.

Parliamentary system

General elections 1970 were held under Legal Framework Order and various presidential ordinances issued from time to time. That certainly was a temporary arrangement supposed to last until the formulation of the new constitution. The new constitution coming into force on August 14, 1973 incorporated most of the features prescribed in these temporary laws and constitutional provisions. It provided the country a parliamentary system of government elected directly through the exercise of universal adult franchise. (The franchise however remained limited in case of tribal areas.) The bicameral parliament comprised of National Assembly and Senate. The provinces were represented in the National Assembly based on their share in population while their shares were equal in the indirectly elected Senate. The Constitution also provided for a Provincial Assembly for each province directly elected by the people of that province and apportioned the powers between the federal and the provincial governments through lists with the federal government maintaining precedence over the provincial governments in almost every sphere.

The breakup of One Unit in 1970 divided the country into four main provinces. The former princely states were not restored as Bahawalpur was merged in Punjab, Khairpur in Sindh and Dir, Chitral, Swat and

Gul Hayat Institute

Amb in Khyber Pakhtunkhwa. The former British Balochistan and the Balochistan States Union comprising Kalat, Kharan, Makran and Lasbela were merged to form the province of Balochistan. Balochistan did not have a provincial assembly before the One Unit was formed and was governed by Chief Commissioner Balochistan. The new constitution provided for an assembly for each of the four provinces. Islamabad Capital Territory was detached from Punjab and put under direct control of the federal government. Some tribal areas were given under the control of provincial governments while those bordering Afghanistan were brought under the federal government and named Federally Administered Tribal Areas (FATA). The Federal Capital and the FATAs were represented in the National Assembly but not in any provincial assembly.

The new National Assembly comprised of 200 general seats to be filled through direct elections from single-member territorial constituencies. Ten seats were reserved for women and six for non-Muslim minorities. The shares of provinces calculated on the basis of their population as documented in 1972 census was as below:

Khyber Pakhtunkhwa	26	1
Federally Administered Tribal Areas	8	0
Federal Capital	1	0
Punjab	115	6
Sindh	43	2
Balochistan	7	1
Total	200	10

The Senate initially had 48 members that were to be raised to 63 after the first general election. The provincial assembly of Punjab had 240 general seats, Sindh 100, Khyber Pakhtunkhwa 80 and Balochistan 40.

Enactment of election laws

Article 222 of the Constitution envisaged that the Parliament may by law provide for allocation of seats, delimitation of the constituencies, preparation of electoral rolls and conduct of elections and other related matters. In accordance, the Parliament enacted the following laws:

The Delimitation of Constituencies Act, 1974
The Electoral Rolls Act, 1974
The Senate (Elections) Act 1975
The Representation of People Act, 1976

This was followed by framing of the following rules:

The Electoral Rolls Rules, 1974
The Senate (Elections) Rules, 1975
The Representation of People (Conduct of Election) Rules 1977

Representation of People Act 1976

The Representation of People Bill was presented in the National Assembly on December 14, 1976 and passed on 17th. The Senate adopted the same on December 29. With the coming into force of Representation of People Act 1976, the legal framework for holding the general elections as provided by the 1973 Constitution was completely in place. The Representation of People Rules were formed days later in 1977.

The 109 clause Act replaced the Presidential Orders of 1970 under which the previous elections were conducted though it made few major amendments to them.

The Act prescribed that the officers responsible for the conduct of elections would be liable for two years imprisonment or a fine of Rs 2,000 or both if found guilty of misusing official position to influence election results, which included tam-

Gul Hayat Institute

pering with nomination papers, ballot papers, ballot boxes, seals etc.
A police officer deputed at a polling station was authorized to arrest a person on recommendation of the presiding officer on charges of impersonation or other polling related offenses.
The Act specified the number of days that the electoral procedures shall take. The EC was required to issue notification for holding general elections (including the election schedule) within two days of the dissolution of the National Assembly. The polling day had to be at least 42 days from the day of finalization of nominations.
The Act raised the limit of the candidates' election campaign expenses from Rs 25,000 to Rs 40,000 in case of National Assembly elections and from Rs 15,000 to Rs 25,000 in case of provincial assemblies elections. All the contesting candidates were required to file a statement of expenses within 45 days of the notification of the final results.
Earlier laws attempted to check the conflict of interest between the commercial enterprises and the legislators by barring the contractors/suppliers engaged with any part of the government from taking part in elections. The Act relaxed the rules on the plea that the public sector enterprises have expanded massively by the large scale nationalization of commercial enterprises and the restrictions will deprive a considerable number of people from their democratic rights. The Act prescribed that a winning candidate with commercial linkages with the government will have to under oath, in writing to the Commissioner concerned, declare his/her commercial interests. The Act also barred the public servants from contesting election unless two years had passed since their retirement or resignation.

Constitutional amendment for reserved seats for minorities

Fourth Amendment to the constitution coming into effect from November 21, 1975 provided for six additional seats in the National Assembly reserved for non-Muslims that is Christians, Hindus, Sikhs, Buddhists, Parsis, Qadiani/Ahmedi/Lahori and other non-Muslims that included scheduled casts.
General elections 1970 were conducted under ordinances issued by the Martial Law government that were not in place now and the new Parliament had not yet enacted a law providing for the conduct of elections.
The President thus issued Ordinance 6 of 1976 (on January 31, 1976) to provide for elections to the reserved seats. Ordinance set the basic principles and left the rest for the Commission to decide for conduct of elections to these seats. Whole of the country constituted one multi-member constituency and all the members of the National Assembly formed the electoral college.
The EC announced to hold elections to these seats on March 7, 1976. Last date for filing of nomination papers was fixed as March 27 and polling was scheduled for March 31. Only six persons nominated by the ruling PPP filed nomination papers and thus were declared returned uncontested on March 28. They were:

RM Andrews - Christian, Peshawar
Dr Julian C. Dean - Christian, Sialkot
Prem Kavalram Shahni - Hindu, Karachi
Bashir Masih - Christian, Quetta
Bashir Tahir - Ahmedi, Sheikhupura
Hubert Samuel Bedi - Christian, Muzaffargarh

Gul Hayat Institute

1977 General Elections

Announcement of elections

Under the 1973 constitution, the term of the National Assembly was to expire on August 14, 1977 and general elections were to be held by that date. Addressing the final session of the National Assembly on January 7, 1977 Prime Minister ZA Bhutto announced that he would be advising the President the next day to dissolve the National Assembly on January 10 and that general elections will be held on March 7, 1977. The four Provincial Assemblies were dissolved on January 13 and elections to these were scheduled for March 10, 1977.

Election Commission

Article 218 (2) of the constitution provided for an Election Commission consisting of a Chief Election Commissioner, as chairman of the Commission, and two members each of whom should be a sitting judge of a high court. Justice Sajjad Ahmed Jan took over as Chief Election Commissioner on April 5, 1973. By a notification dated June 16, 1974 the President appointed Justice Ghulam Rasul Shaikh of Sindh Balochistan High Court and Justice Saad Saood Jan of Lahore High Court as members of the Election Commission. Justice Ghulam Rasul Shaikh retired as a judge in March 1975 and was replaced by Justice Abdul Hafeez Memon of the same high court as member of the Commission.

The Chief Election Commissioner's term, to expire on April 4, 1976, was extended for an unspecified period in March 1976. The National Assembly adopted a resolution on March 29, 1976 to this effect. Minister for Provincial Coordination and Education Abdul Hafeez Pirzada explained to the House that the extension period is not being specified because the present incumbent will continue unless new appointment was made which will be within a year. This meant that the CEC's extended term was to expire in April 1977 that is immediately after the forthcoming general elections. The National Assembly, however, unanimously adopted on January 7, 1977 another resolution extending the CEC's term by a further three years. This was the last business transacted by this Assembly. Prime Minister ZA Bhutto told the House that the resolution has been brought to inspire confidence in the impartiality of the Commissioner.

Electoral rolls

The Election Commission sent a draft law to the Federal Ministry for Law and Parliamentary Affairs in January 1974 to provide it for a legal framework for undertaking the task of preparing/revising the electoral rolls. The draft finally became an Act in May

Pildat Institute

1974. The CEC announced in June that as the existing rolls (prepared in 1969-70) are already five years old, it has been decided to prepare the electoral rolls afresh. The law provided for a four-step process of preparing the rolls as below:

- The EC shall appoint Registration Officers who shall undertake preparation of draft rolls through house-to-house enrollment of voters
- The drafts shall be displayed publicly and objections and claims for addition, deletions, shall be invited and received by the Revising Authorities appointed by the EC
- The Revising Authorities shall adjudicate on the objections/claims received with the support of verification officers
- The Registration Officers shall amend the drafts by incorporating the decisions of the Revising Authorities and finalize, publish the final rolls

The house-to-house enumeration campaign was scheduled to start on July 16 and the final publication of the rolls by December 25 the same year. The enumeration task was assigned to 230 Registration Officers who were assisted by 801 Assistant Registration Officers, 7,022 Supervisors and 20,994 Enumerators throughout the country. Each enumerator was assigned an area with an estimated population of 3,000. They were asked to visit each household and collect the voter information on specified forms. They could however drop the forms at a house to collect it the next day. A Supervisor overseeing the work of two to three Enumerators was assigned to check all (100 percent) entries while the Assistant Registration Officers were required to check a sample of 10 percent entries.

The campaign that started on July 16 and scheduled to go on for a month faced many problems. The Enumerators drawn from public sector schools were low paid, ill-trained and lacked motivation. Many political parties also complained of bias and inefficiency of the deputed staff. The CEC tried to address these grievances by setting up Complaint Centers and the lack of coverage by extending the last date for enumeration. It was first extended upto September 15 and then to October 31. Towards the end of the campaign, the EC arranged for vehicles with loudspeakers to motivate and invite people for registration.

All persons who had attained the age of 21 years on or before January 1, 1974 were qualified to be registered as voters. The constitution prescribed the age limit for voter registration as 18 years but that was to take effect from the second election while the upcoming election was the first under the 1973 constitution. The registrations were categorized into three forms that is male,

Chulalayat Institute

female and persons in service of government of Pakistan. The rolls were separately prepared for each electoral area. Under the rules, the government servants were deemed residents of the area they were posted at. They were however given the option of registering themselves in their home towns. The citizens of Jammu and Kashmir living in various parts of Pakistan were eligible to be enrolled as voters. The same was awarded to the erstwhile East Pakistanis (mostly comprising the Bihari community) who had migrated to this part of the country after the events of 1971. Eunuchs had the option of registering themselves either as male or female.

While the enumeration was going on the Parliament passed the Second Amendment to the Constitution declaring Qadianis/Ahemdis as non-Muslims. As the voter registration forms did not require any information regarding the faith of the voter, it had no implication on the process.

The exceptionally long enumeration exercise made it unfeasible for the EC to complete the task within the calendar year. Initially, the CEC was of the view that it had to be completed before the end of the year as under the constitution a revision will be due in the next year and that revision was not possible before finalization of the original rolls.

The draft rolls for Punjab, Sindh and Khyber Pakhtunkhwa were displayed for public inspection on November 15, 1974. Under the rules, ten sets of rolls for each electoral area were made, three for display, three for Commission's record, one for the record of Registration Officer, one for making corrections and two for sale.

The enumeration campaign in Balochistan lagged behind the rest of country owing to two reasons. The new election laws could be extended to the Provincially Administered Tribal Areas only through the specific orders of the Governor and not automatically as for the rest of the country. This application of new election laws to these areas was delayed leading to a belated start of the enumeration campaign in these areas. The draft rolls for the Balochistan, except those for the Mari-Bugti area, were displayed on December 15. Law and order situation in the Mari-Bugti was not conducive to the enumeration because of the on-going military campaign against the tribal rebels. The EC however managed to produce the draft rolls for the area by January 1, 1975.

The last date for filing claims and objections for Punjab, Sindh and Khyber Pakhtunkhwa was December 14 (later extended to December 27), for Balochistan except Mari-Bugti area January 14 and for the Mari-Bugti area January 31, 1975. The Revising Authorities were appointed from amongst the junior judicial cadre and expected to complete adjudication on objections and claims so that the final rolls were printed by March 25. It was later made clear that the printing will not be completed before the end of the April. Though no exact statistics about the claims and objections are available, press reports suggested that these were in thousands for each district.

It was initially decided by the EC to publish the final rolls for all the provinces in Urdu except those for Sindh excluding Karachi. The rolls for Sindh were to be printed in both Urdu and Sindhi. It was further decided in April 1975 that the rolls for the entire Sindh, including Karachi will be bilingual. This caused further delay in proofing and printing of rolls. The EC wanted to publish the rolls for the entire country on one date.

The final electoral rolls for whole of the country were finally published on September 15 and displayed for public inspection till the 30th. The preparation involved coverage of a population of around 65 million spread over 310,400 square miles with a cost of nearly 17.9 million rupees. With 30,458,219 voters

Gul Hayat Institute

registered, the cost per voter was 59 paisa (19 paisa on preparation and 40 paisa on printing).

The EC obviously had no time for the mandatory annual review in 1975 but for the next year it announced (in February 1976) to undertake a revision exercise. The EC simplified some of the enrollment procedures and did away with many others. Its main objective was to enroll the persons who had attained the age of 21 years on or before January 1, 1976 and to delete those who had died.

The rolls prepared earlier were displayed as draft rolls on July 16, 1975 and claims/objections by the public could be filed by August 6 (later extended to August 16). Patwaris and Tapedars were appointed as verification officials assigned to submit verification reports against claims/objections from their areas to the revising authorities. They were also authorized to report suo moto the names and other particulars of the dead voters.

There were complaints about the Patwaris indulging in malpractices and the CEC issued a stern warning to such officials and instructed them not to reject any application on their own. The EC also authorized the Deputy Election Commissioners (posted at divisional level) and the Election Officers (posted at district level) to give verification reports on claims and objections. The revising authorities were instructed to accept the verification reports by DECs and EOs as prima facie correct. The process was further simplified by waiving the condition of personal presentation for applicants for corrections in rolls and applications could also be sent by post. The revising authorities were also asked to visit the area from where a large number of applications are filed and make decisions then and there.

The final approved changes to the rolls were printed separately as addenda to the earlier rolls and published and displayed for public inspection on November 30, 1976. The electoral rolls of a constituency were combined together after the delimitation was completed. The new documents were made available for sale on January 11, 1977 at the rate of 25 paisa per page. The buyer however had to buy the whole of the document, the rolls of an entire constituency, and not any part of it.

The final rolls had number of voters as below:

	No of voters as on	
	Sep 15, 1975	Nov 30, 1976
Pakhtunkhwa	3,674,967	3,728,443
FATA	22,986	22,986
Punjab (including Islamabad)	18,737,728	18,963,344
Sindh	6,709,677	6,827,512
Balochistan	1,335,847	1,356,867
Pakistan	30,481,205	30,899,152

The rolls for Federally Administered Tribal Areas were prepared separately based on restricted franchise under the Preparation of Electoral Rolls (FATA) Order 1975. Under the Order only Maliks who are in receipt of Maliki Allowance or Lungi Allowance or are Mowajib Elders and are not less than 21 year of age are registered as voters. Political Agents or, as the case may be the Deputy Commissioners concerned for the constituency prepare the rolls. The area with a population of 2,491,230 had just 22,986 voters for the 1977 elections.

Delimitation of constituencies

Article 51(1) of the new constitution raised the number of general seats in the National Assembly from the previous 138 to 200. Article 51 (3) states that the allocation of these seats to the provinces, Federally Administered Tribal Areas and the Federal Capital shall be made on the basis of population in accordance with the last preceding census officially published. Clause 4 of the

Gul Hayat Institute

same Article provides for allocation of ten reserved seats for women to distributed among the provinces.

Under section 7 of the Delimitation of Constituencies Act 1974, the Parliament as required by Article 222 (a) allocated the general and the reserved seats as below:

Khyber Pakhtunkhwa	26	1
Federally Administered Tribal Areas	8	0
Federal Capital	1	0
Punjab	115	6
Sindh	43	2
Balochistan	7	1
Total	200	10

The Fourth Constitutional Amendment coming into effect from November 21, 1975 (under Article 51 (2A)) provided for a further six reserved seats for minority communities namely Christian, Hindu, Sikh, Buddhist, Parsi and Qadiani/Lahori/Ahmedis, scheduled casts and other non-Muslims. The total strength of the National Assembly at the time of general election 1977 thus was 216. As the entire country formed one multi-member constituency for the reserved seats for minorities, the Commission did not have to delimit these constituencies.

The new constitution and the law entrusted the Election Commission with the task of delimitation. This was a departure from the previous practice of setting up separate Delimitation Commission.

Section 9 of the Act lays down the basic principles for delimitation. It stipulates that as far as practicable the constituencies shall be delimited having regard to:

- distribution of the population in geographically compact areas
- existing boundaries of the administrative units
- facilities of communication and public convenience
- other cognate factors to ensure homogeneity

The section stressed upon the equality of population as far as practicable. In the case of Federally Administered Tribal Areas, the conditions of compactness and contiguity were relaxed.

In practice, the EC maintained the Division as the biggest and the Patwar Circle (Tapedar Circle in Sindh) and Ward as the smallest administrative unit whose boundaries were not transgressed by more than one constituency. In fact, it made efforts to allocate whole number of seats to the districts as well and only in few instances a National Assembly constituency overlapped two or more districts.

The total population of Pakistan as recorded in the 1972 census was 64,980,371. There thus was a seat for every 324,902 persons. The Commission, considering this figure as quota, divided the population figures of various Divisions by it. The resultant figures were rounded off by the conventional method to arrive at number of seats allocated to each Division. The same quota figure was then used to distribute these seats among districts of each Division. The draft preliminary proposals were discussed with the provincial governments and the divisional and deputy commissioners and revised accordingly before publication on November 8, 1975. Objections and suggestions were invited within 30 days of publication. The period was later extended by six weeks to facilitate those who had gone to perform Haj. The Commission received 133 objections/suggestions regarding the National Assembly constituencies (80 from Punjab, 24 each from Sindh and Khyber Pakhtunkhwa including FATAs and five from Balochistan). The Commission held public hearings of these objections/suggestions at the divisional headquarters from January 22 to March 26. The decisions generally were not made during the hearings as changes in one constituency cause changes in adjoining

Gul Hayat Institute

as well.
The Commission was urged not to split tehsils but it found it practically impossible to follow. However, in cases where the disparity resulting from keeping tehsil intact was not large, the demand was conceded. The Commission also agreed to suggestions that pointed out to difficulties in communication due to physical obstacles or lack of transport in some preliminary delimitation proposals.
The EC, however, did not consider to preserve the settler and non-settler (locals and the Partition refugee/mohajir) status of pockets of population into contiguous constituencies. It was suggested to the Commission that refugees settled in large numbers in one area should be allocated separate seats. The objectors were told that the Commission did not favor distinctions on the basis of baradari and refugee-non-refugee status and finds these of no relevance in the larger national interest. The previous Commission (for general election 1970) had not only considered the refugees status as a factor to ensure homogeneity but in some cases had also paid heed to, albeit hesitantly, ethnic divisions.
The rounding off method was generally applied while distributing the divisional allocation among the constituent districts. It, however, was violated in the following cases for the reasons given:
1: Dir district (population 522,068; share 1.61) was not given two whole seats as that would have deprived neighboring Chitral or Malakand Protected Area of representation. Dir was allocated one whole seat (NA 26). Kohistan tehsil of Dir and Urtha Sindh Union Council of Dir tehsil were combined with Chitral district and Kalam tehsil of Swat district to form NA 24. Similarly, Adinzai, Timargara and Balambat tehsils of Dir district were joined with Malakand Protected Area to form NA 25.
2: NA 143 was the only inter-district constituency in Punjab formed by combining parts of Bahawalpur and Bahawalnagar.
3: Kalat division of Balochistan was allocated two seats against its share of 2.56 and Quetta division got three for a share of 2.78. The Commission did not entertain the proposals to form an inter-division constituency.
4: In Balochistan six of the seven constituencies comprised of more than one district owing to low population density.
NA 194: Quetta and Chagai districts
NA 195: Pishin district
NA 196: Loralai and Zhob districts
NA 197: Nasirabad district and Kohlu Agency (excluding Kutmandai sub-tehsil)
NA 198: Kachhi and Sibi district (including Kutmandai tehsil)
NA 199: Kalat, Khuzdar and Kharan districts
NA 200: Makran and Lasbela districts
5: Dera Ismail Khan district (population 477,837; share 1.47) was allocated one seat and the neighboring Bannu district (population 563,575; share 1.73) was given two. The EC did not favor the suggestions to include parts of Dera Ismail Khan into the second Bannu seat probably owing to the linguistic and cultural differences between the two. The majority in Dera is Saraiki speaking while that in Bannu is Pashto speaking.
6: In the preliminary proposal the EC combined Frontier Regions attached to Bannu and Dera Ismail Khan districts with North Waziristan Agency and the FR Peshawar and Kohat were combined with Khyber Agency to create two constituencies. The Frontier Regions attached to the districts fell under the jurisdiction of respective districts, while the tribal agencies were ruled independently by Political Agents. The EC had to amend this mixing of administrative units and the seven tribal agencies (Mohmand, Kurram, Orakzai, Bajaur, Khyber and North and South Waziristan) were allocated one seat each.

Gul Hayat Institute

ation:
nuary 21, 1977
drawals:
nuary 29, 1977
March 7, 1977
al assemblies was

77

The Frontier Regions attached to the four districts (Peshawar, Kohat, Bannu and Dera Ismail Khan) were combined to form one completely non-contiguous constituency. The Commission justified the decision citing flexibility allowed in the relevant laws for the tribal areas.

Further changes in delimitation were necessitated by the creation of new administrative units in Balochistan, Punjab and Khyber Pakhtunkhwa. In the later a new division, Hazara, comprising districts of Abbottabad, Mansehra and Kohistan was created with effect from October 1, 1976. Punjab carved out districts of Kasur and Vehari out of Lahore and Multan and Sahiwal respectively in July 1, 1976. Earlier in June, Kutmandai tehsil of Kohlu Agency in Balochistan was made part of Sibi district.

The revised proposal raised 29 objections and suggestions in Punjab and 65 in Khyber Pakhtunkhwa. These were heard by the Commission in October, 1976 in Lahore and in November in Khyber Pakhtunkhwa. The Commission published the final list of delimited constituencies on January 2, 1977.

Alliance of opposition parties

The so-called right wing political parties performed badly in the 1970 elections. With the PPP assailing with 81 of the 138 seats in the western provinces, the 15 independents actually stood second. 18 seats were distributed between the three Muslim Leagues (Qayyum 9, Council 7 and Convention 2). Jamiat Ulema-e-Islam (Hazarvi) won seven seats, Markazi Jamiat Ulema-e-Pakistan (of Noorani) 7 and Jamaat-e-Islami just 2.

Most of these smaller parties with divergent ideologies and programs tried to rise above their paltry numbers by forging an alliance when elected members of the Awami League were disqualified and by-elections were announced on 78 East Pakistan national constituencies. Nurul Amin, the chief of Pakistan Democratic Party and one of the only two winners in East Pakistan who did not belong to Awami League, led the efforts to put up joint candidates of six parties namely the three Muslim Leagues (Qayyum, Council and Convention), PDP, Jamaat-e-Islami and Nizam-e-Islam Party. PDP and JI were considered the major players in this alliance that ended soon after the cancellation of these by-election following the war with India and breakup of Pakistan.

The Qayyum League soon joined the PPP government and its leader Khan Abdul Qayyum Khan was appointed Federal Interior Minister in April 1972.

All the opposition parties, except Tehreek-e-Istaqlal of Asghar Khan and Jamiat Ulema-e-Pakistan of Shah Ahemd Noorani, met in Rawalpindi in February 1973 and announced

Gul Hayat Institute

an alliance named United Democratic Front (UDF) on March 12, 1973. The Front included among others Convention Muslim League, Pagara Muslim League, NAP (Wali), PDP, Jamaat-e-Islami and JUI (Mufti). NAP (Wali) was declared an unlawful party and banned by the government on February 10, 1975. The party, however, was reincarnated under the name National Democratic Party on November 6, 1975. It remained allied to the UDF that opposed the PPP government inside and outside the House though the Front itself remained ineffective for lack of strength in the Parliament. The UDF acted more like a club of parties divergent in their ideologies [with NAP (W) ascribing to communist ideals and JI declaring all communists as kafir (heretics)] and united in their opposition to Bhutto and his PPP. Tehreek-e-Istaqlal of Asghar Khan with no representation in any house and JUP (Noorani) with considerable support base in Karachi remained out of this alliance. JI and JUP competed each other for political supremacy in Karachi. The UDF tried to woo in Asghar Khan many a times but was not successful until the announcement of the general elections.

Nine opposition parties met in Lahore on January 10, 1977 immediately after the announcement of elections and announced the formation of an electoral alliance named Pakistan National Alliance (PNA). The alliance decided to put up joint candidates on all seats of National and Provincial Assemblies making the elections a straight fight between the PPP and its opponents of all colors and hues put together. The alliance included the following nine parties: Pakistan Muslim League, Jamaat-e-Islami, Jamiat Ulema-e-Islam (Mufti), Jamiat Ulema-e-Pakistan, Tehreek-e-Istaqlal, Pakistan Democratic Party, National Democratic Party, Khaksar Tehreek and Jammu and Kashmir Muslim Conference.

Election symbols, PNA case and amendment in law

The Election Commission allocated election symbols to the 13 applicant parties as per rules on January 17, 1977. Under the laws, the Commission was obliged to allocate a symbol to any and all that apply for it. At least six of the parties allocated symbols were never heard of before. Pakistan People's Party retained its symbol 'sword', Muslim League (Qayyum) got 'tiger'; the break away faction of JUI the JUI (Hazarvi) 'tree'; Pakistan Socialist Party 'wheel'; Pakhtunkhwa Milli Awami Party 'aeroplane' and the new alliance of nine opposition parties, Pakistan National Alliance (PNA) was allocated 'plough'. The allocation of one election symbol to the nine party alliance was challenged the same day through a petition filed by Abdul Hafeez Pirzada of PPP. He was of the view that according to the Representation of People Act a symbol could be allotted to a single political party and not to an alliance of two or more parties. The EC heard the petition on January 26 and reserved its judgment. Later in its unanimous short order, the EC recommended that the President be advised to accord his approval to an amendment in Representation of People (Conduct of Elections) Rules to enable two or more political parties who have agreed to put joint candidates for elections to apply for and obtain a common election symbol. Hours later the Prime Minister amended the rules and the President gave his assent settling the issue for good.

Nominations and uncontested winners

The Election Commission fixed the date for filing of nomination papers as January 19 (9 am to 4 pm). A person registered as voter in any constituency of the country could file

Gul Hayat Institute

papers for contesting elections from any constituency. However, a voter registered in the constituency that the candidate intends to contest shall propose the nomination and another voter of the same constituency shall second the nomination. There was no limit on the number of seats that a person wished to contest.

On January 20, the EC announced that 1,180 candidates have filed nomination papers for the 200 seats of National Assembly. On eight (of 43) seats in Sindh and three (of seven) in Balochistan there was only one nomination and thus these 11 candidates returned uncontested. They all belonged to Pakistan People's Party and the list included the constituency NA 163 Larkana 1 from where the Returning Officer declared Prime Minister ZA Bhutto as returned uncontested.

Following are the province wise details of nominations:

	Seats	Nominations
Khyber Pakhtunkhwa	26	234
FATA	8	160
Islamabad	1	7
Punjab	115	581
Sindh	43	169
	8 seats uncontested	
Balochistan	7	29
	3 seats uncontested	
All	200	1,180
	11 seats uncontested	

The opposition, Pakistan National Alliance, cried foul and alleged that their candidates had been prevented from filing nomination papers by the election staff and local administrations. They wired a number of telegrams to the CEC alleging that either local police had abducted the opposition candidates before they could file their nomination papers or the election staff obstructed submission of papers through other means.

The EC mobilizing its special powers under the laws issued a public notice on January 24, inviting complaints against any malpractices committed in cases of uncontested elections. The full three-member Commission decided to hear all these cases on January 31 in Islamabad. The applicants were asked to file documentary evidence and/or their statements in legal formats by January 30. The EC also clarified that it had not notified the name of any candidate as returned uncontested as under the law it was obliged to do so within 15 days of the polling.

January 21 was the day of scrutiny (rejection/acceptance) of the papers by the Returning Officers and January 29 was set as the last date for withdrawal of candidature. There were reports that candidates opposing PPP were forced to withdraw or withdrawals from them were being forged with the connivance of election staff. The EC instructed the Returning Officers on January 28 that in cases where the withdrawals were disputed or disowned, the Returning Officer should not accept these without summoning the withdrawing candidate in person and recording his statement. According to the Representation of People Act 1976 any validly nominated candidate may withdraw from the contest by notice in writing signed by him and delivered to the Returning Officer either by him or by his proposer or seconder authorized in this behalf in writing by the candidate. Such a notice once delivered shall in no circumstances be opened to recall or cancellation.

By January 30, 1977 the EC had received 51 complaints alleging irregularities in 31 national and provincial assembly constituencies (3 of Punjab Assembly, 19 of Sindh Assembly, one each from Khyber Pakhtunkhwa and Balochistan assemblies and the rest seven related to National Assembly constituencies of Sindh). The Commission heard the complaints on the fixed date and asked the complainants to submit five copies of their cases along with the documentary evidence. One

Gul Hayat Institute

copy was for the respondents who were asked to submit their responses within two to three days after which the Commission would decide whether to hold any further inquiry within the meanings of sub-section three of Section 20 of the Representation of People Act. The sub-section laid down that the Commission shall, after such inquiry as it may deem necessary, publish in the official gazette the name of candidate declared (by the Returning Officer as) elected uncontested.

The last date for withdrawal of candidature from provincial assemblies was January 31 and the Commission received more complaints of irregularities. The EC announced on February 3 that it has assumed the powers of reviewing (and setting aside) the orders the Returning Officers accepting the notices of withdrawal of candidature or of retirement from election. The Commission later heard the petitions filed in this regard at various dates in Lahore, Karachi and Islamabad. On February 14, the Commission reported that it has to decide 14 such petitions in respect on 13 National Assembly constituencies and 44 for 28 provincial assembly constituencies.

The following decisions of the EC is this regard were reported in the press.

1: On February 12, the Commission dismissed the petition filed by Jan Muhammad Abbasi, Amir Jamaat-e-Islami Sindh alleging that he was abducted by the Larkana police to prevent him from filing nomination papers from NA 163 Larkana 1 to contest against the Prime Minister and the Chairperson of PPP, ZA Bhutto. The case had obviously been the center of media attraction and coverage related to controversies surrounding uncontested elections.

Mr Abbasi made two allegations in his petition. One, that he was denied by the local Election Commission office the necessary documents for filing his nomination. Two, that he was abducted from his residence on the night of January 17 in the presence of around 20 members of Jamiat Tuleba-e-Islam of Chandka Medical College by the local police. He submitted that he was kept in confinement at a secluded place and released only after the expiry of time of filing nomination papers on January 19.

Mr Abbasi had successfully filed two nomination papers from NA 160 Nawabshah 4 which he informed the court had been signed by him two days before his alleged abduction.

The Commission completed hearing the two sides and gave its judgment on February 12. It found both of Mr Abbasi's allegations as untenable and dismissed the petition.

In its judgment, the court wondered what extra documents Mr Abbasi needed from the local EC office while he had filed two nomination papers from another constituency. It observed that his nomination papers from another constituency were filed in his absence and that he could have utilized the same documents and the same facilities to file nomination from Larkana constituency as well. Alternately, the court observed, he could have filed one of those two forms from the Larkana constituency and that he had the option of sending his papers by post as well. The court observed that Mr Abbasi faced no technical obstacle in filing his nomination papers from the Larkana constituency.

Mr Abbasi's allegation of his abduction by the local police was refuted by the respondent providing evidence of Mr Abbasi's meeting with three journalists on the evening of January 18. The respondent's council produced the statements of journalists and the clipping of a news item published on January 19 as a result of this meeting. The court also noted that the evidence provided by the complainant in this behalf consists only of the affidavits filed by members of his own party.

The respondent's council, Yahya Bakhtiar,

Gul Hayat Institute

corroborated other evidences to show that Mr Abbasi never intended to contest elections from this constituency and that he filed the complaint only as part of his party's campaign to malign the image of the opposing party (PPP) and undermine the credibility of the upcoming elections.

2: On February 15 and 16, the Commission dismissed ten petitions related to uncontested National Assembly constituencies of NA 154 Sukkur 4, NA 155 Jacobabad 1, NA 158 Nawabshah 2, NA 159 Nawabshah 3, NA 164 Larkana 2, NA 165 Larkana 3, NA 171 Badin 1, NA 175 Tharparkar 3, NA 177 Dadu 2 and NA 178 Dadu 3.

3: On February 16, the Commission accepted the petition filed by Ali Mir Shah of Pakistan National Alliance in relation to the uncontested return of the PPP candidate from NA 172 Badin 2. Abdullah Halepota of PPP had been declared elected unopposed from this constituency. Setting aside the declaration by the Returning Officer, the EC directed the petitioner to file nomination papers by February 18.

4: Besides the 19 national assembly seats PPP also grabbed over 60 provincial assembly seats uncontested. These included the constituencies of the sitting chief ministers of Khyber Pakhtunkhwa, Sindh and Punjab. The EC averted the uncontested election of Chief Minister Punjab on February 19, accepting the petition filed by Malik Attaullah of Pakistan Socialist Party against the unopposed election of Chief Minister of Punjab Sadiq Hussain Qureshi from PP 166 Multan 10. For reasons to be recorded later, the three-member commission allowed the petitioner to file his nomination papers within three days and ordered the inclusion of his name in the list of contesting candidates. Malik Attaullah filed his nomination papers by post, it was reported on February 22. The Commission heard five petitioners on February 10 complaining of grave violations of the election rules by the Returning Officer for PF 14 Peshawar 12 for which Chief Minister of the province Nasarullah Khattak had been declared elected uncontested. The petitioners alleged that the RO concerned did not appear in his office on the designated date to perform his duty. The council for the respondent submitted that the petitioners have leveled serious allegations and that they shall proceed with filing criminal charges against the RO. He pleaded that the nature of inquiry required in case of such charges could not be carried out in summary enquiry like this. The Commission reserved its order.

5: The Election Commission ordered deletion of the name of a PPP nominee Gul Muhammad from the list of contesting candidates of NA 1 Peshawar 1. The EC gave this decision while hearing a petition filed by Yusuf Khattak of Pakistan Muslim League (Qayyum). The petitioner was able to prove that Gul Muhammad was not a registered voter and that the certificate filed to this effect by him was fake. This was the only constituency of the country (besides the FATAs) from where a PPP candidate did not contest the elections.

The EC over ruled the declarations of uncontested return (by the Returning Officers) of many candidates for the provincial assemblies.

By February 15th, following were the number of candidates left in the field:

	Seats	Contestants
Khyber Pakhtunkhwa and FATA	34	225
Punjab and Islamabad	116	390
Sindh	43	90
	15 returned uncontested	
Balochistan	7	13
	4 returned uncontested	
All	200	718
	19 returned uncontested	

181 seats were contested of which 8 FATA

Gul Hayat Institute

seats were contested by independent candidates alone. Of the rest 173, PPP contested 172 and PNA 166.

Boycott of elections in Balochistan

In the 1970 elections, PPP gained majority in the provincial assemblies of Punjab and Sindh while in Khyber Pakhtunkhwa and Balochistan the JUI-NAP alliance was in position to comfortably form the provincial government.

Balochistan got the status of a province for the first time with the dissolution of One Unit in August 1970 and a provincial assembly was provided for areas comprising former British Balochistan and the union of Balochistan's princely state. National Awami Party won all four seats allocated to the province in National Assembly. The party also enjoyed majority in the provincial assembly.

JUI and NAP were opposed to the politics and political ideals of the PPP. The three parties however agreed to cooperate with each other and signed an agreement on March 6, 1972. President Bhutto appointed NAP nominees, Ghaus Bakhsh Bizenjo and Arbab Sikandar Khalil, as governors of Balochistan and Khyber Pakhtunkhwa respectively. Sardar Attaullah Mengal of NAP and Molana Mufti Mehmood of JUI took oath of the office of chief ministers of Balochistan and KP on May 1, 1973. President Bhutto replaced the governors of the two provinces nine months later in February 1973 accusing NAP of working against the integrity of the country. The provincial governments resigned in protest against the President's act. The President imposed governor's rule in Balochistan that continued until late April when the PPP nominee Jam Ghulam Qadir was able to form new government in the province.

The government also launched a military campaign against the tribes leading an insurgency in the province.

NAP was declared an unlawful party and banned by the government on February 10, 1975. Supreme Court approved of the government decision on October 30, 1975 and the membership of national and provincial assemblies of all of the party's office bearers was nullified. The party however was reincarnated under the name National Democratic Party on November 6, 1975 and was one of the parties constituting Pakistan National Alliance (PNA). Leaders of NAP, including Ghaus Bakhsh Bizenjo, Attaullah Mengal, Khair Bakhsh Mari and Wali Khan were tried under treason charges in the specially constituted Hyderabad Tribunal. Most of the defunct NAP's leaders were under arrest at the time of 1977 elections and Begum Nasim Wali Khan had the leadership role in NDP.

The PNA announced to boycott elections in Balochistan soon after these were announced in January 1977. They cited the law and order situation, presence of military and the PPP's undemocratic and high-handed rule in the province as reasons for their decision. Some of the PNA leaders had suggested to postpone elections in the province for the time being but the PPP did not agree.

Under the new constitution, Balochistan was allocated seven seats in National Assembly and its provincial assembly comprised of 40 general seats. By the time of withdrawals of nominations, PPP had already secured four of the seven seats of National Assembly and 20 of the 40 seats in the provincial assembly as a result of uncontested return of its candidates.

The opposition boycott and the resultant uncontested return to the assemblies of the ruling party in great numbers made the electoral exercise in the province farcical.

Gul Hayat Institute

8	8	13		polling staff is not
1	1	1		available. Newspaper
115	115	NA	9,152	reports suggest that
43	43	84	2,295	there were around
7	7	NA	364	50,000 Assistant
				Presiding Officers.
200	200	NA	13,820	

RO: Assistant Returning Officer, PrO: Presiding Officer
very Polling Station and one APrO for each Polling Booth

Code of conduct

The Chief Election Commissioner appeared frequently on national television and radio and addressed the media to urge the contesting political parties to obey election related laws and follow common standards of decency in their campaigns. The district administrations, under instructions from the EC, summoned meetings of parties at district level to facilitate agreements on rules for election campaigns. The agreements reported in the press, generally stressed on maintaining law and order and preventing violent events. The Code of Conduct agreements brokered at district level remained voluntary.

The CEC appealed to the electorate and the parties on February 4 through radio, television and the press to observe decency in electioneering. He made clear that maintaining law and order did not fall under the ambit of the Commission and that it had been forwarding all such complaints filed with it to the agencies responsible for the same.

Media coverage court case

Electronic media, comprising Pakistan Television Corporation and Pakistan Broadcasting Corporation (PTV and Radio Pakistan) was under strict government control during those times and the opposition frequently accused it of bias.

Aslam Saleemi, Secretary General of Jamaat-e-Islami filed a writ petition with Lahore High Court seeking neutrality and equal coverage of the election campaign of Pakistan National Alliance and Pakistan People's Party by the two media organizations. A full bench of the court accepted the petition on March 2 and directed the two corporations to give 'equal' time to the two main contesting parties. It also directed them to permit the PNA representatives to televise and broadcast their manifesto and address the nation whenever the representatives of PPP are permitted to do so. The court asked the two corporations to either avoid taking sides while commenting on election related matters or present the views of both the parties. It also instructed

Gul Hayat Institute

the two corporations to either do not relay live coverage of election speeches or give the same opportunity to the 'equal' number of leaders of the two camps.

The two corporations filed a petition with the Supreme Court for special leave to appeal from the High Court judgment. Supreme Court modified the judgment on March 4. It declared the High Court judgment was in accordance with the law (Section 10(1) (E) of the Pakistan Broadcasting Act 1973) that lays down that the Corporation shall bring to public awareness the whole range of significant activity and to present news or events in as factual, accurate and impartial manner as possible. The Supreme Court also agreed with the High Court orders of maintaining balance in the news and to bring to public awareness the whole range of significant activity of the election campaign of the two main parties. Yet the court agreed with the petitioner with regard to practical difficulties it might face in equally portioning the air time. It observed that due to diversity of the circumstances, such as, availability of the news at a given time or presentability of the news, it may not be possible for the two corporations to allocate 'equal' time to the contesting parties. The Court thus modified the High Court orders accordingly.

The Election Commission had authorized the Returning Officer to issue permission letters to journalists which they should produce to visit a polling station. The Commission organized a seminar on February 16 to brief journalists about the election arrangements.

The Commission produced films (Intekhab aur Aap, Voter ki zimmedarian and Voter ki ahmiyyat), cinema slides, radio and TV slogans, posters and pamphlets to educate voters on procedures of voting. A series of press advertisements also appeared in national dailies.

Election staff

The EC appointed 179 Returning Officers for conducting elections to 200 national assembly seats. They mostly belonged to the district management group. The ROs proposed the names of the Presiding Officers for the 13,820 polling stations. The EC had instructed them to appoint the POs from among officers of grade 18 to 16 and in case of rural areas where such officers were not available, they could appoint officers from lower grades upto grade 14.

As practiced in 1970, the executive officers were empowered to enlist and formally appoint the polling staff (Presiding Officers, Assistant Presiding Officers and Polling Staff), arrange for their training, select polling stations, organize and conduct the polls, collect the results of the vote count from the polling stations and after consolidation declare the results.

Statements of count for polling agents

In a directive issued on March 5, the EC gave strict instruction to all the Returning Officers to issue a certified copy of statement of vote count and ballot paper account to all the candidates or their polling agents as may be present in the polling station after the count. The EC issued the directive as the doubts were arising that the election staff may not follow the rules in this regard. The Presiding Officers at each polling stations were instructed and facilitated to communicate the two statements to their respective Returning Officers as soon as possible.

Consolidation of polling station results was to be organized by the Returning Officers at a fixed date and time in the presence of the candidates or their representatives. The RO was authorized to declare a candidate as returned after consolidation.

Gul Hayat Institute

Elections to seats reserved for non-Muslim minorities

The combined opposition, Pakistan National Alliance, decided to boycott the provincial assembly elections scheduled for March 10, 1977 and their elected members also refused to take oath of the National Assembly. The Commission announced the election to the six reserved seats for minorities as per legal requirements and all the following six PPP nominees were elected unopposed on March 26.

DP Singh, Lahore
Dr Julian C. Dean, Sialkot
Father Derek Misqutita, Multan
Rana Chandar Singh, Umerkot
Dr Stephen P. Lal, Peshawar
Mrs Gul F. Rustamjee, Quetta

Women voters

There were 82 female voters in the country per 100 male voters. This showed an improvement of four percentage points compared with the previous elections. Pakhtunkhwa continued to lag behind with Punjab leading with most female voters in number and in ratio as well.

	Male	Female	F as %of M
Khyber Pakhtunkhwa	2,196,653	1,478,314	67.3
Punjab (including Islamabad)	9,996,767	8,740,961	87.4
Sindh	3,804,124	2,905,553	76.4
Balochistan	737,497	598,350	81.1
Pakistan	16,735,041	13,723,178	82.0

These statistics were reported by the EC in September 1975. The same figures revised and updated for the 1977 elections are not available. Since the revision showed a total of 30,875,951 voters in the country, an addition of 417,732 or an increase of 1.4 percent, the sex ratio is not expected to have changed from the one given above.

Women in general elections

Only one women contested general election to the National Assembly in 1977. Begum Nasim Wali Khan was the PNA candidate from NA 4 Peshawar 4 and NA 8 Mardan 3 and won from both the constituencies.

Reserved seats for women

The new constitution provided for ten seats reserved for women in the National Assembly for a period of ten years or for three general elections which ever comes later. Six of these were allocated to Punjab, two to Sindh and one each to Balochistan and Khyber Pakhtunkhwa. FATA and the Federal Capital got none. The members elected to the general seats of the Assembly from a province formed the electoral college for elections to the reserved seats allocated to that province.

The Election Commission delimited the reserved seats constituencies as below:

NA 201 Women's constituency 1: Khyber Pakhtunkhwa province
NA 202 Women's constituency 2: Rawalpindi, Sialkot districts
NA 203 Women's constituency 3: Lahore, Kasur, Sheikhupura and Gujranwala districts
NA 204 Women's constituency 4: Lyallpur and Jhang districts
NA 205 Women's constituency 5: Sargodha, Mianwali, Muzaffargarh, Dera Ghazi Khan districts
NA 206 Women's constituency 6: Multan, Vehari, Sahiwal districts
NA 207 Women's constituency 7: Bahawalpur division
NA 208 Women's constituency 8: Jacobabad, Sukkur, Larkana, Nawabshah, Khairpur, Tharparkar and Sanghar districts
NA 209 Women's constituency 9: Karachi division and Hyderabad, Badin, Thatta and Dadu districts
NA 210 Women's constituency 10:

Gul Hayat Institute

Balochistan province

The delimitation of women's constituencies in multi seat provinces (Punjab and Sindh) was a legal requirement that had no practical bearing. As all the members of National Assemblies from a province formed the electoral college for elections to all the seats reserved for that province. There was also no requirement for a candidate to be a registered voter in the constituency that she is contesting from.

The combined opposition, Pakistan National Alliance, decided to boycott the provincial assembly elections scheduled for March 10, 1977 and their elected members also refused to take oath of the National Assembly scheduled to meet on March 26. The Commission announced the election to the reserved seats for women as per legal requirements and all the following ten PPP nominees were elected unopposed on March 26.

NA 201: Begum Kalsoom Saifullah
NA 202: Saima Usman Fateh
NA 203: Nafeesa Khalid
NA 204: Begum Nargis Naeem
NA 205: Dilshad Begum
NA 206: Mubarak Begum
NA 207: Begum Bilqis Habibullah
NA 208: Begum Nusrat Bhutto
NA 209: Nasima Sultana Akmut
NA 210: Begum Bilqis Shahbaz

Expenditure on elections

The 1977 elections ended up in a crisis and finally the military took over, the Commission did not publish the detailed report of the elections. A news report published in June 1977, however, noted that in the revised budget estimates for 1976-77, Rs 43.5 million were provided for the Election Commission and the elections. This comes out to be Rs 1.41 per registered voter.

Names of contesting political parties, abbreviations used and their election symbols

1	Pakistan People's Party	PPP	Sword
2	Pakistan National Alliance	PNA	Plough
3	Pakistan Muslim League (Qayyum)	PML (Q)	Tiger
4	Jamiat Ulema-e-Islam (Hazarvi)	JUI (H)	Tree
5	Pakistan Workers' Party	PWP	Candle
6	Pakistan Inqlabi Mahaz	PIM	Lantern
7	Pakistan Pakhtunkhwa National Awami Party	PPNAP	Aeroplane
8	Jamaat-e-Aalia Mujahideen	JAM	Turban
9	Tahafuz-e-Islam	TI	Apple
10	Pakistan Socialist Party	PSP	Wheel

Symbols were also allocated to the following two parties. However, no candidate of these could be traced in the newspaper reports or they might have been mixed with independents

11	Pakistan Christian Democratic Party	Scales
12	Pakistan Masihi League	Spectacles

Gul Hayat Institute

Reconstructing details of 1977 elections and problems faced

There is no published record of the general elections 1977 available except one gazette notification offering names of the returned candidates. It is believed that the record was destroyed by the authorities under express instructions of the military ruler who took over the country four months after the elections. This act of omission however cannot obliterate the importance of the general elections 1977. These were the first general elections held under the democratically made constitution of 1973. These were also the first general elections administered by an incumbent political government. Again these were the first, and to date only, elections that were held under laws and rules made solely by a democratic parliament. We thus have tried to fill this yawning gap in the Pakistan's electoral history.

The entire section, General Election 1977, has been constructed using newspaper reports and other publications. The detailed results on the following pages have also been picked up from various editions of daily The Pakistan Times, daily Dawn and other regional papers. As newspapers were overwhelmed by the opposition boycott announced a day after the elections to the National Assembly and the subsequent political crisis, their reporting of election results was not exhaustive. The detailed results on the following pages are thus incomplete. Here is a status report of the information made available here and the gaps in data.

Number of registered voters

Number of registered voters in all 200 but four constituencies is made available. The four constituencies of Balochistan, NA 197 to 200 returned PPP candidates uncontested. The number for the other three of the total seven constituencies and the total number of voters in the province is part of the following section.

Names of candidates

The final lists of candidates after scrutiny of nominations and adjudication on applications showed a total of 728 candidates contesting on 200 general seats. We were able to ascertain names and party affiliations of all of them.

Data gap 1:
Estimation of number of votes polled by some candidates

Votes polled by all the PPP and the PNA candidates are available while those of 43 (of 59) candidates of other political parties could also be found in the reports accessed. Votes polled by 10 candidates of PML (Q) and six of other smaller parties are not available. Similarly, votes polled by 119 of the 207 independent candidates from all over the country, excluding FATA, were available while those of 88 were not available.

Overall votes polled by all except 16 candidates of smaller political parties and 88 independents could not be found.

While developing the statistical summary of the election results, we have filled this gap with the average number of votes polled by these two types of candidates elsewhere in the country. Here is how we calculated it.

Number of candidates of smaller parties for whom number of polled votes could be traced = 43
Votes polled by them = 194,889
Average votes polled = 4,532
Number of candidates of smaller parties for whom number of polled votes could not be traced = 16

Gul Hayat Institute

Estimate of votes polled by these based on the average of the others = 72,512

Number of independent candidates for whom number of polled votes could be traced = 119
Votes polled by them = 383,179
Average votes polled = 3,220
Number of independent candidates for whom number of polled votes could not be traced = 88
Estimate of votes polled by these based on the average of the others = 283,360

Data gap 2:
Estimation of number of rejected votes

Number of votes declared invalid could be found for no constituency but three NA 4, 156 and 194.
The number is important as the turnout is calculated based on total polled votes that includes rejected votes.
We have used the number of rejected votes in the preceding election held in 1970 and in the succeeding election held in 1985 to estimate the same for the 1977 elections.
Following are the details:

	Valid votes	Invalid votes	Ratio (%)
Election 1970			
Punjab	10,879,416	369,371	3.4
Sindh	3,118,338	87,536	2.8
Pakhtunkhwa	1,449,748	36,698	2.5
Balochistan	373,240	14,495	3.9
Pakistan	15,820,742	508,100	3.2
Election 1985			
Punjab	11,876,024	459,568	3.9
Sindh	2,845,154	55,700	2.0
Pakhtunkhwa	1,647,793	50,969	3.1
Balochistan	411,409	12,404	3.0
Non-Muslims	414,960	3,603	0.9
Pakistan	17,195,340	582,244	3.4
Both elections	33,016,082	1,090,344	3.3

We have thus calculated the number of rejected votes in each constituency at 3.3 percent of the valid votes polled by all the candidates. Addition of estimated number of rejected votes to that of the valid votes gives us an estimated figure for total polled votes which is then divided by the total number of registered voters to calculate the turnout.

Gul Hayat Institute

Number of registered voters

	Registered voters	Seats
Pakhtunkhwa	3,728,443	26
FATAs	22,986	8
Federal Capital	106,970	1
Punjab	18,855,974	115
Sindh	6,827,512	43
Balochistan	1,358,155	7
Pakistan	30,900,040	200

Uncontested winners

PPP nominees returned uncontested from the following 19 constituencies:
Sindh: NA 154, 155, 157, 158, 159, 163,164, 165, 166, 171, 175, 176, 177, 178 and 180
Balochistan: NA 197, 198, 199 and 200

Number of candidates

	KPK	P	S	B	Pk
PPP	25	115	43	7	191*
PNA	26	114	25	0	166*
PML (Q)	17	19	0	2	38
JUI (H)	2	4	2	1	9
PPNAP	0	0	0	3	3
PIM	0	3	0	0	3
PWP	0	1	2	0	3
TI	0	1	0	0	1
PSP	0	1	0	0	1
JAM	0	0	0	1	1
IND	47	123	33	3	312**
Total	117	381	105	17	728

* Totals include one candidate each of PPP and PNA on the Federal Capital seat

** Total includes one independent candidate in Federal Capital and 105 contesting on 8 FATA seats

Turnout

	Pakhtunkhwa	Capital	Punjab	Sindh	Baloch.	Pakistan
Polled votes reported by press	1,621,714	66,059	12,304,056	2,666,684	130,744	16,789,257
Estimated additional votes polled[1]	92,188	3,220	152,176	103,756	4,532	355,872
Total valid votes polled	1,713,902	69,279	12,456,232	2,770,440	135,276	17,145,129
Estimated number of rejected votes[2]	56,559	2,236	411,056	91,425	4,464	565,789
Total votes polled	**1,770,461**	**71,565**	**12,867,288**	**2,861,865**	**139,740**	**17,710,918**
Registered votes[3]	3,728,443	106,970	18,855,974	4,448,391	491,091	27,630,869
Turnout (percent)	**47.5**	**66.9**	**68.2**	**64.3**	**28.5**	**64.1**

1 Estimated number of votes polled by 88 independent candidates and 16 candidates of smaller parties for whom the number is not available in the sources accessed. For method of estimation see previous section.
2 For method of used for estimation of number of rejected votes see previous section
3 Excluding the number of registered voters of 15 constituencies of Sindh and four of Balochistan that sent PPP nominees as uncontested

Gul Hayat Institute

Party shares in seats

Province	P	S	KP	B	Pk
PPP	107	32	8	7	155*
PNA	8	11	17	0	36
PML (Q)	0	0	1	0	1
Ind.	0	0	0	0	8**
Total	115	43	26	7	200

*PPP also secured one Federal Capital seat
**All independents are from FATA

Each box represents one national seat in the graphic. Outline of the box denotes the province/area it belongs to, as given in the key below, and fill color represents the party whose this seat, as given in the key above.

Punjab seats Sindh Khyber Pakhtunkhwa Balochistan FATA Capital

Party shares in votes

PAKISTAN

PPP	10,056,268
PNA	6,154,921
IND	666,539
Others	267,401
All	17,145,129

PAKHTUNKHWA

PNA	832,312
PPP	832,668
IND	106,661
Others	19,861
All	1,711,502

PUNJAB

PPP	7,806,286
PNA	4,417,021
IND	360,065
Others	45,911
All	12,629,282

SINDH

PPP	1,190,086
PNA	283,323
IND	180,616
Others	13,442
All	2,773,445

BALOCHISTAN

PPP	80,638
IND	17,295
Others	17,348
All	115,278

The tallies for independents and others (smaller parties) include estimated number of polled votes by candidates for whom no numbers were available. For estimation methodology employed see previous pages

77

Gul Hayat Institute

Changed format for detailed results of 1977

Due to the problems discussed on previous pages, we had to change the format for the detailed results that had been followed for in other eight sections. Here is how it goes:

NA 2
Peshawar 2

Registered voters	129,733
Valid votes	65,825
Approx. turnout	52.4%

Arbab M. Jahangir Khan	PPP	32,247
Arbab Saif-ur-Rahman	PNA	30,268
M. Nazirullah	PML (Q)	2,034
Sqr. Leader (R) Qazi Shah Jehan	IND	674
M. Aslam Khan	IND	602

The number of votes polled by all the candidates could be traced, the only missing information was number of rejected votes. An estimated 3.3 percent of the total valid votes polled in the constituency was considered as invalid votes and approximate turnout was accordingly calculated.

NA 18
Dera Ismail Khan

Registered voters	247,798
Valid votes	>130,739
Approx. turnout	54.5%

Molana Mufti Mahmood	PNA	66,958
Gulzar Ahmad Khan	PPP	63,781
Rashid Ahmad Khan	IND	NA

The number of votes polled by all but one candidate could be traced besides the missing number of rejected votes. The known numbers of votes polled by the candidates are added and given with (>) a sign meaning that the actual number might be higher than that by an estimated three to four thousand.

NA 46
Jhelum 3

Registered voters	170,349

Masood-ul-Hassan Bhatti	PPP	73,856
Molvi M. Akram	PNA	18,515
Sultan Khizar Hayat	IND	NA
Raja Munawar Ahmed	IND	NA
M. Anwar Khan	IND	NA

Since votes polled by more than one candidates are missing besides the number of rejected votes, no attempt has been made at suggesting estimated number of valid votes and the turnout.

Quoted from AAJ

The data presented in the following pages has been extracted from reports published in The Pakistan Times and Dawn who in turn generally relied on the EC releases made available through APP, the official news agency of the country. However, results for 34 constituencies reported in these, secondary sources for us, were either missing or partial. Aqeel Abbas Jafari (AAJ), a renowned writer, had however searched daily Jang, Karachi for his book *Pakistan ki Intikhabi siasat* (1996) that gives number of votes polled by the top two contestants from these 34 constituencies as well. We have replaced our partial figures and filled in the gaps using this source which is a tertiary source for us. We have thus accordingly incorporated this reference it at each point.

Gul Hayat Institute

NA 1 to 26:
Khyber Pakhtunkhwa

NA 1
Peshawar 1

Registered voters	150,063		
Valid votes	79,847	Rejected votes	NA
Approx. turnout	55.0%		

M. Yousaf Khatak	PML (Q)	44,507
Air Marshal (R) Asghar Khan	PNA	33,964
Jan Akbar	IND	1,376

NA 2
Peshawar 2

Registered voters	129,733		
Valid votes	65,825	Rejected votes	NA
Approx. turnout	52.4%		

Arbab M. Jahangir Khan	PPP	32,247
Arbab Saif-ur-Rahman	PNA	30,268
M. Nazirullah	PML (Q)	2,034
Sqr. Leader (R) Qazi Shah Jehan	IND	674
M. Aslam Khan	IND	602

NA 3
Peshawar 3

Registered voters	135,188		
Valid votes	75,728	Rejected votes	NA
Approx. turnout	57.9%		

Aftab Ahmad Khan Sherpao	PPP	40,917
Sardar Sherbaz Khan Mazari	PNA	32,216
Saif-ur-Rahman	IND	2,595

NA 4
Peshawar 4

Registered voters	136,262		
Total votes polled	79,413	Turn over	58.3%
Valid votes	77,170	Rejected votes	2,243

■ Begum Naseem Wali Khan	PNA	47,832
Abdur Rahman Khan	PPP	25,939
Said Karim Alias Karimi	IND	1,177
Abdul Hanan	IND	2,222

NA 5
Peshawar 5

Registered voters	146,946		
Valid votes	79,413	Rejected votes	NA
Approx. turnout	55.8%		

Molana Abdul Haq	PNA	47,275
Nasrullah Khan Khattak	PPP	32,138

NA 6
Mardan 1

Registered voters	118,105		
Valid votes	74,129	Rejected votes	NA
Approx. turnout	64.8%		

Khan Mir Afzal Khan	PPP	41,745
Dilbar Khan	PNA	30,463
Pir Abdul Sattar	PML (Q)	1,921

NA 7
Mardan 2

Registered voters	124,479		
Valid votes	65,831	Rejected votes	NA
Approx. turnout	54.6%		

M. Yousaf	PNA	31,968
Sarfraz Khan	PPP	30,667

Gul Hayat Institute

M. Amin Khan	IND	3,196

NA 8
Mardan 3

Registered voters	97,881		
Valid votes	>64,976	Rejected votes	NA
Approx. turnout	68.6%		

■ Begum Naseem Wali Khan	PNA	36,585
Abdul Sattar Khan	PPP	21,031
Saif-ur-Rahman	PML (Q)	7,360*

*Votes are from 52 out of 59 polling stations

NA 9
Mardan 4

Registered voters	110,059		
Valid votes	>59,345	Rejected votes	NA
Approx. turnout	55.7%		

Ali Gohar Khan	PNA	33,590
Haji Abdul Mustaan	PPP	18,004
M. Zaman	PML (Q)	7,751
Ali Akbar	IND	NA

NA 10
Kohat 1

Registered voters	150,869		
Valid votes	>59,425	Rejected votes	NA
Approx. turnout	40.7%		

Molana Habib Gul	PNA	29,491
Syed Hassan Jan	PPP	16,298
Nawabzada Azmat Ali Khan	IND	13,636
Gul Zaman	IND	NA

NA 11
Kohat 2

Registered voters	142,962		
Valid votes	49,051	Rejected votes	NA
Approx. turnout	35.4%		

Molvi Naimatullah	PNA	25,432
M. Aslam Khan Khattak	PPP	14,819
M. Yousaf Khan	PML (Q)	8,800

NA 12
Abbottabad 1

Registered voters	158,736		
Valid votes	>70,790	Rejected votes	NA
Approx. turnout	46.1%		

M. Iqbal Khan Jadoon	PPP	32,136
Air Marshal (R) Asghar Khan	PNA	26,954
Abdul Qayoom Khan	PML (Q)	11,520
Malik Abdul Aziz	IND	180

Top two figures quoted from AAJ; the later two are partial results missing tallies from a few stations

NA 13
Abbottabad 2

Registered voters	161,117		
Valid votes	>61,156	Rejected votes	NA
Approx. turnout	55.0%		

Air Marshal (R) Asghar Khan	PNA	35,667
Sardar M. Fazle Raziq Khan	PPP	17,111
Sardar Inayat-ur-Rahman Abbasi	PML (Q)	8,378
Sardar Mumtaz Alam	IND	NA
M. Azam Khan	IND	NA

Gul Hayat Institute

NA 14
Abbottabad 3

Registered voters	154,679		
Valid votes	78,228	Rejected votes	NA
Approx. turnout	52.2%		

Gohar Ayub Khan	PNA	39,992
Akhtar Nawaz Khan	PPP	33,456
Fida M. Khan	IND	2,380
M. Hayat Khan	PML (Q)	2,250
Molana Nisar Ahmad	IND	150

NA 15
Mansehra 1

Registered voters	191,631		
Valid votes	>64,244	Rejected votes	NA
Approx. turnout	34.6%		

M. Hanif Khan	PPP	27,589
Shaukat Ali Khan	PNA	20,743
M. Akbar Khan	PML (Q)	15,328*
Sardar Abdur Rahman	IND	584*
Sardar M. Ayub	IND	NA

*Votes are from 71 out of 99 polling stations

Other two figures are quoted from AAJ

NA 16
Mansehra 2

Registered voters	113,291

Fakhr-uz-Zaman Khan	PNA	20,459
Molana Abdul Hakim	PPP	9,124
Bakhtiar Khan	IND	NA
Dr. Dilawar Khan	PML (Q)	NA
Syed Chiraghuddin Shah	IND	NA
Sahabzada Abdul Matin	IND	NA
Alamzeb khan	IND	NA
M. Yousaf	IND	NA

Two figures are quoted from AAJ

NA 17
Mansehra-cum-Kohistan

Registered voters	147,147

Haji Faqir M. Khan	PNA	14,190
M. Ayub Khan	PPP	9,538
Islam Khan	PML (Q)	NA
Khanzada	IND	NA
Syed Chiraghuddin Shah	IND	NA
Masoom Khan	IND	NA
Malik M. Miskeen	IND	NA
Molana Abdul Baqi	JUI (Hazarvi)	NA

Two figures are quoted from AAJ

NA 18
Dera Ismail Khan

Registered voters	247,798		
Valid votes	>130,739	Rejected votes	NA
Approx. turnout	54.5%		

Molana Mufti Mahmood	PNA	66,958
Gulzar Ahmad Khan	PPP	63,781
Rashid Ahmad Khan	IND	NA

NA 19
Bannu 1

Registered voters	104,395		
Valid votes	>53,471	Rejected votes	NA
Approx. turnout	52.9%		

Molana Sadru Shaheed	PNA	30,052
M. Umar Jan Khan	PPP	13,483
Abdus Samad Khan	IND	3,688
Molvi Sahib Hazrat Ali	IND	3,163
Zar Ali Shah	PML (Q)	1,566
Madaraz Khan	IND	1,519
M. Akbar Shah	IND	NA
Khaliq Dad Khan	IND	NA

Gul Hayat Institute

Shamaraz Khan	IND	NA

NA 20
Bannu 2

Registered voters	124,365		
Valid votes	69,845	Rejected votes	NA
Approx. turnout	58.0%		

Ahmad Jan	PNA	33,826
Anwar Kamal Khan	PPP	24,062
Latif Khan	IND	11,957

NA 21
Swat 1

Registered voters	130,915		
Valid votes	57,364	Rejected votes	NA
Approx. turnout	45.3%		

Mian Gul Amirzeb	PPP	23,356
Karim Bakhsh	PNA	20,894
Mian Gul Aurangzeb	PML (Q)	13,114

NA 22
Swat 2

Registered voters	155,294

Haji Fazle Raziq	PNA	30,140
Rahimzada	PPP	16,000
Rahim Shah	PML (Q)	NA
Zarin	IND	NA

Two figures are quoted from AAJ

NA 23
Swat 3

Registered voters	148,543		
Valid votes	56,156	Rejected votes	NA
Approx. turnout	39.1%		

Fateh M. Khan	PPP	27,191
Molvi Abdur Rahman	PNA	21,477
Ahmad Jan	PML (Q)	5,584
Sultan Khan	IND	375
M. Asfandyar	JUI (Hazarvi)	549
Muzaffar Syed	IND	524
Molvi Inayatullah	IND	253
Habibullah Khan	IND	203

NA 24
Chitral-cum-Swat-cum-Dir

Registered voters	129,891

Molvi M. Wali Khan	PPP	21,518
Abdur Rahman	PNA	18,379
Afzal Ali	IND	NA
Burhanuddin Khan	IND	NA
Saifullah Jan	IND	NA
M. Ajmal Khan	IND	NA

NA 25
Malakand Protected Area-cum-Dir

Registered voters	166,405		
Valid votes	>64,302	Rejected votes	NA
Approx. turnout	39.9%		

Gohar Rahman	PNA	31,292
Lal M. Khan	PPP	24,100
M. Qasim	IND	5,112
Abdul Wahid	PML (Q)	2,239
Zarin Khan	IND	1,115
Mian Zarif Shah	IND	299

Gul Hayat Institute

Saif-ur-Rahman	IND	145

NA 26
Dir

Registered voters	151,689		
Valid votes	48,603	Rejected votes	NA
Approx. turnout	33.1%		

Sahabzada Safiullah	PNA	32,205
M. Shah Khan Khesro	PPP	16,398

Two figures are quoted from AAJ

NA 27 to 34: Federally Administered Tribal Areas (FATAs)

NA 27
Tribal Area 1
Mohmand Agency

Registered voters	6,098	

Baroz	IND	1,961
Akbar Khan	IND	1,263
Khanzada	IND	859
Sahabzada Abdul Malik	IND	805
M. Afzal	IND	163
Nadir Khan	IND	36

NA 28
Tribal Area 2
Kurram Agency

Registered voters	1,352	

Baz Gul	IND	675
Noor Ahmad	IND	624
Akbar Khan, Hussain Jan, Zaman Khan, M. Saeed, Sarwar Jan, Gulab Hussain, Lal Baz, M. Ali, Mohsin Ali, Noor Muhammad	IND	NA

NA 29
Tribal Area 3
Orakzai Agency

Registered voters	4,514	

Shams-ul-Haq	IND	2,428
Molvi Said Almer	IND	793
Sarwar Gul, Haji Khail Shah, Syed Ibrahim, Syed Ali Badshah,		

Gul Hayat Institute

Subedar Asghar Ali, Abdul Latif, Maj. Gen. (R) Jamaldar Khan Maj. (R) Habibullah, Nooran Baz Noor Said Mian	IND	NA

NA 30
Tribal Area 4
North Waziristan Agency

Registered voters 1,369

Sardar Habibullah Khan	IND	505
Sultan Mahmood	IND	439
Atlas Khan, Akbar Khan, Akbar Zaman, Jehangir Khan, Haji Gumire, Hassan Khan, Khan Dan, Islamiakhel, Darya Khan, Saadullah Khan, Shah Mahmood, Sher Aub, Sher Bahadar Khan, Sher M. Khan, Aslam Gul, Ali Akbar, Kajir, Gulabat Khan, Gul Janan, Gul Rafi Gul Qayoom, M. Yaqub Khan, Madda Khan Noor Baqi Jan	IND	NA

NA 31
Tribal Area 5
South Waziristan Agency

Registered voters 1,055

Said Khan	IND	450
Sahib Jan	IND	291*
Bazeed, Gaideen Khan, M. Hashim Khan	IND	NA

*Quoted from AAJ

NA 32
Tribal Area 6
Bajaur Agency

Registered voters 4,917

Abdus Subhan Khan	IND	2,585
M. Din Sahabzada	IND	1,563
Aman Khan Pacha, Shatar Khan, Sher Bahadur Khan, Ali Khan, Gulzar, M. Ibrahim, M. Anwar, M. Yaqub Khan, Noor M. Khan, Yar Mullah Khan	IND	NA

Two figures are quoted from AAJ

NA 33
Tribal Area 7
Khyber Agency

Registered voters 2,373

Haji Gul Sher	IND	1,116
Haji Nawab Khan	IND	783
Samar Gul, Jamadar Anwar Jan, Haji Arsala Khan, Haji Jan Khan, Haji Gula Khan, Haji Gul Shah, Alhaj Khayali Khan, Habibullah Khan, Hazrat Hussain, Khial Badshah, Ziarat Shah, Said Ahmad, Said Akbar, Shakirullah, Shahmdar, Shah Alam Khan, Sharif Khan, Abdul Qayoom, Gul Islam, Gul Rahman, M. Hashim Khan, Malikzada Jehanzeb, Malikzada M. Akbar, Malikzada Younas Khan, Malik Waris Khan, Malik Wali Khan, Malik Hudustan	IND	NA

Two figures are quoted from AAJ

NA 34
Tribal Area 8
Tribal areas of Peshawar, Kohat, Bannu and Dera Ismail Khan districts

Registered voters 1,308

Noor Sher Khan	IND	792
Brig. (R) Hayatullah Khan	IND	196
Nasrullah Khan	IND	188
Khanan Khan, Ghazan Mir	IND	NA

Gul Hayat Institute

NA 35: Federal Capital

NA 35
Islamabad

Registered voters	106,970		
Valid votes	>66,059	Rejected votes	NA
Approx. turnout	63.8%		

Zahoor Ahmad	PPP	43,794
Ghafoor Ahmad	PNA	22,265
M. Sakhi Butt	IND	NA

NA 36 to 150: Punjab

NA 36
Rawalpindi 1

Registered voters	194,393		
Valid votes	>104,881	Rejected votes	NA
Approx. turnout	55.7%		

Col. (R) Habib Khan	PPP	54,551
Zafar-ul-Haq	PNA	49,023
M. Ibrahim, Adv.	IND	1,054
Maj. (R) M. Sadiq	IND	253
Mahmood Ahmad	IND	NA

NA 37
Rawalpindi 2

Registered voters	172,978		
Valid votes	111,258	Rejected votes	NA
Approx. turnout	66.4%		

Abdul Aziz Bhatti	PPP	68,463
Malik Mehboob Hussain	IND	28,438
Mirza Khaliq Hussain	PNA	14,357

NA 38
Rawalpindi 3

Registered voters	139,831		
Valid votes	90,919	Rejected votes	NA
Approx. turnout	67.2%		

Syed Ali Asghar Shah	PPP	50,579
Air Marshal (R) Asghar Khan	PNA	39,981
Ghulam Mustafa Gilani	PML (Q)	359

Gul Hayat Institute

NA 39
Rawalpindi 4

Registered voters 160,701

Nazar Hussain Kyani	PPP	58,065
Fateh Muhammad	PNA	37,347
Dr. M. A. Bakhat	PML (Q)	NA

Two figures are quoted from AAJ

NA 40
Rawalpindi 5

Registered voters 166,391

Abdul Qayoom Butt	PPP	64,807
Tassaduq Hussain	PNA	34,100
Khan Ghulam Mustafa Khan	IND	NA
Sh. Kamran Haider Jilani	PML (Q)	NA
M. Ashraf	IND	NA

NA 41
Campbellpur 1

Registered voters 148,648
Valid votes 75,019 Rejected votes NA
Approx. turnout 52.1%

Ahmed Waheed Akhtar	PPP	48,898
Sh. M. Afzal	PNA	26,121

NA 42
Campbellpur 2

Registered voters 171,380
Valid votes 111,536 Rejected votes NA
Approx. turnout 67.2%

Sardar Shaukat Hayat	PPP	90,136
Zahid Hussain Shah	PNA	21,400

Sardar Shaukat Hayat resigned from the seat on April 18, 1977 as opposition refused to accept election results and launched a mass protest campaign.

NA 43
Campbellpur 3

Registered voters 172,691
Valid votes 102,969 Rejected votes NA
Approx. turnout 61.6%

Pir Syed Safiuddin	PPP	71,173
Abdul Rahman	PNA	27,073
Fateh Khan	IND	4,723

NA 44
Jhelum 1

Registered voters 170,801
Valid votes 105,922 Rejected votes NA
Approx. turnout 64.1%

Dr. Ghulam Hussain	PPP	69,755
Ch. Abdul Malik	PNA	35,002
Capt. (R) Mahmood	IND	122
Rehmat Ali	IND	1,043

NA 45
Jhelum 2

Registered voters 191,269
Valid votes 114,881 Rejected votes NA
Approx. turnout 62.0%

Sardar Khizar Hayat Khan	PPP	78,230
Mushtaq Ahmad	PNA	31,445
Naib Subedar Ahmad Khan	TI	5,206

Gul Hayat Institute

NA 46
Jhelum 3

Registered voters 170,349

Masood-ul-Hassan Bhatti	PPP	73,856
Molvi M. Akram	PNA	18,515
Sultan Khizar Hayat	IND	NA
Raja Munawar Ahmed	IND	NA
M. Anwar Khan	IND	NA

NA 47
Gujrat 1

Registered voters 164,754
Valid votes >119,738 Rejected votes NA
Approx. turnout 75.1%

Zafar Mehdi	PPP	91,672
Ch. Zahoor Illahi	PNA	28,066
Ch. Shujat Hussain	IND	NA
M. Nawaz, Adv.	IND	NA

Ch Shujaat Hussain probably was a covering candidate for his father PNA's Ch Zahoor Elahi

NA 48
Gujrat 2

Registered voters 167,197

Mian Mushtaq Hussain Pagganwala	PPP	72,276
Ch. Zahoor Illahi	PNA	39,326
Mushtaq Ahmad Butt	PML (Q)	NA
Ch. M. Sarwar Jaura	IND	NA
Ch. Shujat Hussain	IND	NA
Seth M. Ashraf	IND	NA
Sahabzada Syed Mahmood Shah	IND	NA
Ch. M. Arshad	IND	NA

Deposit of all candidates except the top two was fortified, meaning that each secured less than an eighth of the polled votes

NA 49
Gujrat 3

Registered voters 161,531
Valid votes 105,945 Rejected votes NA
Approx. turnout 67.8%

Atta Illahi Ch.	PPP	68,222
M. Akram	PNA	35,753
Mian Ghulam Ahmad	IND	1,092
Naik Alam	IND	878

NA 50
Gujrat 4

Registered voters 172,362
Valid votes 102,785 Rejected votes NA
Approx. turnout 61.6%

M. Sardar Khan	PPP	69,993
Raja M. Afzal	PNA	32,116
M. Fayyaz Ch.	IND	676

NA 51
Gujrat 5

Registered voters 173,390

Ch. Ghulam Rasool	PPP	58,248
Mumtaz Ahmed Tarar	PNA	43,167
M. Nazir	PML (Q)	NA
Ch. Sultan Ahmad	IND	NA
Bahadur Khan	IND	NA
M. Inayat	IND	NA

Two figures are quoted from AAJ

NA 52
Gujrat 6

Registered voters 169,084

M. Gulzar	PPP	51,628

Gul Hayat Institute

Allama Inayarullah	PNA	23,624
M. Bakhsh	IND	NA
Ghulam Rasool	IND	NA

NA 53
Sargodha 1

Registered voters	148,964		
Valid votes	90,831	Rejected votes	NA
Approx. turnout	63.0%		

Malik Nazim Ahmad Aheer	PPP	55,499
Qari Abdus Sami	PNA	35,332

NA 54
Sargodha 2

Registered voters	161,352		
Valid votes	88,353	Rejected votes	NA
Approx. turnout	56.6%		

Malik Karam Bakhsh	PPP	58,623
Qazi Mureed Ahmad	PNA	20,844
Ghulam Nabi Shah	IND	7,255
Mian Muhammad	IND	1,236
Amir Abdullah	IND	395

Malik Karim Bakhsh resigned from the seat on April 18, 1977 as opposition refused to accept election results and launched a mass protest campaign.

NA 55
Sargodha 3

Registered voters	149,734		
Valid votes	101,616	Rejected votes	NA
Approx. turnout	70.1%		

M. Zakir Qureshi	PPP	78,227
Syed Nusrat Ali Shah	PNA	23,389

Zakir Qureshi resigned from the seat on April 18, 1977 as opposition refused to accept election results and launched a mass protest campaign.

NA 56
Sargodha 4

Registered voters	127,265		
Valid votes	85,842	Rejected votes	NA
Approx. turnout	69.7%		

Mehar Khuda Dad Khan	PPP	56,469
Syed Mazahir Hussain	PNA	28,111
M. Akram	PML (Q)	1,054
Ch. Zafarullah Khan	IND	208

NA 57
Sargodha 5

Registered voters	157,841		
Valid votes	>109,486	Rejected votes	NA
Approx. turnout	71.7%		

Hafeez Ullah Cheema	PPP	77,471
Tufail Ahmad	PNA	32,015
Shabbir Ahmad	JUI (H)	NA

Two figures are quoted from AAJ

Hafeezullah Cheema was later unseated as the EC declared election in the constituency void after holding summary inquiry into irregularities in April, 1977. See 'Summary inquiry into election irregularities' in the succeeding narrative section.

NA 58
Sargodha 6

Registered voters	156,201		
Valid votes	91,356	Rejected votes	NA
Approx. turnout	60.4%		

Malik Noor Hayat Khan Noon	PPP	60,298
M. Akram Ranjha	PNA	29,550
Sher Muhammad	IND	1,508

Gul Hayat Institute

NA 59
Sargodha 7

Registered voters	160,808		
Valid votes	77,761	Rejected votes	NA
Approx. turnout	50.0%		

Malik Anwar Ali Noon	PPP	53,927
Ch. Fazal Illahi	PNA	20,639
M. Iqbal	IND	2,252
Ch. Mian Khan	IND	943

Malik Anwar resigned from the seat on April 18, 1977 as opposition refused to accept election results and launched a mass protest campaign

NA 60
Mianwali 1

Registered voters	187,026		
Valid votes	113,512	Rejected votes	NA
Approx. turnout	62.7%		

Nawabzada Malik Muzaffar Khan	PPP	61,167
Molana Abdus Sattar Khan	PNA	52,345

NA 61
Mianwali 2

Registered voters	189,791		
Valid votes	162,563	Rejected votes	NA
Approx. turnout	88.5%		

Amir Abdullah Khan Rokhri	PPP	89,283
Molana Abdus Sattar Khan	PNA	73,280

Amir Abdullah Khan Rokhri resigned from the seat on April 18, 1977 as opposition refused to accept election results and launched a mass protest campaign. The EC was already hearing a case against election irregularities in the constituency and a few days after his resignation declared election in the constituency void. See 'Summary inquiry into election irregularities' in the succeeding narrative section.

NA 62
Mianwali 3

Registered voters	179,722		
Valid votes	117,578	Rejected votes	NA
Approx. turnout	67.6%		

Ghulam Hussain Khan Dandhla	PPP	81,278
Molana M. Abdullah	PNA	33,152
Malik Allah Nawaz	IND	3,148

NA 63
Jhang 1

Registered voters	179,736		
Valid votes	118,061	Rejected votes	NA
Approx. turnout	67.9%		

Sardarzada M. Ali Shah	PPP	84,523
M. Zahoor	PNA	33,538

NA 64
Jhang 2

Registered voters	179,641		
Valid votes	122,214	Rejected votes	NA
Approx. turnout	70.3%		

Mehar Ghulam Haider	PPP	81,256
Rahmatullah	PNA	40,958

NA 65
Jhang 3

Registered voters	160,314		
Valid votes	102,626	Rejected votes	NA
Approx. turnout	66.1%		

Faisal Saleh Hayat	PPP	83,242
Zafar Jamal Khan	PNA	17,248
M. Shafi	IND	950
Ghulam Shabir Khan	IND	911

Gul Hayat Institute

M. Masood	IND	275

NA 66
Jhang 4

Registered voters	161,643		
Valid votes	105,498	Rejected votes	NA
Approx. turnout	67.4%		

Syed Zulfiqar Ali Bukhari	PPP	63,362
Nawab Iftikhar Ahmad Khan Ansari	PNA	42,136

NA 67
Jhang 5

Registered voters	169,478		
Valid votes	118,861	Rejected votes	NA
Approx. turnout	72.4%		

Sahabzada Hazrat M. Nazir Sultan Sahib	PPP	80,735
Nawazish Ali Khan	PNA	36,227
Mian Umar Hayat	IND	873
Malik Falak Sher	IND	803
Hazrat Haji Sultan Khizar Hayat Sahib	IND	223

NA 68
Lyallpur 1

Registered voters	158,591		
Valid votes	115,882	Rejected votes	NA
Approx. turnout	75.5%		

Mian M. Attaullah	PPP	64,149
Tufail Ahmad	PNA	49,961
Gul Nawaz Khan	PML (Q)	1,012
Amanat Malik	PIM	760

NA 69
Lyallpur 2

Registered voters	132,417		
Valid votes	89,928	Rejected votes	NA
Approx. turnout	70.2%		

Mian Zahid Sarfaraz	PNA	44,870
Mian M. Iqbal	PPP	42,412
M. Mukhtar Rana	PIM	2,304
Mushtaq Hussain	IND	342

NA 70
Lyallpur 3

Registered voters	148,924		
Valid votes	>102,071	Rejected votes	NA
Approx. turnout	70.8%		

Ch. Nisar Akbar	PPP	59,615
M. Siddiqi Randhawa	PNA	39,026
M. Mukhtar Rana	PIM	3,430
Jamil Ahsan Gill	NA	NA

NA 71
Lyallpur 4

Registered voters	141,671		
Valid votes	98,049	Rejected votes	NA
Approx. turnout	71.5%		

Rana Sakhawat Ali Khan	PPP	59,728
Talib Hussain	PNA	38,321

NA 72
Lyallpur 5

Registered voters	146,489		
Valid votes	83,372	Rejected votes	NA
Approx. turnout	58.8%		

Ch. M. Anwar Ali Khan	PPP	51,782

Gul Hayat Institute

Asghar Ali	PNA	18,913
M. Aslam Khan	IND	12,112
M. Yousaf	IND	565

NA 73
Lyallpur 6

Registered voters	151,871		
Valid votes	102,931	Rejected votes	NA
Approx. turnout	70.0%		

Maj. (R) Moeenuddin	PPP	74,435
Ch. M. Hassan	PNA	25,704
Ghulam Jilani	IND	2,792

NA 74
Lyallpur 7

Registered voters	163,460		
Valid votes	113,117	Rejected votes	NA
Approx. turnout	71.5%		

Ch. Imtiaz Ahmad Gill	PPP	71,243
Rahmat Ali	PNA	40,518
M. Aslam Khan	IND	832
Syed Ghulam Abdul Hassan	IND	524

NA 75
Lyallpur 8

Registered voters	147,232		
Valid votes	89,039	Rejected votes	NA
Approx. turnout	62.5%		

Khan Shahadat Ali Khan	PPP	61,359
M. Siddiqi	PNA	22,940
Rai Amir Khan	PML (Q)	4,740

NA 76
Lyallpur 9

Registered voters	152,805		
Valid votes	104,401	Rejected votes	NA
Approx. turnout	70.6%		

Ghulam Nabi Ch.	PPP	62,270
M. Abdullah Qazi	PNA	42,131

Ch. Ghulam Nabi was later unseated as the EC declared election in the constituency void after holding summary inquiry into irregularities in April, 1977. See 'Summary inquiry into election irregularities' in the succeeding narrative section.

NA 77
Lyallpur 10

Registered voters	151,053		
Valid votes	99,837	Rejected votes	NA
Approx. turnout	68.3%		

Asad Masood	PPP	60,465
Haji Din Muhammad	PNA	36,438
Mian Ali Hassan	IND	2,934

NA 78
Lyallpur 11

Registered voters	145,324		
Valid votes	92,513	Rejected votes	NA
Approx. turnout	65.8%		

Rai Hafeezullah Khan Tariq	PPP	60,792
Dr. Cap. (R) Nasir Ahmad	PNA	30,550
Ziauddin	IND	1,171

Rai Hafeezullah was later unseated as the EC declared election in the constituency void after holding summary inquiry into irregularities in April, 1977. See 'Summary inquiry into election irregularities' in the succeeding narrative section.

Gul Hayat Institute

NA 79
Lyallpur 12

Registered voters	140,207		
Valid votes	93,332	Rejected votes	NA
Approx. turnout	68.8%		

M. Bashir Ahmad	PPP	52,143
Abdul Rahman Jami	PNA	41,189

NA 80
Lyallpur 13

Registered voters	142,537		
Valid votes	102,972	Rejected votes	NA
Approx. turnout	74.6%		

Ch. Bashir Ahmad	PPP	62,440
Hamza M. A. Sahib	PNA	40,123
Ch. Akhtar Hussain Gill	PML (Q)	409

Ch. Bashir Ahmad was later unseated as the EC declared election in the constituency void after holding summary inquiry into irregularities in April, 1977. See 'Summary inquiry into election irregularities' in the succeeding narrative section.

NA 81
Lahore 1

Registered voters	133,029		
Valid votes	78,187	Rejected votes	NA
Approx. turnout	60.7%		

S. M. Masood	PPP	45,317
Ch. Rafiq Ahmad Bajwa	PNA	32,870

NA 82
Lahore 2

Registered voters	134,742		
Valid votes	87,415	Rejected votes	NA
Approx. turnout	67.0%		

Khalid Latif Kardar	PPP	53,649
M. Hanif Ramay	PNA	32,614
Mirza M. Ibrahim	PWP	888
Ch. Feroz Din	PML (Q)	264

NA 83
Lahore 3

Registered voters	161,019		
Valid votes	>100,560	Rejected votes	NA
Approx. turnout	64.5%		

Mian Ehsan-ul-Haq	PPP	65,931
Khurshid Mehmood Kasuri	PNA	34,314
Nawabzada Zulifqar Ali Khan	IND	315
Sh. Shaukat Ali	PML (Q)	NA

NA 84
Lahore 4

Registered voters	126,188		
Valid votes	>77,184	Rejected votes	NA
Approx. turnout	63.2%		

Dr. S. M. Yaqoob	PPP	45,568
Malik M. Qasim	PNA	31,616
Syed Abul Asim Jafferi	IND	NA

Gul Hayat Institute

NA 85
Lahore 5

Registered voters	138,986		
Valid votes	85,491	Rejected votes	NA
Approx. turnout	63.5%		

Mian Salahuddin	PPP	50,807
Amir Habibullah Khan Saadi	PNA	31,214
Ghulam Mustafa Shah	IND	2,440
Sh. Shaukat Ali	PML (Q)	617
Mirza M. Hanif Qadri	IND	413

Mian Salahuddin resigned from the seat on April 22, 1977 as opposition refused to accept election results and launched a mass protest campaign.

NA 86
Lahore 6

Registered voters	137,538		
Valid votes	90,466	Rejected votes	NA
Approx. turnout	67.9%		

Malik M. Akhtar	PPP	49,560
Obaidullah Anwar	PNA	40,827
Sh. Shaukat Ali	IND	79

NA 87
Lahore 7

Registered voters	148,833		
Valid votes	94,117	Rejected votes	NA
Approx. turnout	65.3%		

M. Rashid	PPP	58,773
Rehmat Illahi	PNA	35,053
Yousaf Farooq	IND	291

NA 88
Lahore 8

Registered voters	160,173		
Valid votes	114,365	Rejected votes	NA
Approx. turnout	73.8%		

Malik Miraj Khalid	PPP	72,532
Abdul Qayoom Khan	PNA	41,833

NA 89
Kasur 1

Registered voters	159,719		
Valid votes	>113,272	Rejected votes	NA
Approx. turnout	73.3%		

Sardar Ahmad Ali	PPP	60,412
Mian Amir Ahmed	PNA	52,860
Allah Ditta Taseer	IND	NA

Sardar Ahmed Ali was later unseated as the EC declared election in the constituency void after holding summary inquiry into irregularities in April, 1977. See 'Summary inquiry into election irregularities' in the succeeding narrative section.

NA 90
Kasur 2

Registered voters	142,192		
Valid votes	>97,700	Rejected votes	NA
Approx. turnout	71.0%		

Rehmat Khan	PPP	53,590
Kamaluddin Kamal Salapuri	PNA	44,110
Shahzada Jalil Sher Jan	IND	NA

Gul Hayat Institute

NA 91
Kaur 3

Registered voters	159,912		
Valid votes	>115,958	Rejected votes	NA
Approx. turnout	74.9%		

Shafaat Khan	PPP	81,033
Ehsan Illahi Zaheer	PNA	34,925
Qudartullah	IND	NA
Siddiq Ahmad	IND	NA

NA 92
Kasur 4

Registered voters	162,798		
Valid votes	105,556	Rejected votes	NA
Approx. turnout	67.0%		

Amjad Masood	PPP	59,749
Moeenuddin	PNA	45,807

NA 93
Sheikhupura 1

Registered voters	162,140		
Valid votes	110,157	Rejected votes	NA
Approx. turnout	70.2%		

Manzoor Hussain	PPP	82,890
Ch. Muraduddin	PNA	25,219
Mushtaq Ahmad	IND	1,758
Malik Barkat Ali Atiq	IND	290

NA 94
Sheikhupura 2

Registered voters	159,767		
Valid votes	101,752	Rejected votes	NA
Approx. turnout	65.8%		

Malik Mushtaq Ahmad	PPP	60,804
Mian Abdul Latif	PNA	39,063
Raja Khush Bakhat-ur-Rahman	PML (Q)	1,516
Ch. M. Sadiq Rahmani	IND	369

NA 95
Sheikhupura 3

Registered voters	172,690		
Valid votes	121,258	Rejected votes	NA
Approx. turnout	72.5%		

M. Arif	PPP	73,404
M. Hussain	PNA	47,854

NA 96
Sheikhupura 4

Registered voters	175,851		
Valid votes	123,606	Rejected votes	NA
Approx. turnout	72.6%		

Shamim Haider	PPP	85,440
Mian Nazir Ahmad	PNA	38,166

NA 97
Sheikhupura 5

Registered voters	178,082		
Valid votes	>115,610	Rejected votes	NA
Approx. turnout	67.1%		

Rai Rashid Ahmad Khan	PPP	88,037
Malik Shhadat Khan	PNA	27,573
Rai Asghar Ali	IND	NA

Gul Hayat Institute

NA 98
Gujranwala 1

Registered voters	184,479		
Valid votes	136,248	Rejected votes	NA
Approx. turnout	76.3%		

Ch. Ghulam Haider Cheema	PPP	68,738
Hamid Nasir Chattha	PNA	65,290
M. Qasim	IND	2,220

NA 99
Gujranwala 2

Registered voters	197,176		
Valid votes	141,468	Rejected votes	NA
Approx. turnout	74.1%		

Mian Saifullah Tarrar	PPP	95,487
Ch. Irshadullah	PNA	43,257
M. Zahid Abbasi	IND	2,724

NA 100
Gujranwala 3

Registered voters	154,917		
Valid votes	101,785	Rejected votes	NA
Approx. turnout	67.9%		

Khan Ghulam Dastgir	PNA	52,147
Habib-ur-Rahman	PPP	48,474
Abdul Ghafoor	JUI (H)	929
M. Sharif	IND	174
M. Siddiq Nadeem	IND	61

NA 101
Gujranwala 4

Registered voters	155,992		
Valid votes	114,072	Rejected votes	NA
Approx. turnout	75.5%		

Mian Azhar Hassan	PPP	67,602
Ch. Zafarullah Khan	PNA	41,189
Shabir Ahmad	JUI (H)	2,479
M. Din	IND	2,802

NA 102
Gujranwala 5

Registered voters	164,744		
Valid votes	>116,931	Rejected votes	NA
Approx. turnout	73.3%		

Malik Mehdi Hassan	PPP	61,398
Syed M. Khalil-ur-Rahman Chishti	PNA	55,533
Saeed Ahmad Malhi	PML (Q)	NA

NA 103
Gujranwala 6

Registered voters	174,970		
Valid votes	>125,488	Rejected votes	NA
Approx. turnout	74.1%		

Mian Shahadat Khan	PPP	71,979
Qazi Asmatullah	PNA	48,346
Mian M. Nawaz	IND	2,218
Ch. Gulzar	IND	1,826
Altaf Hussain	IND	777
Molvi Zahid-ur-Rashid	IND	NA
Asif Hayat	IND	342

Gul Hayat Institute

NA 104
Sialkot 1

Registered voters	180,802		
Valid votes	115,943	Rejected votes	NA
Approx. turnout	66.2%		

Qazi Zakauddin	PPP	67,088
Kh. M. Sardar	PNA	48,855

NA 105
Sialkot 2

Registered voters	164,506		
Valid votes	114,977	Rejected votes	NA
Approx. turnout	72.2%		

Mian Masood Ahmad	PPP	83,859
Ch. Nasiruddin	PNA	30,909
Javed M. Khan	PML (Q)	209

NA 106
Sialkot 3

Registered voters	176,842		
Valid votes	>125,661	Rejected votes	NA
Approx. turnout	73.4%		

Ch. Sultan Ahmad	PPP	73,648
Mazoor Ahmad	PNA	52,013
Khan Abdul Qayoom Khan	PML (Q)	NA

Two figures are quoted from AAJ

NA 107
Sialkot 4

Registered voters	165,158		
Valid votes	>108,595	Rejected votes	NA
Approx. turnout	67.9%		

Kausar Niazi	PPP	78,805
Ch. Asadullah Khan Bajwa	PNA	29,790
M. Mehmood	IND	NA

NA 108
Salkot 5

Registered voters	161,936		
Valid votes	112,000	Rejected votes	NA
Approx. turnout	71.4%		

Hamid Nawaz Khan	PPP	90,775
Kh. M. Iqbal Butt	PNA	21,255

Two figures are quoted from AAJ

NA 109
Sialkot 6

Registered voters	163,837		
Valid votes	>94,879	Rejected votes	NA
Approx. turnout	59.8%		

Ghulam Sarwar Khan, Adv.	PPP	68,342
Barak Allah Khan	PNA	26,537
M. Ayub Khan	IND	NA

NA 110
Sialkot 7

Registered voters	156,959		
Valid votes	121,120	Rejected votes	NA
Approx. turnout	79.7%		

Anwar Aziz Ch.	PPP	102,334
M. Salman	PNA	9,450
Ch. Abdul Rauf	IND	9,336

Gul Hayat Institute

NA 111
Multan 1

Registered voters	168,929		
Valid votes	107,267	Rejected votes	NA
Approx. turnout	65.6%		

Syed Abbas Hussain Shah	PPP	51,910
M. Rafiq	PNA	50,555
Ali Muhammad	IND	3,939
Ahmad Hayat Khan	IND	863

NA 112
Multan 2

Registered voters	149,782		
Valid votes	95,940	Rejected votes	NA
Approx. turnout	66.2%		

Rifat Hayat Khan	PPP	53,714
Rao Shakir Ali	PNA	41,166
Noor M. Chauhan	PSP	1,060

NA 113
Multan 3

Registered voters	162,845		
Valid votes	113,965	Rejected votes	NA
Approx. turnout	72.3%		

Ch. Barkatullah	PPP	63,699
Ghulam Haider Wyne	PNA	49,197
M. Sanaullah Bodla	IND	1,069

NA 114
Multan 4

Registered voters	149,965		
Valid votes	102,806	Rejected votes	NA
Approx. turnout	70.8%		

Makhdom M. Sajjad Hussain Qureshi	PPP	58,173
M. Arif	PNA	38,230
M. Yaqoob	IND	3,060
Mansab Ali	PML (Q)	2,191
M. Iqbal	IND	938
Risaldar Azizuddin	IND	214

NA 115
Multan 5

Registered voters	161,313		
Valid votes	103,967	Rejected votes	NA
Approx. turnout	66.6%		

Syed Hamid Raza Gilani	PPP	73,920
Mian Sajid Pervaiz	PNA	25,835
Syed M. Shah	IND	2,400
Abdul Hamid	IND	1,405
Mian Khalid Hussain	IND	407

NA 116
Multan 6

Registered voters	133,064		
Valid votes	77,851	Rejected votes	NA
Approx. turnout	60.4%		

Sh. Khizar Hayat	PNA	39,590
Sahabzada Farooq Ali Khan	PPP	38,158
Haji Mushtaq Ahmad	PML (Q)	103

NA 117
Multan 7

Registered voters	154,574		
Valid votes	86,525	Rejected votes	NA
Approx. turnout	57.8%		

Molana Hamid Ali Khan	PNA	44,675
Feroz Din Ansari	PPP	41,850

Gul Hayat Institute

NA 118
Multan 8

Registered voters	158,932		
Valid votes	110,844	Rejected votes	NA
Approx. turnout	72.0%		

Ch. Abdul Rehman	PPP	63,334
Khan Khurshid Ahmad Khan	PNA	45,597
Rana Rab Nawaz Khan	IND	1,476
M. Khalil Khan	IND	437

NA 119
Multan 9

Registered voters	168,467		
Valid votes	114,119	Rejected votes	NA
Approx. turnout	70.0%		

Nasir Ali Rizvi	PPP	62,141
Zafarullah Khan	PNA	50,450
Mehmood Ali Khan	IND	1,528

NA 120
Multan 10

Registered voters	156,849		
Valid votes	111,751	Rejected votes	NA
Approx. turnout	73.6%		

Taj Ahmed	PPP	60,672
Abdul Razzaq Khan	PNA	51,079

NA 121
Vehari 1

Registered voters	173,346		
Valid votes	127,782	Rejected votes	NA
Approx. turnout	76.1%		

M. Nawaz Khan alias Dilawar Khan	PPP	91,905
Haji Jamshed Ali Khan	PNA	35,877

NA 122
Vehari 2

Registered voters	175,107		
Valid votes	123,532	Rejected votes	NA
Approx. turnout	72.9%		

Alhaj Mian Riaz Ahmad Khan	PPP	78,474
Sufi M. Tufail	PNA	42,920
Ch. Ateeq Ahmad Bajwa	IND	2,138

NA 123
Vehari 3

Registered voters	174,553		
Valid votes	119,296	Rejected votes	NA
Approx. turnout	70.6%		

Agha Saleem Khurshid	PPP	63,908
Qurban Ali	PNA	54,225
Nisar Ahmad	IND	1,163

NA 124
Dera Ghazi Khan 1

Registered voters	197,008		
Valid votes	>101,071	Rejected votes	NA
Approx. turnout	53.0%		

Molana Mufti Mahmood	PNA	51,525
Manzoor Ahmad Lund	PPP	49,546
Ch. Ghulam	IND	NA

NA 125
Dera Ghazi Khan 2

Registered voters	200,591		
Valid votes	112,687	Rejected votes	NA
Approx. turnout	58.0%		

Sardar Farooq Ahmad Khan Leghari	PPP	81,044
Abdullah Khan	PNA	31,643

Gul Hayat Institute

NA 126
Dera Ghazi Khan 3

Registered voters	198,988		
Valid votes	>108,542	Rejected votes	NA
Approx. turnout	56.3%		

Mir Balakh Sher Khan Mazari	PPP	82,266
Malik Abdul Majid Javed	PNA	26,276
Naeem Asif Jaswal	IND	NA

Balakh Sher Mazari resigned from the seat on April 18, 1977 as opposition refused to accept election results and launched a mass protest campaign.

NA 127
Muzaffargarh 1

Registered voters	183,952		
Valid votes	>111,129	Rejected votes	NA
Approx. turnout	62.4%		

M. Ibrahim	PPP	64,737
Molvi M. Luqman	PNA	42,950
Ghulam Qasim	IND	2,161
M. Baqir Zaidi	IND	1,281
Amir Muhammad	IND	NA

Top two votes are quoted from AAJ, the following two are partial missing tallies from one or two polling stations.

NA 128
Muzaffargarh 2

Registered voters	166,787		
Valid votes	119,224	Rejected votes	NA
Approx. turnout	73.8%		

Nawabzada Nasrullah Khan	PNA	73,063
Sardar Amjad Hamid Khan	PPP	46,161

NA 129
Muzaffargarh 3

Registered voters	168,422		
Valid votes	114,508	Rejected votes	NA
Approx. turnout	70.2%		

Dr. Dost M. Buzdar	PNA	74,403
Ghulam Abbas	PPP	40,105

NA 130
Muzaffargarh 4

Registered voters	147,840		
Valid votes	>94,247	Rejected votes	NA
Approx. turnout	65.9%		

Malik Qadir Bakhsh	PPP	51,237
M. Bashir	PNA	43,010
Shams Munawar Ali	IND	NA

NA 131
Muzaffargarh 5

Registered voters	137,528		
Valid votes	90,639	Rejected votes	NA
Approx. turnout	68.1%		

Sardar M. Behram Khan	PPP	47,887
Rehmat Ali Alvi	PNA	30,020
Syed Riaz Hussain	IND	12,732

Gul Hayat Institute

NA 132
Sahiwal 1

Registered voters	186,450		
Valid votes	116,386	Rejected votes	NA
Approx. turnout	64.5%		

Abdul Aleem Sardar	PPP	61,925
Mehmood Ahmad	PNA	42,009
Pervaiz Abbas	IND	8,173
M. Rafiq	IND	2,154
M. Ajmal Khan	JUI (H)	1,772
Ishaq Baig Badar	PML (Q)	353

NA 133
Sahiwal 2

Registered voters	186,060		
Valid votes	112,417	Rejected votes	NA
Approx. turnout	62.4%		

Sardar M. Naseem	PPP	63,259
Nazar Hussain Mansoor	PNA	36,982
Nazir Ahmad	IND	10,767
Ch. M. Ashraf	IND	1,409

NA 134
Sahiwal 3

Registered voters	177,267		
Valid votes	115,178	Rejected votes	NA
Approx. turnout	67.1%		

Ch. M. Hanif Khan	PPP	70,243
M. Nawaz Khan Ch.	PNA	43,511
Mushtaq Ahmad	IND	1,424

NA 135
Sahiwal 4

Registered voters	187,311		
Valid votes	125,617	Rejected votes	NA
Approx. turnout	69.3%		

Rao Khurshid Ali	PPP	79,549
Mian Zafar Iqbal	PNA	43,080
M. Ashraf	IND	1,891
Mehmood-ul-Hassan	IND	1,097

NA 136
Sahiwal 5

Registered voters	188,320		
Valid votes	>128,358	Rejected votes	NA
Approx. turnout	70.4%		

M. Saeed	PPP	81,075
M. Abbas	PNA	47,283
Nazir Ahmad	IND	NA

Two figures are quoted from AAJ

NA 137
Sahiwal 6

Registered voters	187,949		
Valid votes	>129,949	Rejected votes	NA
Approx. turnout	71.1%		

Mian M. Yasin Khan	PPP	95,616
Molvi Noorullah	PNA	33,735
Khushi Muhammad	IND	NA

Two figures are quoted from AAJ

Gul Hayat Institute

NA 138
Sahiwal 7

Registered voters	184,548		
Valid votes	120,102	Rejected votes	NA
Approx. turnout	67.2%		

M. Hashim Khan	PPP	75,537
Bashir Ahmad	PNA	42,796
Mian Qasim	IND	966
Pir M. Mumtaz-ul-Isalm	IND	550
Mian M. Inam	IND	253

NA 139
Sahiwal 8

Registered voters	192,403		
Valid votes	127,773	Rejected votes	NA
Approx. turnout	68.6%		

Ahmad Saeed Khan	PPP	79,050
Zafarullah Rana	PNA	48,723

NA 140
Bahawalpur 1

Registered voters	156,781		
Valid votes	103,416	Rejected votes	NA
Approx. turnout	68.1%		

Shahzada Saeed-ur-Rashid Abbasi	PPP	60,144
M. Abdul Khaliq	PNA	38,933
Shabbir Ahmad	IND	4,339

NA 141
Bahawalpur 2

Registered voters	159,477		
Valid votes	>105,232	Rejected votes	NA
Approx. turnout	68.2%		

Shujaullah Sheikh	PPP	69,544
Hashmat Ali	PNA	35,688
Humayun Akhtar	IND	NA

Two figures are quoted from AAJ

NA 142
Bahawalpur 3

Registered voters	145,908		
Valid votes	103,624	Rejected votes	NA
Approx. turnout	73.4%		

Prince Salahuddin Ahmad Abbasi	PPP	69,672
Mian Allah Nawaz	PNA	30,414
Moosa Saeed	IND	3,538

NA 143
Bahawalpur-cum-Bahawalnagar

Registered voters	155,467		
Valid votes	105,541	Rejected votes	NA
Approx. turnout	70.1%		

Sahabzada Noor Hassan	PPP	54,884
Dr. M. Ismail	PNA	47,413
Shahzada Hussain	IND	3,244

NA 144
Bahawalnagar 1

Registered voters	164,680		
Valid votes	130,459	Rejected votes	NA
Approx. turnout	81.8%		

Rafiq M. Shah	PPP	61,213
Molvi M. Sharif	PNA	42,246

Gul Hayat Institute

NA 145
Bahawalnagar 2

Registered voters	158,991		
Valid votes	103,515	Rejected votes	NA
Approx. turnout	67.3%		

M. Afzal Wattoo	PPP	55,732
Mian M. Khalid	PNA	46,002
M. Amin Akuka	IND	720
Pir M. Akhtar Chishti	IND	702
M. Sultan Ahmad Wattoo	IND	359

NA 146
Bahawalnagar 3

Registered voters	156,855		
Valid votes	110,515	Rejected votes	NA
Approx. turnout	72.8%		

M. Afzal Wattoo	PPP	60,919
M. Qasim	PNA	49,596

Two figures are quoted from AAJ

NA 147
Rahimyar Khan 1

Registered voters	187,020		
Valid votes	122,391	Rejected votes	NA
Approx. turnout	67.6%		

Kh. Jamal Muhammad	PPP	64,387
Shahzada Mamoon-ur-Rashid Abbasi	IND	58,004

NA 148
Rahimyar Khan 2

Registered voters	172,892		
Valid votes	112,979	Rejected votes	NA
Approx. turnout	67.5%		

Makhdoom Hameeduddin	PPP	66,242
Siraj Ahmad	PNA	46,737

NA 149
Rahimyar Khan 3

Registered voters	168,953		
Valid votes	116,179	Rejected votes	NA
Approx. turnout	71.0%		

Makhdoom Noor M. Shah	PNA	57,986
Dr. M. Aslam Khan	PPP	56,477
Allah Nawaz	IND	1,716

NA 150
Rahimyar Khan 4

Registered voters	173,976		
Valid votes	>118,066	Rejected votes	NA
Approx. turnout	70.1%		

Bilal Khan Sardar	PPP	61,216
Hasan Mahmood Makhdomzada	PNA	55,248
Rafiq Sardar	IND	1,110
Iqbal Mahmood Makhdomzada	IND	303
M. Aslam Sardar	IND	189
Sikandar Khan Sardar	IND	NA

Gul Hayat Institute

NA 151 to 193: Sindh

NA 151
Sukkur 1

Registered voters 162,036

Ali Hassan Mangi	PPP	73,086
Molvi Abdul Karim	PNA	22,100
M. Rafiq	IND	NA
M. Shah	IND	NA
M. Anwar Paracha	IND	NA

Two figures are quoted from AAJ

NA 152
Sukkur 2

Registered voters	160,208		
Valid votes	124,342	Rejected votes	NA
Approx. turnout	80.2%		

Agha Ghulam Nabi	PPP	113,898
M. Shah Amroti	PNA	10,444

Two figures are quoted from AAJ

NA 153
Sukkur 3

Registered voters	163,717		
Valid votes	>138,755	Rejected votes	NA
Approx. turnout	87.5%		

Sardar Ghulam M. Khan	PPP	128,981
M. Shah Amroti	PNA	9,774
M. Murad	IND	NA
Molvi Faiz Muhammad	IND	NA

Two figures are quoted from AAJ

NA 154
Sukkur 4

Registered voters 182,168

Haji Noor M. Khan Lund	PPP	Uncontested

NA 155
Jacobabad 1

Registered voters 177,608

Mir Mehraa Khan Bijarani	PPP	Uncontested

NA 156
Jacobabad 2

Registered voters	174,502		
Total votes polled	112,630	Turn over	64.5%
Valid votes	111,440	Rejected votes	1,190

Haji Khair M. Khan	PPP	98,824
Ahmad Shah	PNA	12,616

NA 157
Nawabshah 1

Registered voters 164,418

Abdul Fateh	PPP	Uncontested

NA 158
Nawabshah 2

Registered voters 128,685

Ghulam Mujtaba Jatoi	PPP	Uncontested

NA 159
Nawabshah 3

Registered voters 178,913

Sayed Shabbir Ahmed Shah	PPP	Uncontested

Gul Hayat Institute

NA 160
Nawabshah 4

Registered voters	188,318		
Valid votes	>117,944	Rejected votes	NA
Approx. turnout	64.7%		

Noor Ahmad Shah	PPP	83,882
Jan M. Abbasi	PNA	34,062
Sardar Akbar	IND	NA

Two figures are quoted from AAJ

NA 161
Khairpur 1

Registered voters	199,543		
Valid votes	>139,996	Rejected votes	NA
Approx. turnout	72.5%		

Syed Qaim Ali Shah	PPP	104,997
Syed Ghous Ali Shah	IND	34,999
Imtiaz Hussain Phulpoto	IND	NA
Zahid Hussain Shah	IND	NA

Two figures are quoted from AAJ

NA 162
Khairpur 2

Registered voters	194,402		
Valid votes	135,951	Rejected votes	NA
Approx. turnout	72.2%		

Pir Syed Abdul Qadir Shah	PPP	120,523
Haji Atta Muhammad	IND	15,428

NA 163
Larkana 1

Registered voters	141,782

Zulfiqar Ali Bhutto	PPP	Uncontested

NA 164
Larkana 2

Registered voters	133,514

Sardar Ahmed Sultan	PPP	Uncontested

NA 165
Larkana 3

Registered voters	158,789

Mumtaz Ali Bhutto	PPP	Uncontested

NA 166
Hyderabad 1

Registered voters	125,827

Makhdoom M. Zaman	PPP	Uncontested

NA 167
Hyderabad 2

Registered voters	140,960

Molana Shah Ahmed Noorani	PNA	56,857
Illahi Bakhsh Khan	PPP	21,685
Pir Abdul Qudoos	JUI (H)	NA
Molana Syed Ali Rizvi	IND	NA
Mir Ali Ahmad Khan	IND	NA

NA 168
Hyderabad 3

Registered voters	130,213

M. Shaukat	PNA	62,732
M. Ashraf	PPP	20,005
Zaka Ashraf	IND	NA
M. Ishaq Shamsi	IND	NA
Nawab Muzaffar Hussain	IND	NA

Two figures are quoted from AAJ

Gul Hayat Institute

NA 169
Hyderabad 4

Registered voters	148,917		
Valid votes	>96,360	Rejected votes	NA
Approx. turnout	66.8%		

Mir Ijaz Ali Khan Talpur	PPP	88,194
Haji Ghulam Siddiq Jan	PNA	8,166
Mir Ali Ahmad Khan	IND	NA

Two figures are quoted from AAJ

NA 170
Hyderabad 5

Registered voters	139,528		
Valid votes	>94,555	Rejected votes	NA
Approx. turnout	70.0%		

Syed Umed Ali Shah	PPP	80,018
Mir Ali Ahmad Khan Talpur	IND	14,537
Syed Ali Nawaz Shah	IND	NA

Two figures are quoted from AAJ

NA 171
Badin 1

Registered voters	149,767		

Haji Najmuddin Khan	PPP	Uncontested

NA 172
Badin 2

Registered voters	121,505		
Valid votes	64,747	Rejected votes	NA
Approx. turnout	55.0%		

Haji Abdullah Halepota	PPP	54,892
Ali Mir Shah	PNA	9,855

NA 173
Tharparkar 1

Registered voters	186,740		

Pir Ghulam Rasool Shah Jilani	PPP	81,627
Qayoom Shahid	PNA	38,388
Gulab Khan	IND	NA
M. Yousaf Leghari	IND	NA
Mir Ali Ahmad Khan	IND	NA

NA 174
Tharparkar 2

Registered voters	207,816		
Valid votes	128,152	Rejected votes	NA
Approx. turnout	63.7%		

Khadim Ali Shah	PPP	98,634
Manzoor Hussain	PNA	29,518

NA 175
Tharparkar 3

Registered voters	232,146		

Niaz M. Khan	PPP	Uncontested

NA 176
Dadu 1

Registered voters	135,826		

Malik Sikandar Khan	PPP	Uncontested

NA 177
Dadu 2

Registered voters	123,556		

Rais Allan Khan	PPP	Uncontested

Gul Hayat Institute

M. Yousaf Khan Chandio	PPP	46,723
Molvi Noor Muhammad	PNA	5,451

NA 178
Dadu 3

Registered voters 140,781

Liaqat Ali Khan	PPP	Uncontested

NA 179
Sanghar 1

Registered voters	173,482		
Valid votes	103,084	Rejected votes	NA
Approx. turnout	61.4%		

Haji Fatehuddin Shah	PPP	57,740
Haji Khuda Bakhsh	PNA	45,344

NA 180
Sanghar 2

Registered voters 205,341

Rais Atta M. Mari	PPP	Uncontested

NA 181
Thatta 1

Registered voters	127,263		
Valid votes	81,349	Rejected votes	NA
Approx. turnout	66.0%		

M. Khan Soomro	PPP	77,808
M. Ismail Chandio	PNA	3,541

NA 182
Thatta 2

Registered voters	100,870		
Valid votes	52,174	Rejected votes	NA
Approx. turnout	53.4%		

NA 183
Karachi 1

Registered voters 169,102

Sardar Sher Baz Khan Mazari	PNA	48,139
Mir Hazar Khan	PPP	36,596*
Aizaz Nazir	IND	NA
Ghulam Ali Khan	IND	NA
Mir Abdul Baqi	IND	NA

* Quoted from AAJ

NA 184
Karachi 2

Registered voters	143,025		
Valid votes	80,403	Rejected votes	NA
Approx. turnout	58.1%		

Mahmood Azam Farooqi	PNA	53,241
Hakim M. Said	PPP	27,162

NA 185
Karachi 3

Registered voters	188,230		
Valid votes	85,454	Rejected votes	NA
Approx. turnout	46.9%		

M. Hassan Haqqani	PNA	58,086
Ali Mahmood	PPP	27,368

Four polling stations were burnt

Gul Hayat Institute

NA 186
Karachi 4

Registered voters 136,100

Ghafoor Ahmad	PNA	55,139
Nawabzada Akbar Liaqat Ali Khan	PPP	21,334
Nawaz Ahmad Jajja	IND	NA
Ehtsham Ghazi	IND	NA
Syed M. Zahoor Ali	IND	NA

Two figures are quoted from AAJ

NA 187
Karachi 5

Registered voters	157,092		
Valid votes	80,061	Rejected votes	NA
Approx. turnout	52.6%		

Musheer Pesh Imam	PNA	46,485
Syed Imdad Hussain Shah	PPP	33,576

7 out of 75 polling station were burned, destroying results

NA 188
Karachi 6

Registered voters	162,775		
Valid votes	87,181	Rejected votes	NA
Approx. turnout	55.3%		

Abdul Sattar Gabol	PPP	58,243
Saeed Haroon	PNA	27,437
Jan Muhammad	IND	1,145
Abdul Wahid Nomani	JUI (H)	207
Haji Dil Murad	IND	149

Polls at two polling station were suspended

NA 189
Karachi 7

Registered voters 172,147

Haji M. Hanif Tayyab	PNA	51,889
Salman Ghanchi	PPP	39,226
Syed Saeed Hassan	IND	NA
Abdul Qadir	IND	NA
Asghar Ali	IND	NA
Ghani Bhai	IND	NA

NA 190
Karachi 8

Registered voters	137,033		
Valid votes	74,035	Rejected votes	NA
Approx. turnout	55.8%		

Air Marshal (R) Asghar Khan	PNA	44,454
Kamaluddin Azfar	PPP	29,581

Two figures are quoted from AAJ

NA 191
Karachi 9

Registered voters	182,042		
Valid votes	107,083	Rejected votes	NA
Approx. turnout	60.8%		

Syed Munawar Hassan	PNA	73,997
Jamiluddin Aali	PPP	33,086

Two figures are quoted from AAJ

NA 192
Karachi 10

Registered voters	134,343		
Valid votes	>79,500	Rejected votes	NA

Gul Hayat Institute

Approx. turnout	61.1%	

Shah Farid-ul-Haq	PNA	52,635
Nabi Dad Khan	PPP	26,865
Fatehyab Ali Khan	PWP	NA

Two figures are quoted from AAJ

NA 193
Karachi 11

Registered voters	146,482		
Valid votes	>91,911	Rejected votes	NA
Approx. turnout	64.8%		

Abdul Hafeez Pirzada	PPP	58,938
Molana M. Zakria	PNA	32,973
Fatehyab Ali Khan	PWP	NA

Two figures are quoted from AAJ

NA 194 to 200: Balochistan

NA 194
Quetta 1

Registered voters	158,747		
Total votes polled	50,712	Turn over	31.3%
Valid votes	48,952	Rejected votes	1,760

Tahir M. Khan	PPP	30,497
Arbab Abdul Qadir Khan	PPNAP	15,774
Syed Mahmood Shah	PML (Q)	2,464
Sardar Allah Gul Sasoli (Retired)	IND	217

NA 195
Quetta 2

Registered voters	130,695		
Valid votes	46,105	Rejected votes	NA
Approx. turnout	36.4%		

Yahya Bakhtiar	PPP	17,983
Mahmood Khan Ashakzai	PPNAP	17,044
Abdul Wahid	IND	9,908
Malik Ghulam Muhammad	IND	1,170

NA 196
Quetta 3

Registered voters	201,649		
Valid votes	>35,687	Rejected votes	NA
Approx. turnout	18.3%		

Wazir Ahmad Jogezai	PPP	18,155
Molvi Rehamtullah	PPNAP	15,327

Gul Hayat Institute

Molvi Abdul Haq	JUI (H)	1,659
Saadullah	PML (Q)	546
Molvi M. Essa	JAM	NA

NA 197
Sibi 1

Registered voters NA*

Taj M. Khan Jamali	PPP	Uncontested

NA 198
Sibi 2

Registered voters NA*

Mir Abdul Nabi Jamali	PPP	Uncontested

NA 199
Kalat 1

Registered voters NA*

Prince Mohyuddin	PPP	Uncontested

NA 200
Kalat 2

Registered voters NA*

Mir Amanullah Khan Gichki	PPP	Uncontested

*Total number of registered voters in the four uncontested seats should be 867,064 as the provincial total stood at 1,358,155

NA 201 to 210: Reserved seats for women

NA 201
Women's Constituency 1
Khyber Pakhtunkhwa province

Begum Kalsoom Saifullah	PPP

NA 202
Women's Constituency 2
Rawalpindi Division and Sialkot district

Saima Usman Fateh	PPP

NA 203
Women's Constituency 3
Lahore, Kasur, Sheikhupura and Gujranwala districts

Nafeesa Khalid	PPP

NA 204
Women's Constituency 4
Lyallpur and Jhang districts

Begum Nargis Naeem	PPP

NA 205
Women's Constituency 5
Sargodha, Mianwali, Muzaffargarh and Dera Ghazi Khan districts

Dilshad Begum	PPP

NA 206
Women's Constituency 6
Multan, Vehari, Sahiwal districts

Gul Hayat Institute

Mubarak Begum PPP

NA 207
Women's Constituency 7
Bahawalpur Division

Begum Bilqis Habibullah PPP

NA 208
Women's Constituency 8
Jacobabad, Sukkur, Larkana, Nawabshah, Khairpur, Tharparkar and Sanghar districts

Begum Nusrat Bhutto PPP

NA 209
Women's Constituency 9
Hyderabad, Badin, Dadu and Thatta districts and Karachi Division

Nasima Sultana Akmut PPP

NA 210
Women's Constituency 10
Balochistan province

Begum Bilqis Shehbaz PPP

NA 211 to 216:
Reserved seats for minorities

D. P. Singh PPP

Dr Tulian C. Dean PPP

Father Derek Misquita PPP

Rana Chandar Singh PPP

Dr Stephan P. Lal PPP

Mrs Gul F. Rustamjee PPP

Gul Hayat Institute

SECTION 3

1985

Gul Hayat Institute

Important elections related events (1977-85)

Opposition boycott and agitation

First general elections to the National Assembly under the 1973 Constitution were held on March 7, 1977. Elections to the provincial assemblies were scheduled for March 10, 1977. All the opposition political parties united as Pakistan National Alliance fielded joint candidates against those of the Pakistan People's Party. They however could not stall the ruling PPP which returned with an overwhelming majority. Of the 200 general seats in National Assembly, the PPP won 155, the opposition alliance managed just 36, Pakistan Muslim League (Qayyum) 1 and independent candidates won on the rest seven seats. The PPP also bagged all the 16 seats reserved for women and minority communities. The elected members of the National Assembly took oath on March 26, elected Speaker and Deputy Speaker the next day and ZA Bhutto took oath of his second term as Prime Minister day after. The nine party opposition alliance, announced to boycott the elections to the four provincial assemblies scheduled for March 10 and also refused to take oath as members of National Assembly. The PPP thus swept to power in all the provinces as well. [As of March 11, it had secured 435 of the total 460 provincial assembly seats with independents winning 16 and the PML(Q) two.]

Summary inquiries into irregularities and unseating of elected members

The flood of reports about massive irregularities committed by the election staff and the members of the ruling PPP seriously damaged the credibility of the national exercise. Alleging massive rigging and poll fraud, the opposition launched a country-wide protests campaign which often went violent.

The Chief Election Commissioner wrote a letter to Prime Minister ZA Bhutto on March 19 saying that the Commission had been inundated with complaints of irregularities in the elections. He pointed out that the legal remedy provided in the relevant laws was farcical and that changes had to be made in them with immediate effect to deal with the situation. The CEC asked for two changes in the laws.

1: The privileges conferred on members of the assemblies under various Privilege Acts gave them a legal cover to stall proceedings of an election tribunal during the sessions of assembly and 14 days preceding and following it. This, the CEC empha-

Gul Hayat Institute

sized, kept all the legal proceedings against the members paralyzed for years and made the entire exercise futile. The CEC noted in his letter that the government had already amended these laws on the request of and to the satisfaction of the Commission.

2: The CEC noted that in cases of uncontested elections, it had been empowered by a sub-section in the Representation of People Act providing that after such inquiry as it may deem necessary, publish in the official gazette the name of candidate declared elected uncontested. The Commission did not have similar powers in case of contested elections and it can annul an election, following a lengthy legal process, where it is satisfied on valid proof that election in a constituency stands vitiated by grave illegalities and violation of law which renders the election in that constituency as wholly void. Under these provisions, the Commission felt restricted in dealing with the numerous reports of massive irregularities. The Commission thus asked for suo moto powers for conducting summary inquiry into a contested election in any constituency and annul the election in case the Commission is satisfied to this effect. The Commission was granted this power too through Ordinance amending the relevant law.

The President promulgated an Ordinance on March 30 that the Election Commission while holding summary inquiries to consider the validity of election shall be deemed to be a tribunal and no appeal shall lie against the order of the Commission in such proceedings.

During the next two months, the Commission held summary inquiries in election to 13 National Assembly constituencies and declared the election to the following six null, unseating the members of PPP declared return earlier. (Name of constituency and the member unseated)

NA 57 Sargodha 5: Hafeezullah Cheema (Former Federal Minister of Railways)

NA 61 Mianwali 2: Amir Abdullah Khan Rokhri

NA 76 Lyallpur 9: Chaudhry Ghulam Nabi

NA 78 Lyallpur 11: Rai Hafeezullah Tariq

NA 80 Lyallpur 13: Chaudhry Bashir Ahmed

NA 89 Kasur 1: Sardar Ahmed Ali

Improvising on the special powers, the EC sent questionnaires regarding the conduct of elections to all the Returning Officers. The CEC informed a press conference on April 6 that the Provincial Election Commissions had been asked to produce comprehensive reports in this regard and the Commission was setting up Enquiry Committees. He promised to publish all the findings of these bodies in the form of a book.

The Election Commission also went an extra mile in reprimanding the civil admin-

Civil Hayat Institute

istrators who were accused by the opposition of corroborating with the ruling PPP's candidates and vowed to prosecute them under the given laws.

The President withdrew the Ordinance that empowered the EC to hold these summary inquiries on May 12. Federal Law Minister SM Masood told the National Assembly the next day that the powers given to the Commission through this Ordinance were unprecedented and implied that in exercising these powers the EC had denied justice to some. He explained that in a case a candidate with a lead of 40,000 (over the runner-up) had been unseated because of irregularities of two to three hundred votes only. The Bill (the withdrawn Ordinance) was referred to the Select Committee. According to media reports, the Commission had already recorded evidence of irregularities in the election to the following seven constituencies when the special powers for summary inquiry were withdrawn.

NA 47 Gujrat 1: Chaudhry Zafar Mehdi
NA 48 Gujrat 2: Mian Mushtaq Ahmed Pagganwala
NA 60 Mianwali 1: Malik Muzaffar Khan
NA 68 Lyallpur 1: Mian Attaullah
NA 86 Lahore 6: Malik Akhtar (former Law Minister)
NA 91 Kasur 3: Shifaat Ahmed Khan
NA 195 Quetta 2: Yahya Bakhtiar (Attorney General)

Election tribunals

Besides conducting summary inquiries against alleged irregularities in some constituencies, the Commission proceeded with instituting the regular legal mechanism for redress of similar complaints. The Election Commission in this regard too was empowered further through an ordinance of March 30 providing that it shall regulate its own procedure. The Prime Minister had committed at his swearing-in ceremony on March 28 that confirmed judges of high courts will be appointed to hear election petitions. The March 30 ordinance specified that an appeal against the decision of an election tribunal could be heard by Supreme Court alone.

The Election Commission set up eight Election Tribunals on April 1. Chief Justices of Balochistan and Khyber Pakhtunkhwa, two sitting judges of Sindh High Court and four of Lahore High Court were notified to act as election tribunals with immediate effect. An election petition could be filed with the tribunals within 70 days of the publication in the official gazette the name of the returned candidate that is by May 30 in case of National Assembly and June 2 in case of provincial assemblies. Following the withdrawal of amendments to the Representation of People Act, the dates were revised backward to the earlier prescribed 60 day limit resulting in last dates as May 20 and 23. The opposition alliance already in negotiations with the ruling party was least bothered about the legal remedies of their complaints and allegations. Its leaders demanded fresh polls under a neutral national government and under direct supervision of judiciary and army. The Commission received 21 election petitions by the due date and referred these to various tribunals.

Resignations by elected members of PPP

Serious allegations of election rigging and the ensuing countrywide protest campaign by the opposition ruffled the ranks of the ruling party as well. The day ZA Bhutto took oath as the Prime Minister (March 28), Dr Mubashir Hasan, General Secretary of PPP wrote a lengthy letter to the party

Gul Hayat Institute

chief demanding resignation of the Prime Minister, dissolution of all the assemblies and the governments and fresh elections under the rule of the President. He also sent along with the 21 page letter his resignation. Dr Mubashir's proposal was rejected on April 12 and his resignation accepted.

On April 16, seven MNAs of the PPP repeated Dr Mubashir's demands through a press statement. They included:

Sardar Shaukat Hayat - NA 42 Campbellpur 2
Malik Karim Bakhsh - NA 54 Sargodha 2
Zakir Qureshi - NA 55 Sargodha 3
Anwar Noon - NA 59 Sargodha 7
Amir Abdullah Rokhri - NA 61 Mianwali 2
Mian Salahuddin - NA 85 Lahore 5
Balakh Sher Mazari - NA 126 Dera Ghazi Khan

Sardar Shaukat Hayat apparently leading the revolt was expelled from the primary membership of the party and from PPP parliamentary party the same day. Sardar Shaukat, Balakh Sher and Abdullah Rokhri resigned from the National Assembly on April 18 and Mian Salahuddin on April 22. Amir Abdullah Rokhri might have his own reasons for disobeying the party. The EC under special powers had instituted summary inquiry into election irregularities in his constituency and clarified that the MNAs resignation would not affect its proceedings. The EC finally declared election of Amir Abdullah Rokhri from NA 61 Mianwali 2 void and unseated him on April 20.

Suggested electoral solutions to the crisis

As the opposition stood firmly by its demand for fresh elections under the supervision of judiciary and army and the spate of violence in the country increased, the ruling PPP tried to devise some solution to reign in the political crisis.

On April 16, Yahya Bakhtiar of PPP suggested that the government is ready to organize fresh elections to the provincial assemblies and if the PNA won a majority in these, elections to the National Assembly will also be held afresh. Bhutto repeated the suggestion the next day. The opposition did not accept the offer.

The ruling PPP then devised a novel idea of holding a referendum to legitimize the premiership of ZA Bhutto. As the opposition directed its campaign against the person of ZA Bhutto, the ruling party considered it reasonable and democratic to get the verdict from the electorate. There was no provision in the constitution to support this idea. As there was no other party in the Houses except the PPP, they passed the Seventh Amendment to the constitution on May 16 providing for holding a referendum. The parliament was supposed to pass a law in this regard dealing with the practical details of a referendum. This however never happened as the idea of holding the referendum was soon taken over by other suggestions to solve the political crisis.

Talks between parties and 'agreement' on fresh elections

The PPP initiated talks with the opposition when ZA Bhutto visited Molana Mufti Mehmood on May 18, 1977 at Sehala rest house where most of the opposition leaders were confined by the government. The initiative was ostensibly supported by the government of Saudi Arabia and the two sides formed negotiation teams to formally engage in talks. The PPP team for negotiations comprised of ZA Bhutto, Abdul Hafeez Pirzada and Kausar Niazi and that of opposition had Mufti Mehmood, Nawabzada Nasarullah and Professor Ghafoor Ahmed. The saga of talks contin-

Gul Hayat Institute

ued with beguiling twists and turns during the next month and a half. The opposition wanted fresh elections under a completely neutral caretaker setup.

PPP spokesperson Molana Kausar Niazi told a press conference after the conclusion of eighth round of talks on June 14 that the two sides had agreed on holding of fresh elections to the National and Provincial Assemblies. Prime Minister Bhutto, on a visit to neighboring countries, confirmed on June 21 in Tehran that the next general elections in the country will be held on October 7. The PNA's second most important demand was yet a point of contention. The opposition pressed for suspension of present governments and vast changes in government to ensure fair and free polls.

The two sides began their twelfth session at 8 in the evening of July 1 and rose at 6:30 in the morning. Both sides by now had abandoned their rigid stances and made concessions. They agreed that elections will be held afresh under Presidential rule and through an Implementation Council formed with equal representation from the two sides. The agreement also instituted safeguards to ensure that the legal structure and administrative setup governing the elections will remain impartial. The PNA's main council did not approve of the agreement the next day without additional safeguards that included constitutional cover for the Implementation Council. The talks again hit an impasse.

The events of July 3 and 4 are a matter of controversy. Some people believe that Bhutto had acceded to the additional demands of the PNA and the final agreement was hours away when Army intervened to exploit the situation. Others believe that the parties were still far from agreement and that Martial Law was the fate accompli. Still others believe that Zia's Operation Fair Play had tacit support of ZA Bhutto as he thought that Zia's Martial Law regime would be more neutral than the proposed Implementation Council.

Military take-over and first promise of fresh elections

Chief of the Army Staff General Zia-ul-Haq imposed Martial Law in early hours of July 5, 1977 holding the Constitution in abeyance. The National and the Provincial Assemblies were dissolved and the governments dismissed.

The general, addressing the nation the same evening, promised to hold fresh elections within 90 days. He stressed that he and his institution had no political ambitions and goals and that the only purpose of this take over was to break the political deadlock and offer an opportunity to the political parties to start afresh.

The Houses of Parliament and Provincial Assemblies (Election) Order with supra constitutional powers became effective from July 20. It provided the necessary legal cover for the promised elections. The Election Commission Order promulgated on July 23 was given effect from July 5 enabling the Chief Martial Law Administrator to appoint a new Election Commissioner. The projected date for the holding of new elections was October 18, 1977 and ostensibly all was set for the eventual holding of next elections when these were indefinitely postponed on October 1, 1977. The stated objective of the new regime was now to clear the field first, organize a process of accountability, purge the corrupt from the rank and files of political parties and then hold elections to set up a new clean government. The general professed that going this way would ensure that there would be no repeat of political crises of the recent past.

Gul Hayat Institute

Second promise of holding fresh elections

The CMLA directed the Election Commissioner in February 1978 to prepare afresh the electoral rolls and review the delimitation of the constituencies. The rolls were to be prepared on the basis of separate electorate that is separate lists for Muslim and non-Muslim voters. Zia accepted this long standing demand of the right wing Islamist parties. The new list of constituencies was notified by the EC on August 2, 1979 and the new rolls were published on September 15, 1979. The general elections were now scheduled to be held on November 17, 1979 simultaneously for both the National Assembly and the provincial assemblies.

No body in the political arena was sure that the elections would be held. Former Prime Minister ZA Bhutto was hanged on April 4, 1979 following a court verdict in a murder case. The PNA had broken down into its constituent parties since long and the right wing parties, specially Jamaat-e-Islami, were cozying up with the general. The military regime had little reasons to share power with the political forces. The general elections were postponed indefinitely on October 16, 1979.

The political parties formed a joint platform on February 6, 1981 named Movement for Restoration of Democracy. This included PPP and some members of the former PNA including JUI, NDP and Tehreek-e-Istaqlal. This realignment in political scene identified the military regime as the main antagonist. Political agitation by the disarrayed and hounded members of the deposed PPP in the MRD often went violent and the regime's response was brutal. Bhutto's son founded an underground liberation army in 1981 that operated with the name Al-Zulfikar. It found favor with many at home and abroad. The hijacking of a Pakistan International Airline on March 2, 1981 by Al Zulfikar proved to be the final straw. The military regime moved decisively to shatter hopes for restoration of democracy in the country.

Provisional Constitutional Order No.1 promulgated on March 24, 1981 effectively did away with the idea of holding fresh elections as the CMLA replaced the National Assembly with a Federal Council (Majlis-e-Shura) comprising 350 members appointed by himself. The Shura had an advisory role only. Similar structures were put in place at provincial levels as well.

Gen Zia's referendum

On August 12, 1983 General Zia announced a political plan for restoration of democratic process in the country and for the gradual transfer of power to an elected government. He announced to complete the process by March 23, 1985. The first step was holding of a referendum to legitimize his presidency. Gen Zia secured 97.7 percent yes votes in the referendum held on December 17, 1984. (Total votes polled 21,750,901; Yes votes 21,253,757; No votes 316,918; Invalid votes 180,226).

The referendum question was: "Whether the people of Pakistan endorse the process initiated by General Muhammad Zia-ul-Haq, the President of Pakistan, for bringing the laws of Pakistan in conformity with the injunctions of Islam as laid down in the Holy Quran and Sunnah of the Holy Prophet (peace be upon him) and for the preservation of the Ideology of Pakistan, for the continuation and consolidation of that process and for the smooth and orderly transfer of power to the elected representatives of the people."

Gul Hayat Institute

Monograph

1985 General Elections

Constitutional framework

General Zia assumed the office of Chief Martial Law Administrator on July 5, 1977 holding the 1973 Constitution in abeyance. The earlier two martial laws had abrogated the constitution. The Laws (Continuance in Force) Order 1977 provided continuity to the existing laws subject to conditions prescribed by the martial law authorities as and when necessary. This was essential to run the affairs of the country.

The Supreme Court verdict of November 10, 1977 in Nusrat Bhutto case approved of the military take over and awarded the regime with the power to amend the constitution. General Zia assumed the additional office of the President of Pakistan on September 16, 1978. He thus was able to bring basic and major changes to the constitution and enacted a number of important laws with far reaching implications. Hopes of fresh elections and return to the constitutional rule vanished completely by early 1981. Gen Zia thus rewrote the 1973 constitution at will in the form of Provisional Constitutional Order enforced on March 24, 1981. It incorporated 138 of the 280 Articles on the 1973 Constitution, amended and deleted others and added new ones. His 'constitution' drew legitimacy from the Supreme Court verdict and the military might. The political forces at home and the international community could in no way accept it as a permanent replacement of the 1973 Constitution.

Addressing his Majlis-e-Shura on August 12, 1983, Zia announced his constitutional plan. He had decided to amend further the 1973 constitution thoroughly changing even its basic parliamentary character and to legitimize it through two electoral exercises before ending the rule of martial law. One was the referendum to allow him to continue as the President and the other was general elections to the Parliament and the provincial assemblies who could put a seal of approval on his constitution.

Non-party, separate electorate general elections

On January 12, 1985 the President announced that the elections to the National Assembly will be held on February 25, 1985 and for the provincial assemblies on February 28. He also laid down the main features of the elections. The following points of his address characterize the 1985 elections:

- Elections will be held on non-party basis that is no political party can take part and

Gul Hayat Institute

instead only individuals will contest these as independent candidates.

- Elections will be based on separate electorate meaning that Muslim voters will vote for Muslim candidates and non-Muslim voters will elect non-Muslim candidates.
- The number of seats reserved for non-Muslims will be raised from 6 to 10 and these will be filled directly through vote by the non-Muslim voters (and not by indirect election through the electoral college comprising elected members of the assembly as was practiced earlier).

Changes in laws

General Zia announced to hold elections in October immediately after taking over the country on July 5, 1977. He thus promulgated on July 28 Houses of Parliament and Provincial Assemblies (Election) Order (No 5 of) 1977. The Order had supra constitutional powers and elections held under it were deemed to be held under the Constitution. General elections 1985 were held under the same constitutional instrument.

The scheme of things however had changed a lot during the seven years falling between the promulgation of this Order and the holding of the elections. The Order thus was amended thoroughly to accommodate the General's new electoral themes like non-party elections, separate electorate. The corresponding set of electoral laws and rules (Electoral Rolls Act 1974, Delimitation of Constituencies Act 1974 and Representation of People Act 1976) also went through massive changes. Some of the important ones are:

1: The general promulgated the Election Commission Order on July 23, 1977 given effect from July 5. This Order enabled the President to appoint a new Election Commission to provide for the statutory basis for holding elections. The Election Commission (Reconstitution) Order of 1980 provided that the Commission shall comprise of the Chief Election Commissioner, as the chairperson and four judges of the high courts of the four provinces instead of two as provided in the Constitution.

2: Separate electorate system made it necessary to include a declaration of faith in the application for registration of vote. The new form for Muslims was later further amended adding a declaration in the belief of finality of the prophethood of Muhammad (PBUH). This was done to check the registration of Qadianis/Ahmedis/Lahoris as Muslim vot-

Gul Hayat Institute

ers. Qadianis declared non-Muslim by a constitutional amendment in 1974 continued to consider themselves as Muslims and had refused to register as non-Muslims. The new law and the community's resistance resulted in their complete disenfranchisement.

3: A new section (10A) in the Delimitation of Constituencies Act 1974 empowered the Election to Commission change delimitation of any constituency at any time of its own motion. These sweeping powers effectively did away with the entire process of delimitation that the Commission had to follow under the law. Being answerable to public now was a moral obligation for the Commission with no legal binding. The Commission thus in its notification of new delimitations dated January 6, 1985 writes: Though not required under the law, the Commission gave public hearing to the applicants, their agents and advocates.

4: The general decided to add seven more general seats to the 200 provided by the constitution. He also decided to award four of these to certain areas of Balochistan and three to those of Sindh. Since he was specific about who would get the additional seats, no legal delimitation exercise was necessary. He amended the Delimitation Act as such and notified the delimitation in the form of a new schedule inserted to the Act. The Commission thus included the delimitation of these seats into its notification of all the delimitation of all the constituencies.

5: The number of non-Muslim seats in the National Assembly was raised from six to ten. The non-Muslim seats were further allocated among communities of different religions, four each were granted to Christians and Hindus/Scheduled Casts and one jointly to Sikhs, Buddhists, Parsis and other non-Muslims and the last one to Qadianis. The entire country, Pakistan, formed one multi-member constituency for all the non-Muslims. The members were to be elected directly by the non-Muslim electorate and not through indirect elections as provided in the earlier constitution.

6: The number of seats reserved for women was doubled, 12 going to Punjab, four to Sindh and two each to NWFP and Balochistan. The elected members of National Assembly from a province formed the electoral college for the elections to the seats allocated to their province.

7: Other important changes in laws like the ones related to qualifications and disqualifications of candidates and administration of elections are discussed in the subsequent relevant sections of this write up.

Gul Hayat Institute

Electoral rolls

Chief Martial Law Administrator directed the Election Commission in February, 1978 to undertake the preparation of fresh electoral rolls on the basis of separate electorate that is Muslim and non-Muslim voters shall be listed separately.

Another important change affected through amendment in the Constitution was related to the age limit for voters. General elections 1970 were held with the voter age limit of 21 years. The new Constitution prescribed the age limit as 18 years and above but that was to take effect from the second elections under the constitution. The age limit thus remained 21 years for the general elections 1977. Since the general elections 1985 were the second elections under the 1973 constitution, the age limit was supposed to be lowered to 18 years. The general however amended the constitution and set the age limit at 21 years with no time bar.

The Commission planned a countrywide house-to-house voter enumeration exercise. It commenced on October 21, 1978 but was halted midway on November 5 as the government decided to change the text of the oath prescribed in the enrollment form for the Muslims. Qadianis (or Lahoris or Ahemdis) were declared non-Muslims through a constitutional amendment in 1974. They however continued to claim to be a sect of Islam and refused to register themselves as non-Muslims. The government wanted to separate them from the bulk of Muslims and thus required Muslim voters to swear upon their belief in the finality of the prophethood of Muhammad (PBUH) as part of the voter enrollment application.

The revised campaign with new text of oath started on January 1, 1979. With the efforts of 261 Registration Officers, 876 Assistant Registration Officers, 237 Revising Authorities, 9,207 Supervisors and 27,455 Enumerators, the EC published the final electoral rolls on September 15 the same year.

It showed the number of voters registered in the country as below:

	Muslim	Non-Muslim	Total
Khyber Pakhtunkhwa	4,103,325	11,250	4,114,575
FATA	26,953	0	26,953
Capital	122,741	1,873	124,614
Punjab	19,847,726	420,509	20,268,235
Sindh	6,663,334	509,434	7,172,768
Balochistan	1,351,466	13,814	1,365,280

(September 1979)

As the chances of holding general elections went bleak with time, the EC didn't bother to undertake any large scale annual exercise to update the roles. It instead relied on Section 18 of the Electoral Rolls Act 1974 that provides for routine day-to-day updating of the rolls.

With the elections again looming in 1982, preparation of new rolls became an imperative. The EC however decided against another country wide enumeration campaign and instead launched a comprehensive program for updating - additions, deletions and corrections. This work commenced on September 10, 1982 and was scheduled to conclude by October 24. Two extensions of 15 and ten days later projected the date for filing claims/objections to second half of November. The EC however extended the date further to January 31, 1983 on the request of the Cabinet. During these almost four months, the EC received 1,037,543 applications. Of these 860,586 were applications for addition of which 705,613 were accepted. 145,770 of the rest were for deletions and 31,187 for corrections. The additional list of additions, deletions and corrections along with the existing electoral rolls were published on March 31, 1983. The updated list showed

Quid Nayat Institute

33,560,565 voters in the country including both Muslims and non-Muslims in March 1983.

The EC continued with the routine updating under Section 18 of the Electoral Rolls Act 1974 afterwards and by the time of general elections 1985 following were the number of voters:

	Muslim	Non-Muslim	Total
Khyber Pakhtunkhwa	4,181,078	11,543	4,192,621
FATA	31,261	0	31,261
Capital	142,695	2,385	145,080
Punjab	20,512,805	435,202	20,948,007
Sindh	7,125,539	522,896	7,648,435
Balochistan	1,417,945	13,312	1,431,257
Total	33,411,323	985,338	34,396,661

(February 1985)

An important aspect of the updating program was that for the first time it made it mandatory for the new applicant voters to submit a photostat copy of their National Identity Card. Besides this, the application form was quite lengthy and in the words of the Election Commission "beyond the comprehension of a common man".

Delimitation of constituencies

The Election Commission undertook the delimitation exercise twice before the general elections 1985. For the first time, it was asked by the government in February 1978 to delimit the National and Provincial Assembly constituencies for the elections scheduled for November 1979. The Commission followed the same procedure under the same laws as were on statutes for the delimitation for general elections 1977 barring one change. The military regime had decided to hold elections on the basis of separate electorate. General seats were thus renamed as Muslim seats and the reserved seats for minorities as non-Muslim seats. Since the two voters had to vote separately, the non-Muslim voters were to be excluded from the Muslim constituencies. This exclusion had major impact on certain constituencies where non-Muslim voters were in considerable number. Pakistani Christians' population is concentrated in few districts of central Punjab and those of Hindus in desert districts of Sindh. The new delimitation of Muslim seats was done mainly to adjust to this new factor as other demographic factors were not expected to have undergone any change since the last delimitation. There was no change in number of seats in the assemblies except that non-Muslim seats in National Assembly were increased from the previous six to eight. This too had no direct implication on delimitation exercise as the entire country formed one multi-member constituency for the planned direct elections to the non-Muslim seats.

The EC developed the preliminary proposals for Muslim seats by inviting and incorporating 163 suggestions from political parties and notified the same on April 23, 1979. The Commission received 263 representations from interested parties and heard these between June 16 and July 23. In response the Commission modified the preliminary proposals related to 48 constituencies of National Assembly and notified the final list on August 2, 1979.

The exercise remained futile as the elections were postponed indefinitely. After a five-year long break, the Commission again started work on delimitation in October 1984 for the elections scheduled for February 1985. This time, however, the procedure and the grounds for delimitation and total number of seats in assemblies were all changed through a number of amendments in the relevant laws. Ordinance No L of 1984 dated October 27, 1984 substantially amended the Delimitation of Constituencies Act 1974. A

Gulliayat Institute

new section 10A was added to it enabling the Commission to make, at any time of its own motion, any amendment, alteration or modification in the final list of constituencies or in the areas included in a constituency.

Article 51 of the 1973 Constitution divided the country into 200 constituencies for the National Assembly. These were distributed among the provinces proportionate to their population, an additional ten were reserved for women and another six reserved for non-Muslims defined as Christian, Hindu, Sikh, Buddhist, Parsi and Qadiani and other non-Muslim communities. This made up a total of 216 seats, the new laws raised these to 237 for the 1985 elections.

Seven general constituencies were added to the list to improve representation of Sindh and Balochistan provinces. Two of the three additional seats awarded to Sindh went to Karachi Division and the third to Sukkur district. Earlier Loralai and Zhob districts formed one constituency, with the new delimitation each got one seat. Similarly, Nasirabad, Kachhi and Khuzdar districts were also allocated independent seats each. Since the delimitation of these additional seats was enforced through an amendment in the Act the task of the Election Commission was limited to delimiting the rest 200 seats among the remaining areas.

Further more, under the existing law the delimitation had to be based on the last census. Details of the 1981 population census were available well before the elections yet the new delimitations were not based on the previous census as the Act amended the definition of the term "population" in the Delimitation of Constituencies Act 1974 to mean "1972" instead of the "last preceding census". This meant that the Commission could not review the number of seats allocated earlier to each province/area. The delimitation exercise was reduced to a one-sided affair to distribute the same number of seats to various districts/areas of each province.

The Commission thus did not follow any elaborate public procedure for delimitation and published the preliminary delimitation on November 4, 1984. It received 664 suggestions and heard the same giving just one day each to a province. The Commission thus heard 370 suggestions related to 115 constituencies of Punjab and one of Federal Capital in two days (January 3, 4) and notified the final list two days later. Final list of modified constituencies of National and the four provincial assemblies was published on January 6, 1985.

Reading through the documents one feels that under the amended laws the delimitation exercise had become a privilege of the ruling government and not a democratic dispensation anymore. The EC notification of January 6 starts with the mention of the new Section 10 (A) granting it unlimited powers to do whatever it wants to. On the publication of preliminary delimitations the Commission received 'suggestions' and not 'objections/suggestion'. They were dispensed with in very short time implying that those were hardly considered. The additional seven seats were delimited through Ordinance without following any procedure.

A number of administrative changes had been made in the country since the last elections. Two new divisions, Faisalabad and Gujranwala, and six new districts, Khushab, Bhakkar, Toba Tek Singh, Rajanpur, Layyah and Okara were created in Punjab. In NWFP Kohat Division and Karak district and in Balochistan a new Dera Bugti Agency were created. The Election Commission accommodated these changes in the administrative units in the new delimitation.

Gul Hayat Institute

Following were the shares of provinces/areas in the National Assembly:

	Muslim seats	Women seats
Khyber Pakhtunkhwa	26	2
FATAs	8	0
Federal Capital	1	0
Punjab	115	12
Sindh	46	4
Balochistan	11	2
Total	207	20
Non-Muslims seats	10	
Grand total	237	

Qualifications and disqualifications of candidates

Houses of Parliament and Provincial Assemblies (Election) Order [of July 23, 1977] was amended on January 12, 1985. The amendment in Article 10(1) of the Order added the following to the list of qualifications of the candidates for the election:

(d) he was of good character and was not commonly known as one who violated Islamic injunctions;

(e) he had adequate knowledge of Islamic teachings and practiced obligatory duties prescribed by Islam as well abstained from major sins;

(f) he was sagacious, righteous and not profligate and honest and amen

(g) he had not been convicted for a crime of moral turpitude or for giving false evidence; and

(h) he had not, after the establishment of Pakistan, worked against the integrity of the country or opposed the ideology of Pakistan

The relevant law and the rules, however, did not provide for any methods or instruments that the Returning Officers could use to ascertain whether a candidate meets the above standards of qualification or not. There is also no evidence that the Returning Officers used any to follow these criteria.

Many contestants however tried to exploit these and filed appeals against acceptance of nominations of others using the above as grounds. A contestant filed an appeal against acceptance of another candidate who was clean shaven saying that it was a violation of Islamic injunctions. The appeal was rejected. In another case, the appellate judge accepted the rejection of nomination of a person on the ground that he had been removed from the membership of District Council on the grounds of bad character.

Under the disqualification sections, the new law provided that an office bearer of a 'dissolved' political party was disqualified from taking part in elections for five years from the date of 'dissolution'. Subsequent amendments raised the period to twelve years and exempted from this clause the members of Federal and Provincial Councils (Majlis-e-Shura) and ministers who had served the government after the imposition of Martial Law on July 5, 1979. This clearly meant that everyone who had deserted his/her party and joined the regime was welcome to contest and those who were still adamant were barred.

The only political party not dissolved by the regime was Jamaat-e-Islami. In clause (h) above words after the establishment of Pakistan were ostensibly inserted to save candidates of Jamaat that is commonly accused of having opposed the cause of Pakistan and the personality of its founder during the days of the country's formation.

The Returning Officers were provided a list of politicians who had been disqualified by a Disqualification Tribunal. The Returning Officers also rejected the nominations in the cases where they had been provided by others the evidence of a certain candidate's involvement in politics. The appellate judges upheld the rejection of such candidates at least in one case where a candidate had been removed from the

Gul Hayat Institute

	83	4	0	0	79	4	75
Capital	18	1	0	0	17	2	15
	668	4	0	0	664	103	561
	310	7	5	0	308	67	241
tan	75	5	1	0	71	12	59
	1,333	30	6	1	1,308	213	1,095

s filed **1**; Rejected **2**; Rejection overturned on appeal **3**; Acceptance over appeal **4**; Validly nominated **5**; Withdrawn **6**; Contesting **7**

membership of District Council on account of political activities.

The 1979 Order had barred spouses and dependent sons and daughters of 'person holding any office of profit in service of Pakistan' from taking part in elections. It was later amended in 1985 allowing some to contest with the condition that they had to satisfy the Commissioner that the election results were not materially influenced by their position in service.

Representation of Peoples Act 1976 required one elector of a constituency to propose and another to second the name of a duly qualified person as the candidate from that constituency. It was amended to provide that 50 electors of a constituency should nominate a person as a candidate.

Double membership and multi-constituency contestants

The earlier law provided that a person could contest elections to more than one seats of an assembly or simultaneously to any number of seats of National Assembly and of the provincial assembly of the province where he/she is registered as a voter. Person elected to more than one seats of any assembly however was required to vacate all but one seat of his/her choice within 15 days of the notification of the returned candidates.

Article 12 of Houses of Parliament and Provincial Assemblies (Election) Order as amended through Presidential Order (No 3) of January 12, 1985 provided that no person shall, at the same time, be a candidate for election to a seat in both Houses of Parliament or the Assemblies of two or more provinces, or to more than one seat in the same House or a Provincial Assembly.

The provision continued the bar on double membership and in addition it implied that no person could contest on two or more seats of the National Assembly and any of the Provincial Assemblies. A person however could contest elections to one National Assembly seat and one Provincial Assembly seat. 178 candidates filed nomination papers to simultaneous contest from the National and Provincial Assembly seats. Eleven of them won from both. Later four of them

Gul Hayat Institute

26	26	40	3,002	9,115	18,230
8	8	22	35	79	158
1	1	1	128	407	814
115	111	157	16,032	49,965	99,930
46	46	90	5,341	18,195	36,390
11	11	28	1,299	3,288	6,572
207	203	338	25,837	81,047	162,094

er; ARO: Assistant Returning Officer; PrO: Presiding Officer;
siding Officer; PO: Polling Officer
every Polling Station and one APrO for each Polling Booth.
Deputy Commissioners were appointed District Returning Officers of
hts.

vacated the National Assembly seat and the rest seven the provincial one.

Article 12(A) of the of the Order provided that if a member of a local council or Union Council of a Cantonment Board is elected to a seat in the National Assembly, the Senate or a Provincial Assembly, he/she shall resign his office of such member or such seat within 15 days of the declaration of result of election, otherwise his seat shall become vacant. This period was subsequently enhanced to four months on March 2, 1985. The provision of Article 12(A) was withdrawn altogether as a whole on June 29, 1985. As a result, such members of local council etc as were elected to assemblies continued to hold both offices.

Introduction of District Returning Officers

Section 7 of the Representation of People Act was amended to introduce the new office of District Returning Officer. It also provided for appointment of Deputy Commissioners to these posts.

Amendments in Section 8 and 9 empowered the DROs to approve the list of polling stations and the list of polling staff including presiding officer, assistant presiding officer and polling officer. Under the previous laws the lists were proposed by the Returning Officers and approval was granted by the Member, Election Commission under the powers delegated to him by the Commission.

The Deputy Commissioners thus were instituted as the main link between the election staff and the Election Commission. For almost all electoral functions Returning Officers reported directly to DROs who in turn were responsible to PECs or to PECs and the EC simultaneously.

Returning Officers, for each constituency, were appointed from amongst Additional Deputy Commissioners, Assistant

Gul Hayat Institute

Commissioners and senior magistrates. While Extra Assistant Commissioners, Tehsildars, Mukhtiarkars, Sub-Divisional Education Officers were appointed as Assistant Returning Officers.

Presiding Officers were drawn from officers of BPS 17 while the Assistant Presiding Officers and Polling Officers came from education, agriculture, forest or other government departments. There was one Presiding Officer for each polling station, one Assistant Presiding Officer and two Polling Officers for each polling booth. Presiding Officers were assigned to tabulate the votes and convey these to the Returning Officer by hand, phone or wireless.

Returning Officer was to compile results of all the polling stations of the constituency and communicate this to the District Returning Officer who then forwarded it to the Provincial Election Commission from where it was sent to the Election Commission Secretariat in Islamabad.

Consolidation and announcement of results

As practiced earlier, the Presiding Officers were assigned to produce statement of ballot paper count and vote count immediately after the conclusion of polling and communicate it to Returning Officers who in turn were assigned to consolidate the results of their constituency. The ROs were now required to communicate these to District Information Centers set up by and working under the DRO who in turn conveyed the same to PECs that finally transmitted these to the Election Commission Secretariat in Islamabad.

The Returning Officers were barred from communicating progressive results and the EC stressed that only fully consolidated results should be communicated further down the chain.

The preliminary/provisional results were to be announced by the Election Commission Secretariat, Islamabad alone and strictly not by any other officer/agency. The EC set up a Central Control Room in its Islamabad office to make the results public.

The legal provisions regarding the presiding officers providing a copy of the two count statements to the polling agents of the candidates were on statutes yet there is no evidence whether or not these were followed.

The EC's Election Report emphasized too much on centralization of announcement of fully consolidated results.

Bar on public meetings and processions

Martial Law Order 102 of January 12, 1985 disallowed all candidates or any other person on their behalf 'to hold or cause to be held any meeting/ take out procession of public nature for securing support in his favor.'

Similarly, voters were also barred from participating in procession or attending a meeting of political nature.

Candidates were however allowed to hold close door meetings and press conferences, publish posters and hand bills and individually approach voters either themselves or through their supporters.

Campaign to boycott elections was also legally banned. Amendment in Pakistan Penal Code made it a crime "to induce any person not to participate in any election or referendum" punishable with imprisonment of a maximum three years and fine of Rs 5 lac or both.

Election expenses

The law prescribed the limit of expenses that a candidate can make on his/her election as Rs 40,000 for elections to the National Assembly and Rs 25,000 for elec-

Gul Hayat Institute

tions to the Provincial Assemblies.
It also required the contesting candidates to file within 30 days of the publication of the names of returned candidates a statement of all payments made by the contesting candidate together with all the bills and receipts.
Ordinance 26 promulgated later on March 19, 1985 amended section 50 of the representation of Peoples Act 1976 exempting the contesting candidates from submitting a return of election expenses. In practical terms, it translated into the fact that there was no limit on the election expenses and thereby no accountability of the candidates in this regard.

Uncontested winners

On two seats only one candidate each filed nominations while on another five nominations of all except one candidate were either rejected or they withdrew from the contest. Seven candidates thus returned uncontested from the following constituencies.
NA 31 Tribal Area 5
NA 154 Shikarpur 1
NA 161 Nawabshah 4
NA 165 Larkana 2
NA 180 Sanghar 1
NA 203 Nasirabad
NA 205 Khuzdar
The Election Commission notified the names of the returned candidates from these seats on March 6, 1985.

By-elections on vacated seats

Eleven contestants won both a National Assembly seat and a Provincial Assembly seat. Four of them opted to vacate their national seats as details below. By-elections to these seats were initially scheduled for May 5, 1985 but were later delayed to May 19, 1985.

Amanullah Khan Jadoon
NA 12 Abbottabad (Vacated)
PF 34 Abbottabad 1 (Retained)
Nawaz Sharif
NA 86 Lahore 6 (Vacated)
PP 105 Lahore 7 (Retained)
Abdul Ghafoor
NA 146 Bahawalnagar 3 (Vacated)
PP 229 Bahawalnagar 5 (Retained)
Makhdoomzada Syed Hassan Mahmood
NA 150 Rahimyar Khan 4 (Vacated)
PP 239 Rahimyar Khan 8 (Retained)

Elections to non-Muslim seats

The principle of separate electorate was introduced on September 24, 1978 by amending the law. In the new system, the non-Muslim voters were to directly elect non-Muslim members to the seats reserved for them. In the earlier system, the elected members of the assemblies formed the electoral college to elect the minority members.
The number of seats for non-Muslims in the National Assembly was raised from previous six to eight in 1978 and then to ten in 1984. These were further distributed among four non-Muslim groups: four for Christians, four for Hindus and Scheduled Casts, one jointly for Sikhs, Buddhists, Parsis and other non-Muslims and one for Qadianis. The entire country formed one multi-member constituency for the non-Muslim voters.
The separate electoral rolls prepared by the Election Commission showed 985,338 non-Muslim voters on 14 January, 1985. The seats were distributed among various religions yet the rolls for all non-Muslims were joint. 26 candidates contested for the four Christian seats, 32 for the four Hindu and Scheduled Casts seats, 2 for the seat reserved for Sikhs, Buddhists, Parsis and other non-Muslims. No candidate filed nomination for the seat reserved for Qadianis.

Gul Hayat Institute

A Joint Secretary at the Election Commission Secretariat in Islamabad was designated as the Returning Officer for the elections to the non-Muslim seats and all the Returning Officers to Muslim seats acted as Assistant Returning Officers to the non-Muslim seats.

All polling stations served both Muslim and non-Muslim voters. Each was provided a copy of electoral rolls for non-Muslims and enough number of the ballot papers. Ballot papers for non-Muslims were printed on three different colored papers. One for the candidates for Christian seats, second for Hindus and Scheduled Casts and the third for other non-Muslims. No ballot paper was printed for elections to the seat reserved for Qadianis as none had filed nomination papers for it. Non-Muslim voters were provided the ballot of their choice (from the three printed for Christian, Hindu or other non-Muslims) at all polling stations. They were required to insert the marked ballots in the same ballot box. The Presiding Officers were to separate these from the Muslim votes (distinguished by differently colored papers) and count them for preparing a separate tally. These were conveyed to Returning Officer (acting as Assistant Returning Officers for non-Muslim seats) who after consolidating these forwarded the same to the Election Commission that tabulated the final results.

In case of Christians and Hindus top four candidates with highest votes were declared returned while the candidate with the highest votes was declared winner on the one seat reserved for Sikhs, Buddhists, Parsis and other non-Muslims.

The seat reserved for Qadianis fell vacant as no one filed nominations for it. Article 4(3A) of the Houses of Parliament and Provincial Assemblies (Elections) Order promulgated on July 28, 1977 provided that such vacant seat be filled by a non-Muslim woman to be elected by the electoral college consisting of non-Muslim members of the Assembly. The Election Commission called for this election on March 8, 1985. Three women filed nominations, one withdrew from the contest and Mrs Lila Wanti was elected to the seat left vacant by the Qadianis. It was notified on March 20, 1985.

Women voters

Female voters in the country were 81.1 percent of the male voters or there were 81 women voters against every 100 men voters. This was a little less than that reported in general elections 1977 (82.0). The figure varied considerably across the provinces. Khyber Pakhtunkhwa had the highest number of disenfranchised women where there were two women voters for every three men voters. Punjab had the comparatively highest female to male voter ratio. Compared to previous elections only Sindh maintained the male female ratio at the same level and the rest three provinces witnessed a drop.

Following is the provincial break-up:

	Male	Female	F as% of M
NWFP	2,530,059	1,662,562	65.7
FATA	31,261	0	0.0
Islamabad	82,617	62,463	75.6
Punjab	11,230,897	9,717,110	86.5
Sindh	4,327,300	3,321,135	76.7
Balochistan	790,740	640,517	81.0
Pakistan	18,992,874	15,403,787	81.1

Women contestant on general seats

Fifteen women filed nomination papers for the election to general seats (Muslim); eight in Punjab, four in Sindh, two in NWFP and one in the Federal Capital. Only one, Syeda Abida Hussain succeeded from NA 66 Jhang 4.

Gul Hayat Institute

Elections to seats reserved for women

Elections to the 20 seats reserved for women were held on the basis of proportional representation by a single transferable vote. 'The constituencies for the seats reserved for women in the National Assembly were such that each province formed one constituency with as many seats as were allocated to that province' (the Houses of Parliament and Provincial Assemblies (Elections) Order 1977). It meant that 115 members of the National Assembly elected from Punjab voted to fill the 12 of the seats reserved for women in the National Assembly for the province. 46 MNAs from Sindh formed the electoral college for 4 of the seats reserved for Sindh and likewise for other provinces.

39 women candidates contested for the 12 Punjab seats, 12 for 4 Sindh seats and 6 and 3 contested for the 2 seats each for NWFP and Balochistan.

Polling was held in the National Assembly on March 20, 1985. Results were announced and notified by the Election Commission the same day.

Elections in FATA

Federally Administered Tribal Areas (FATA) were allocated eight seats in the National Assembly in the 1973 Constitution. Franchise here was however limited to Maliks who are in receipt of Maliki Allowance or Lungi Allowance or are Mowajib Elders and are not less than 21 years of age. Political Agents prepare the electoral rolls or, as the case may be, the Deputy Commissioners concerned.

As the franchise is limited, the Election Commission did not launch the house-to-house enumeration campaign here. The rolls published on September 15, 1979 showed a total of 26,953 legible voters in the area, all of them being Muslim and male.

Under the major exercise of updating the electoral rolls in late 1982, the Political Agents/ Deputy Commissioners added 4,021 new names and deleted 920 raising the total number to 30,054. By the time of 1985 elections the voting strength of the Tribal Areas stood at 31,261.

83 candidates filed nominations for the eight seats of the area, four were rejected and four withdrew leaving a total of 75 contestants. Malik Saeed Khan was the uncontested winner from NA 31 Tribal Area 5. There were 16 candidates on NA 30 Tribal Area 4, nine of them did not secured even one vote.

Expenditure of elections

The Election Report published by the Commission did not provide details of expenses incurred on conduct of general elections 1985. The Election Report for 1993 however cited the expenditure on previous elections for the purpose of comparison. It put the expenditures on 1985 general elections at Rs 168,378,125 or Rs 4.90 per registered voter.

Ch Hayat Institute

1985 Election brief

General elections 1985 were held under Martial Law orders as General Zia held the constitution in abeyance since staging a coup in July 1977.

Political parties were banned and the elections were held on non-party basis. Jamaat-i-Islami was the only political party that was allowed to operate as such.

Gen Zia introduced separate electorate system whereby Muslim voters elected Muslim candidates and non-Muslims voted for non-Muslim candidates. Elections to the ten non-Muslim seats were held directly through adult franchise.

Delimitation rules were changed and seven more seats were added to the National Assembly; three allocated to Sindh and four to Balochistan.

Candidates were now required to be pious Muslims and a number of qualification clauses in this regard were added to the law.

Another layer of election officers, District Returning Officers, was introduced and Deputy Commissioners were appointed on these.

Public meetings and processions were strictly disallowed.

No person was allowed to contest elections from more than one seat of the same assembly. Seven candidates returned uncontested and winners of a national and a provincial seat vacated four national seats.

No Qadiani /Ahamdi filed nominations for one seat reserved for the community.

Turnout

	Pakistan	Punjab	Sindh	Khyber Pakhtunkhwa	Balochistan	Non-Muslims (All Pakistan)
Polled votes (invalid votes)	53.7%	60.1%	44.4%	40.6%	37.4%	42.5%
Registered votes	32,528,996	20,505,805	6,536,830	4,181,078	1,132,464	984,029
Polled votes (invalid votes)	17,468,033 (570,841)	12,326,642 (499,968)	2,900,854 (33,790)	1,698,702 (30,969)	423,813 (12,404)	416,560 (2,603)



Polled votes include invalid votes

No. of candidates

Punjab	561
Sindh	237
Pakhtunkhwa	144
Balochistan	57
FATAs	74
Federal Capital	15
All	1,088

Statistics of following constituencies are not included as candidates returned unopposed from these.
NA 31 Tribal Area 3, NA 164 Sikharpur 1, NA 161 Nawabshah 4, NA 108 Larkana 2, NA 180 Sanghar 1, NA 203 Nasirabad 2, NA 205 Khuzdar.
The above number of candidates are calculated for the constituencies for which detailed results have been published by the EC.

Gul Hayat Institute

NA 1 to 26: Khyber Pakhtunkhwa

NA 1
Peshawar 1

Registered voters	168,846		
Total votes polled	57,365	Turnout	34.0%
Valid votes	55,597	Rejected votes	1,768

M. Unis Illahi Haji	26,815
Zafar Ali Shah Syed	22,524
M. Khurshid	5,779
Maj. (R) Sultan Hussain Shah Syed	479

NA 2
Peshawar 2

Registered voters	158,257		
Total votes polled	64,205	Turnout	40.6%
Valid votes	61,662	Rejected votes	2,543

M. Salim	38,189
Col. Arbab Niaz M. Khan	23,473

NA 3
Peshawar 3

Registered voters	152,355		
Total votes polled	65,408	Turnout	42.9%
Valid votes	63,794	Rejected votes	1,614

Hameed Khan	13,165
M. Yousaf Khan Mohmand	11,029
Sardar M. Khan Durrani	9,741
Abdul Hamid Khan	9,537
Noor M. Khan Haji	8,391
M. Yaqoob Khan	7,624
Azmatullah	3,463
Hidayat-ur-Rehman	441
Mughal Khan	403

NA 4
Peshawar 4

Registered voters	145,544		
Total votes polled	47,542	Turnout	32.7%
Valid votes	45,498	Rejected votes	2,044

Nisar M. Khan	22,402
Mian Ajmal Shah	12,608
Aslam Khan	5,440
Abdul Wakil	3,383
Tasleem	1,665

NA 5
Peshawar 5

Registered voters	171,150		
Total votes polled	67,352	Turnout	39.4%
Valid votes	65,933	Rejected votes	1,419

Molana Abdul Haq	45,709
Maj. (R) M. Aslam Khan	10,336
Athar Ali Shah Syed	9,888

NA 6
Mardan 1

Registered voters	130,598		
Total votes polled	43,466	Turnout	33.3%
Valid votes	42,547	Rejected votes	919

Nawabzada Abdul Ghafoor Khan	18,112
Haji Noor M. Khan	6,556
Ikramullah Shahid	6,288
Sultan M. Mohmand	4,949
Wasaf Shah alias Bagi	3,694
Tariq Mehmood	2,948

Gul Hayat Institute

NA 7
Mardan 2

Registered voters	137,704		
Total votes polled	51,075	Turnout	37.1%
Valid votes	50,031	Rejected votes	1,044

Molana Gauhar Rehman	14,063
Dr. Haji Misal Khan	10,630
Abdul Malik	7,953
Abdul Ghani Khattak	7,468
Shakirullah Khan	6,319
M. Yaqoob Khan	2,882
Shafiq Alam Khan	716

NA 8
Mardan 3

Registered voters	114,129		
Total votes polled	46,943	Turnout	41.1%
Valid votes	46,144	Rejected votes	799

Fazal Dad Khan	12,162
M. Sher Khan	7,992
Dost M. Khan	7,727
Habib-ur-Rahman	6,659
Syed Sadiq Shah	5,358
Col. (R) M. Akram Khan	3,679
Pervaiz Khan	2,309
M. Yaseen Khan	258

NA 9
Mardan 4

Registered voters	120,660		
Total votes polled	50,260	Turnout	41.7%
Valid votes	49,488	Rejected votes	772

Yaqoob Khan s/o M. Akbar Khan	8,353
Sherin Khan	7,462
Zarnosha	6,723
Fazal Rehman	5,916
Yaqoob Khan s/o Ghafoor Khan	5,786
Syed Mir Badshah Bukhari	5,669
Safarish Khan	3,901
M. Khurshid	3,231
M. Younas	1,239
Mir Nawab Khan	621
Safdar Zaman	323
M. Iqbal Khan	264

NA 10
Kohat

Registered voters	168,713		
Total votes polled	50,344	Turnout	29.9%
Valid votes	49,105	Rejected votes	1,239

Haji Nadar Shah	20,120
M. Ilyas	8,986
Molvi M. Salim	7,878
Syed Saadullah Shah	5,398
Haji Zarwar Khan	4,272
Fazal Muhammad	1,509
Dilawar Khan	587
Alif Rehman	355

NA 11
Kohat-cum-Karak

Registered voters	169,102		
Total votes polled	63,070	Turnout	37.3%
Valid votes	61,664	Rejected votes	1,406

M. Aslam Khan Khattak	29,065
Shaheed Ahmad	21,587
Rasool Khan Khattak	5,527
Minhajuddin	5,485

Gul Hayat Institute

NA 12
Abbottabad 1

Registered voters	177,066		
Total votes polled	87,055	Turnout	49.2%
Valid votes	84,794	Rejected votes	2,261

Amanullah Khan Jadoon	39,770
Sahabzada M. Azhar	32,139
Abdul Ghafoor	5,752
Jamal Khan	4,022
Ziauddin	1,812
Molana Wali-ur-Rehman	1,299

Amanullah Khan Jadoon also won a Pakhtunkhwa Assembly seat, PF 34 Abbottabad 1, which he opted to retain. By-elections on the vacated NA 12 were held on May 19, 1985 and Alhaj Abdul Rauf returned successful.

NA 13
Abbottabad 2

Registered voters	181,471		
Total votes polled	94,599	Turnout	52.1%
Valid votes	91,657	Rejected votes	2,942

Javed Iqbal	31,750
Sardar Gul Khitab Khan	28,008
M. Aslam Khan	24,149
Sardar Fazal-e-Raziq Khan	7,750

NA 14
Abbottabad 3

Registered voters	173,419		
Total votes polled	99,361	Turnout	57%
Valid votes	96,389	Rejected votes	2,972

Capt. (R) Gohar Ayub Khan	48,828
Raja Sikandar Zaman Khan	44,371
Mukhtiar Ahmad	3,190

NA 15
Mansehra 1

Registered voters	213,883		
Total votes polled	90,024	Turnout	42.1%
Valid votes	87,503	Rejected votes	2,521

Syed Qasim Shah	54,936
Syed Muzammil Shah	24,785
Shaukat Ali Khan	7,388
M. Muzaffar Khan	394

NA 16
Mansehra 2

Registered voters	118,011		
Total votes polled	44,674	Turnout	37.9%
Valid votes	42,524	Rejected votes	2,150

Nawabzada Salahuddin	14,709
■ Begum Fakhr-uz-Zaman	12,567
Habib-ur-Rehman	10,718
Abdul Haq	1,956
Dr. Dilawar Khan	1,677
M. Sadiq Khan	897

Gul Hayat Institute

NA 17
Mansehra-cum-Kohistan

Registered voters	159,222		
Total votes polled	52,995	Turnout	33.3%
Valid votes	51,723	Rejected votes	1,272

M. Ayub Khan	17,755
Alamzeb Khan	12,382
Obaidullah	7,800
Said Ahmad Malik	5,046
M. Miskeen Malik	3,941
Aurangzeb	2,382
Abdul Bar Shah	1,177
Gul Badshah	454
Abdul Halim Molvi	442
Nawab Haji	344

NA 18
Dera Ismail Khan

Registered voters	272,802		
Total votes polled	137,444	Turnout	50.4%
Valid votes	130,799	Rejected votes	6,645

M. Sabir Shah	66,750
Alhaj Sardar Inayatullah Khan	51,801
Gulzar Ahmad Khan	9,467
Habibullah Khan	1,982
Fazal Karim Khan	556
Asmatullah Khan	243

NA 19
Bannu 1

Registered voters	108,440		
Total votes polled	58,915	Turnout	54.3%
Valid votes	57,935	Rejected votes	980

Khuda Dad Khan	19,881
Haji M. Rafiq Khan	15,691
Molana Sadar-ul-Shaheed	9,168
Haji Sher Ajam Khan	6,719
Alhaj Molvi M. Amir Khan	6,145
Haji Wazir Khan	175
Naeem Khan	156

NA 20
Bannu 2

Registered voters	134,585		
Total votes polled	78,873	Turnout	58.6%
Valid votes	77,434	Rejected votes	1,439

Ghulamuddin	40,339
Haji Saadullah Khan	33,557
Molvi Hamidullah Jan	2,677
M. Khalid Raza Zakori	623
Naseer Muhammad	238

NA 21
Swat 1

Registered voters	149,250		
Total votes polled	61,383	Turnout	41.1%
Valid votes	58,984	Rejected votes	2,399

Aurangzeb	32,434
Faqir Muhammad	14,682
Siddiq Akbar	11,868

Gul Hayat Institute

NA 22
Swat 2

Registered voters	174,055		
Total votes polled	55,659	Turnout	32.0%
Valid votes	54,090	Rejected votes	1,569

Fazal-e-Raziq	20,568
Said Karim Khan	17,158
Amir Wahid	6,276
Molvi Saleh Faqir	5,898
Fazal-e-Rab Pirzada	2,739
Abdul Rauf	807
Abdul Matin	644

NA 23
Swat 3

Registered voters	177,195		
Total votes polled	57,594	Turnout	32.5%
Valid votes	55,559	Rejected votes	2,035

Fateh M. Khan	20,101
Abdur Rehman	18,233
M. Faridoon Khan	9,175
Nawab	6,625
Abdul Jabbar	1,425

NA 24
Chitral

Registered voters	98,198		
Total votes polled	52,186	Turnout	53.1%
Valid votes	49,453	Rejected votes	2,733

Shahzada Mohyuddin	26,707
Molana Abdur Rahim	22,746

NA 25
Malakand Protected Area-cum-Dir

Registered voters	193,441		
Total votes polled	59,079	Turnout	30.5%
Valid votes	57,615	Rejected votes	1,464

M. Inayat-ur-Rehman	25,950
Ajab Khan	15,518
Dr. Shuaib	6,426
M. Nawaz Khan	6,190
Amir Zaman Khan	3,531

NA 26
Dir

Registered voters	212,982		
Total votes polled	61,891	Turnout	29.1%
Valid votes	59,871	Rejected votes	2,020

Fatehullah	31,166
Haji Amanullah Khan	26,966
Aziz-ur-Rehman Khan	1,739

Gul Hayat Institute

NA 27 to 34: Federally Administered Tribal Areas (FATAs)

NA 27
Tribal Area 1
Mohmand Agency

Registered voters	8,927		
Total votes polled	6,132	Turnout	68.7%
Valid votes	5,971	Rejected votes	161

Fazal-e-Manan	2,022
Zarin	1,577
Khanzada Khan	1,019
Jan Muhammad	544
Wazir	367
Nadir	146
Said Qahar	57
Abdus Samad	52
Khaista Gul	47
Abdul Mateen	45
Sher Ali	39
M. Afzal	30
Noor Jan	26

NA 28
Tribal Area 2
Kurram Agency

Registered voters	1,393		
Total votes polled	834	Turnout	59.9%
Valid votes	833	Rejected votes	1

Umer Din Bangash	830
Haji Gul Akbar	2
Haji Hamid Khan	1
Haji Baz Gul	0
M. Khan	0
Haji Nawaz Khan	0
Sultan Ahmad Bangash	0

NA 29
Tribal Area 3
Orakzai Agency

Registered voters	7,902		
Total votes polled	6,399	Turnout	81.0%
Valid votes	6,075	Rejected votes	324

Khial Shah	2,253
Mir Afzal	1,855
M. Salim	763
Abdul Abbas	641
M. Alam Khan	333
Aqil Khan	115
Ghazi Said Jamal	82
Inayatullah	33

NA 30
Tribal Area 4
North Waziristan Agency

Registered voters	1,400		
Total votes polled	874	Turnout	62.5%
Valid votes	869	Rejected votes	5

Jehangir Khan	838
Sultan Muhammad	19
Shah Jehan Khan	9
Sher Bahadur Khan	1
Gulabat Khan	1
M. Yaqoob	1
Akbar Khan	0
Pir M. Khan	0
Jan Muhammad	0
Habibullah Khan	0
Zaman Khan	0
Shah Mehmood Khan	0
Sherin Akbar	0
Abdullah Din	0
Inayat Khan	0
Gul Behram	0

Gul Hayat Institute

NA 31
Tribal Area 5

South Waziristan Agency

Registered voters	1,137		

Malik Said Khan	Uncontested

Two candidates filed nominations for this seat, one was rejected.

NA 32
Tribal Area 6

Bajaur Agency

Registered voters	6,348		
Total votes polled	5,259	Turnout	83%
Valid votes	5,021	Rejected votes	238

Abdus Subhan Khan	1,769
Shah Jehan	1,513
Rehman Gul	395
Amir Hamza	235
Noor M. Khan	224
Mehboob Jan	153
Shah Tar	147
Sher M. Khan	134
Gul M. Khan	77
Ali Khan	75
Bachazada	70
Alif Muhammad	69
Bismillah Khan	66
Taj M. Khan	56
M. Ibrahim Khan	38

NA 33
Tribal Area 7

Khyber Agency

Registered voters	2,777		
Total votes polled	2,239	Turnout	80.6%
Valid votes	2,198	Rejected votes	41

Gul Sher	1,096
Nawab Khan	738
Haji Gul Muhammad	81
Maj. (R) Malik Shahzada	79
Haji Anwar Khan	47
M. Hashim	46
Khiali Khan	22
Malik Shin Akbar	20
Malikzada Abdul Aziz	19
Said Ahmad	18
Malik Nadir Khan	14
Malik Hisamuddin	11
Malik Daud Khan	7

NA 34
Tribal Area 8

Tribal areas of Peshawar, Kohat, Bannu and Dera Ismail Khan districts

Registered voters	1,377		
Total votes polled	1,162	Turnout	84.4%
Valid votes	1,162	Rejected votes	0

Noor Sher	1,147
Nasrullah	15

Gul Hayat Institute

NA 35: Federal Capital

NA 35
Islamabad

Registered voters	142,695		
Total votes polled	86,113	Turnout	60.3%
Valid votes	84,054	Rejected votes	2,059

M. Nawaz Khokhar	18,391
Zafar Ali Shah	16,190
Raja Aurangzeb	8,284
Maj. (R) Ghulam Mustafa Khan Shaheen	7,887
Karamat Rehman Niazi	7,574
Raja Bashir Ahmad	7,015
Khan Khuda Bakhsh Khan	6,260
Ahmad Raza Khan Kasuri	3,545
Moqeem Ahmad Khan	2,696
Shujaat Ali	2,019
Sarfraz A. Mir	1,913
M. Ishaq Bhatti	1,376
■ Dr. Farida Ashraf	422
Humayun Shafi	399
M. Ikhlaq	83

NA 36 to 150: Punjab

NA 36
Rawalpindi 1

Registered voters	195,579		
Total votes polled	120,445	Turnout	61.6%
Valid votes	117,653	Rejected votes	2,792

M. Khaqan Abbasi	61,618
M. Zafar-ul-Haq	53,233
Anis Khan Satti	2,096
Capt. (R) M. Riaz	706

NA 37
Rawalpindi 2

Registered voters	195,309		
Total votes polled	118,155	Turnout	60.5%
Valid votes	114,463	Rejected votes	3,692

Mehboob Hussain Malik	24,569
Abdul Aziz	24,359
Riaz Akhtar	21,961
Raja M. Zaheer	20,533
M. Akram	15,025
Haji Ashiq Hussain	8,016

Gul Hayat Institute

NA 38
Rawalpindi 3

Registered voters	204,555		
Total votes polled	85,879	Turnout	42.0%
Valid votes	83,821	Rejected votes	2,058

Sheikh Rashid Ahmad	40,421
Ghulam Hussain	19,636
Allah Ditta Sethi	9,095
Ishrat Ali	5,788
Habib-ul-Wahab-ul-Khairi	5,638
Rifat Shaheen	2,924
M. Riaz	218
Zahid Saeed Yazdani	101

NA 39
Rawalpindi 4

Registered voters	200,383		
Total votes polled	96,980	Turnout	48.4%
Valid votes	94,530	Rejected votes	2,450

Shahid Zafar	41,771
M. Bashrat Raja	37,475
Fateh Muhammad	13,825
Raja Zafar Ali Khan	608
Dr. Mehmood-ur-Rehman	574
Akbar Hussain Hashmi	277

NA 40
Rawalpindi 5

Registered voters	185,510		
Total votes polled	111,777	Turnout	60.3%
Valid votes	106,714	Rejected votes	5,063

Nisar Ali Khan, Ch.	49,071
Safdar Ali Shah	32,392
M. Kamal	23,690
M. Ayub	817
Zaheer Hussain Naqvi	744

NA 41
Attock 1

Registered voters	153,744		
Total votes polled	90,995	Turnout	59.2%
Valid votes	88,149	Rejected votes	2,846

M. Aslam Malik	35,479
Taj M. Khan Khanzada	34,709
M. Bahadur	16,693
Abdur Rehman	699
M. Idrees	569

NA 42
Attock 2

Registered voters	188,251		
Total votes polled	121,889	Turnout	64.7%
Valid votes	114,621	Rejected votes	7,268

Sardar M. Sarfaraz Khan	59,056
Malik Nasar Ali Khan	42,683
Molvi Bashir Ahmad Chishti	9,457
Maj. (R) Fateh Muhammad	3,425

NA 43
Attock 3

Registered voters	186,306		
Total votes polled	117,759	Turnout	63.2%
Valid votes	113,769	Rejected votes	3,990

M. Noor Khan	69,828
M. Akbar Khan	38,835
Mumtaz Khan	2,716
Ghulam Hussain	2,390

Gul Hayat Institute

NA 44
Jhelum 1

Registered voters	196,790		
Total votes polled	122,597	Turnout	62.3%
Valid votes	118,800	Rejected votes	3,797

Raja M. Afzal Khan	60,626
Ch. M. Altaf Hussain	56,153
Mirza M. Nawazish Ali	661
M. Asmatullah Khan	512
Azmat Kamal Khan	435
M. Ayub	413

NA 45
Jhelum 2

Registered voters	208,783		
Total votes polled	132,306	Turnout	63.4%
Valid votes	127,587	Rejected votes	4,719

Lt. Gen. (R) Malik Abdul Majid	53,469
Sardar M. Ashraf Khan	41,549
Malik Habib Khan	18,301
Col. (R) Mumtaz Ali Khan	14,268

NA 46
Jhelum 3

Registered voters	195,822		
Total votes polled	112,321	Turnout	57.4%
Valid votes	107,978	Rejected votes	4,343

Raja M. Afsar	40,344
Raja Lehrasab Khan	27,267
Raja Munawar Ahmad	25,754
Imtiaz Ahmad Khan	8,701
Nazar Hussain Janjua	5,912

NA 47
Gujrat 1

Registered voters	186,607		
Total votes polled	67,465	Turnout	36.2%
Valid votes	66,014	Rejected votes	1,451

Nawabzada Mazhar Ali	62,499
Ch. Tajamal Hussain	1,424
Ch. Abdul Razzaq	924
Ch. Ghulam Rabbani Zafar	659
Mian Khan	508

NA 48
Gujrat 2

Registered voters	177,665		
Total votes polled	83,896	Turnout	47.2%
Valid votes	82,136	Rejected votes	1,760

Ch. Shujaat Hussain	63,184
Irshad Begum	18,143
Muzaffar Ali	619
Ch. Ajmal Ali Khawar	190

NA 49
Gujrat 3

Registered voters	174,179		
Total votes polled	108,262	Turnout	62.2%
Valid votes	106,055	Rejected votes	2,207

Syed Manzoor Hussain Shah	35,871
Ch. M. Safdar	35,316
M. Aslam	20,469
Nisar Ahmad Ch.	11,525
Ch. Mumtaz Akhtar	1,524
Ch. Ghulam Sarwar	879
Dr. M. Haji Ahmad Bhatti	471

Gul Hayat Institute

NA 50
Gujrat 4

Registered voters	179,641		
Total votes polled	106,475	Turnout	59.3%
Valid votes	102,638	Rejected votes	3,837

M. Iqbal	40,830
Masood Ahmad	31,844
Seth Allah Ditta	27,933
Nasir Iqbal	1,595
Najam-ur-Rehman Mirza	436

NA 51
Gujrat 5

Registered voters	190,499		
Total votes polled	111,670	Turnout	58.6%
Valid votes	107,650	Rejected votes	4,020

Mumtaz Ahmad	43,446
Ahmad Yar	38,403
Munawar Hussain	25,801

NA 52
Gujrat 6

Registered voters	177,207		
Total votes polled	87,027	Turnout	49.1%
Valid votes	83,901	Rejected votes	3,126

Ch. M. Nawaz Bosal	22,583
Umar Hayat Gondal	17,456
M. Gulzar	12,586
Umar Hayat	12,031
M. Hayat	11,770
Liaqat Ali	6,116
Ch. Manzoor Hussain Dudhra	738
M. Iqbal	621

NA 53
Khushab 1

Registered voters	149,285		
Total votes polled	97,020	Turnout	65.0%
Valid votes	93,218	Rejected votes	3,802

Malik Nasim Ahmad	35,450
Aziz-uz-Haq Qureshi	33,683
M. Salman Salfi	23,138
M. Ismail Majid	947

NA 54
Khushab 2

Registered voters	151,632		
Total votes polled	95,910	Turnout	63.3%
Valid votes	90,518	Rejected votes	5,392

M. Naeem Khan	51,914
Alhaj Karam Bakhsh Awan	38,604

NA 55
Sargodha 1

Registered voters	166,005		
Total votes polled	118,153	Turnout	71.2%
Valid votes	112,185	Rejected votes	5,968

Syed Nusrat Ali Shah	62,838
M. Aslam Hayat	49,347

NA 56
Sargodha 2

Registered voters	168,984		
Total votes polled	97,436	Turnout	57.7%
Valid votes	93,789	Rejected votes	3,647

Malik M. Aslam Kacheela	38,758
Malik M. Khan Awan	32,677
M. Saleem	22,085
Irshad Ahmad	269

Gul Hayat Institute

NA 57
Sargodha 3

Registered voters	162,869		
Total votes polled	110,659	Turnout	67.9%
Valid votes	106,627	Rejected votes	4,032

Ch. Anwar Ali Cheema	69,001
Afzaal Khalid	34,572
Mian Nazar Muhammad alias Nazar Hussian	1,707
Siraj Din	1,347

NA 58
Sargodha 4

Registered voters	154,909		
Total votes polled	92,512	Turnout	59.7%
Valid votes	89,074	Rejected votes	3,438

Amanullah Khan	37,984
Sheikh Ahmad	35,096
Mian Akram	13,997
Karam Illahi	1,997

NA 59
Sargodha 5

Registered voters	167,574		
Total votes polled	101,080	Turnout	60.3%
Valid votes	96,333	Rejected votes	4,747

Malik Noor Hayat Khan Noor	56,461
Mian Nasir Ahmad	39,872

NA 60
Mianwali 1

Registered voters	200,861		
Total votes polled	106,495	Turnout	53.0%
Valid votes	102,551	Rejected votes	3,944

Maqbool Ahmad Khan	64,875
Nawabzada Malik M. Muzaffar Khan	33,449
Hafiz Ahmad Khan	4,227

NA 61
Mianwali-cum-Bhakkar

Registered voters	214,230		
Total votes polled	139,968	Turnout	65.3%
Valid votes	131,545	Rejected votes	8,423

Dr. Sher Afgan	61,924
Aamer Hayat Khan	60,955
Haji Ghulam Muhammad	8,666

NA 62
Bhakkar

Registered voters	207,454		
Total votes polled	143,247	Turnout	69.1%
Valid votes	134,490	Rejected votes	8,757

Amanullah Khan Shahani	68,709
Rashid Akbar Khan	65,781

NA 63
Jhang 1

Registered voters	178,671		
Total votes polled	111,210	Turnout	62.2%
Valid votes	106,501	Rejected votes	4,709

Sardarzada M. Ali Shah	47,487
Dost M. Lali	44,632
Malik Rab Nawaz	13,033
Qazi Safdar Ali	1,349

Gul Hayat Institute

NA 64
Jhang 2

Registered voters	190,965		
Total votes polled	116,266	Turnout	61%
Valid votes	110,758	Rejected votes	5,508

Molana M. Rehmatullah	66,645
Mehar M. Fuzail Khan	40,412
Mirza Khan	3,701

NA 65
Jhang 3

Registered voters	184,222		
Total votes polled	112,467	Turnout	61.0%
Valid votes	110,014	Rejected votes	2,453

Amanullah Khan	47,575
Iftikhar Ahmad Ansari	45,034
Umar Hayat Sial	15,861
Sh. M. Aslam	835
Sh. M. Iqbal	428
M. Ibrahim	281

NA 66
Jhang 4

Registered voters	185,935		
Total votes polled	131,596	Turnout	70.8%
Valid votes	124,303	Rejected votes	7,293

■ Syeda Abida Hussain	75,063
Haji Ghulam Ahmad	49,240

NA 67
Jhang 5

Registered voters	174,678		
Total votes polled	118,216	Turnout	67.7%
Valid votes	112,711	Rejected votes	5,505

Khan M. Arif Khan	54,549
Sahabzada M. Nazeer Sultan	49,199
Ch. M. Idrees	8,963

NA 68
Faisalabad 1

Registered voters	170,499		
Total votes polled	84,655	Turnout	49.7%
Valid votes	83,360	Rejected votes	1,295

M. Anwar Ali Khan	41,602
■ Sabiha Shakeel	17,925
Dr. Afsar Ali Khan	16,977
Mian Amjad Yasin	5,880
M. Asif Yousaf	398
Khalid Anwar	321
Malik Aziz-ur-Rehman	257

NA 69
Faisalabad 2

Registered voters	164,523		
Total votes polled	91,718	Turnout	55.7%
Valid votes	89,876	Rejected votes	1,842

Raja Nadir Pervaiz	37,202
Mian Zahid Sarfraz	20,092
Tufail Ahmad Zia	16,628
M. Riaz Shahid	15,346
Asmat Akram	608

Gul Hayat Institute

NA 70
Faisalabad 3

Registered voters	177,312		
Total votes polled	104,807	Turnout	59.1%
Valid votes	101,700	Rejected votes	3,107

M. Hanif Ansari	26,055
M. Iqbal Haider	20,966
Ch. M. Siddiq Randhawa	20,398
■ Sakina Begum Ch.	18,768
Sajjad Akbar	15,513

NA 71
Faisalabad 4

Registered voters	142,321		
Total votes polled	104,455	Turnout	73.4%
Valid votes	101,726	Rejected votes	2,729

M. Nazir Ahmad	55,457
Dildar Ahmad Cheema	45,868
Akhtar Hussain Gill	401

NA 72
Faisalabad 5

Registered voters	152,351		
Total votes polled	92,131	Turnout	60.5%
Valid votes	89,134	Rejected votes	2,997

Rai Salahuddin	35,652
Mian Ghulam Dastgir Bari	33,560
Azhar Hussain	14,066
Atiqullah Khan	5,856

NA 73
Faisalabad 6

Registered voters	145,244		
Total votes polled	91,365	Turnout	62.9%
Valid votes	88,252	Rejected votes	3,113

M. Shafiq Ch.	23,138
Ch. M. Afzal	15,585
M. Ishaq Sahi	14,666
Saleem Jehangir	14,437
Zahoor Ahmad Khan	13,181
Umer Khitab Ch.	7,245

NA 74
Faisalabad 7

Registered voters	153,586		
Total votes polled	91,043	Turnout	59.3%
Valid votes	88,989	Rejected votes	2,054

Ch. M. Bashir Randhawa	29,054
Imtiaz Ahmad Gill	28,879
Ghulam Mustafa Bajwa	28,298
Syed Abdul Hussan Gilani	2,241
Shaukat Ali Gill	517

Gul Hayat Institute

NA 75
Faisalabad 8

Registered voters	152,706		
Total votes polled	96,646	Turnout	63.3%
Valid votes	94,084	Rejected votes	2,562

Arif Hussain	23,098
Shahadat Ali Khan	19,949
Ghulam Nabi Ch.	18,653
M. Ali Khan	11,770
Ibrar Hussain Bukhari Syed	7,978
M. Ashraf Khan Lashari	5,606
Abdul Hamid Rana	3,865
M. Tufail	2,704
Sarfraz Khan Haji	461

NA 76
Faisalabad 9

Registered voters	132,193		
Total votes polled	80,835	Turnout	61.1%
Valid votes	78,912	Rejected votes	1,923

Ghazi M. Abdullah	32,771
Malik M. Ali Shad	30,510
Ch. M. Yasin	15,631

NA 77
Faisalabad 10

Registered voters	145,356		
Total votes polled	91,373	Turnout	62.9%
Valid votes	87,246	Rejected votes	4,127

Nasir Ali Khan	35,777
Shahid Khalil Noor	17,679
M. Sibtain Shah	15,663
M. Ashraf Rao	9,588
Haider Hassan Toor	8,539

NA 78
Toba Tek Singh 1

Registered voters	178,351		
Total votes polled	124,955	Turnout	70.1%
Valid votes	117,767	Rejected votes	7,188

Makhdoom Syed Ali Raza Shah	68,480
Ch. Asad-ur-Rehman	46,749
Abdul Rashid	2,042
Iqbal Hussain	496

NA 79
Toba Tek Singh 2

Registered voters	166,713		
Total votes polled	110,042	Turnout	66.0%
Valid votes	105,817	Rejected votes	4,225

Abdul Sattar	36,641
Nadir Khan Malik Tiwana	34,484
M. Latif	19,262
Asad Masood	11,166
Akhtar Iqbal Kahloon	3,385
Riaz Ahmad	879

NA 80
Toba Tek Singh 3

Registered voters	170,845		
Total votes polled	113,066	Turnout	66.2%
Valid votes	110,560	Rejected votes	2,506

Hamza	42,954
Hjai M. Ishaq	27,706
M. Khalid Malik	22,297
Syed Ghias Mehmood	10,011
M. Tufail	4,828
M. Hanif	2,764

Gul Hayat Institute

NA 81
Lahore 1

Registered voters	180,749		
Total votes polled	58,960	Turnout	32.6%
Valid votes	57,966	Rejected votes	994

Pir M. Ashraf	28,954
Kh. Ahmad Tariq Rahim	16,847
Alhaj Mukhtar Ahmad Butt	6,991
Zafarullah Khan	2,347
Wali Muhammad	1,665
Dr. Asghar Hussain	522
Maqsood Ahmad	349
Mian Liaqat Ali	291

NA 82
Lahore 2

Registered voters	166,163		
Total votes polled	60,392	Turnout	36.3%
Valid votes	58,923	Rejected votes	1,469

Iqbal Ahmad Khan, Adv.	30,979
Mian Miraj Din	21,986
Gulzar Ahmad	3,611
M. Arshad Ch.	1,990
Syed Tasawar Hussain Bukhari	357

NA 83
Lahore 3

Registered voters	177,236		
Total votes polled	76,395	Turnout	43.1%
Valid votes	75,132	Rejected votes	1,263

Rohail Asghar	46,646
Mian Abdul Kabir	19,056
Dr. Atiq Hasan Bukhari	2,653
B. Ali Basher Agha	2,314
Ch. M. Sharif	1,795
Mirza Tahir Baig	1,041
M. Idrees	611
Abdul Hakim Qazi	551
Mian Riaz Ahmad Kashif	175
M. Ashraf	173
Malik Zulfiqar Ahmad	117

NA 84
Lahore 4

Registered voters	188,980		
Total votes polled	81,814	Turnout	43.3%
Valid votes	80,082	Rejected votes	1,732

Liaqat Baluch	26,258
■ Begum Afsar Raza Qazilbash	16,388
Mehmood Ali	14,050
M. Qavi Khan	9,132
Mian M. Ashfaq	9,004
Hafiz Qari M. Zawar Bahadur	3,304
Nawabzada Farhad Ali Khan	1,704
Prof. Haji M. Ahmad Zarrar Mirza	242

NA 85
Lahore 5

Registered voters	160,227		
Total votes polled	66,404	Turnout	41.4%
Valid votes	65,252	Rejected votes	1,152

M. Asif	21,415
Rehmat Illahi	15,567
M. Ilyas	14,268
Inayat Hussain Bhatti	13,343
M. Farooq Maudoodi	659

Gul Hayat Institute

NA 86
Lahore 6

Registered voters	150,243		
Total votes polled	56,919	Turnout	37.9%
Valid votes	56,071	Rejected votes	848

Mian Nawaz Sharif	35,719
Ahmad Hasan Syed Asad Gilani	17,896
Syed Moeenuddin	888
Muzammal Hussain Butt	502
Irfan Saeed	341
Prof. Farid Ahmad Faridi	212
Mian M. Saeed	201
Mian Shahbaz Ahmad	198
M. Daryab Yousaf Qureshi Al-Hashmi	114

Mian Nawaz Sharif also won a Punjab Assembly seat, PP 105 Lahore 12, which he opted to retain. By-elections on the vacated NA 86 were held on May 19, 1985 and Ahmad Hassan Syed Asad Gilani returned successful.

NA 87
Lahore 7

Registered voters	137,764		
Total votes polled	45,280	Turnout	32.9%
Valid votes	44,796	Rejected votes	484

Hafiz Salman	18,895
Mian Salahuddin	15,377
M. Iftikhar Ali Sheikh	7,286
Iffatullah	1,593
Malik Abdul Mateen	711
Syed Shahid Iqbal Gilani	349
Azhar Saeed Butt	168
Haji Munir Ahmad	159
Azhar Zaidi	141
Mian Yousaf Salahuddin	117

NA 88
Lahore 8

Registered voters	183,679		
Total votes polled	117,413	Turnout	63.9%
Valid votes	115,232	Rejected votes	2,181

Haji M. Asghar	28,210
Malik Shah M. Awan	28,040
Wazir Ali Bhatti	19,533
Molvi Abdul Ghafoor Alwari	18,625
Ch. Riasat Ali Sindhu	12,199
Amanat Ali, Adv.	4,550
Murad Ali	1,598
Ch. M. Hayat	1,160
Khan Afzaal Ahmad Khan	797
Abdul Khaliq Awan	520

NA 89
Kasur 1

Registered voters	168,961		
Total votes polled	108,072	Turnout	64.0%
Valid votes	104,136	Rejected votes	3,936

Sardar Asif Ahmad Ali	41,930
Khizar Hayat Khan	28,233
Salahuddin	18,469
Sardar Liaqat Ali	13,440
M. Iqbal	2,064

Gul Hayat Institute

NA 90
Kasur 2

Registered voters	136,325		
Total votes polled	81,834	Turnout	60.0%
Valid votes	79,091	Rejected votes	2,743

Rao M. Khizar Hayat	35,430
Kamaluddin Kamal Salarpuri	19,145
Ghulam Sarwar	18,833
Sahabzada Sher Ali Khan	3,224
M. Siddiq alias Shadi Khan	2,459

NA 91
Kasur 3

Registered voters	160,410		
Total votes polled	108,665	Turnout	67.74%
Valid votes	105,161	Rejected votes	3,504

Sardar Abdul Hamid	52,880
Rana Phool M. Khan	44,544
Dr. Abdul Khaliq	5,357
M. Hayat Khan	1,679
M. Sarwar Khan	701

NA 92
Kasur 4

Registered voters	172,429		
Total votes polled	108,944	Turnout	63.2%
Valid votes	103,753	Rejected votes	5,191

Moeenuddin	33,615
Sardar M. Ashiq	25,217
Malik M. Ashiq	24,312
Ch. Sardar M. Khan Meo	7,926
Saleem Raza	5,312
Ch. M. Taqi	5,242
M. Saeed Sindhu Ch.	2,129

NA 93
Sheikhupura 1

Registered voters	176,705		
Total votes polled	114,324	Turnout	64.7%
Valid votes	110,359	Rejected votes	3,965

Rana Tanveer Hussain	43,337
M. Jamil	35,056
Manzoor Hussain	27,267
Malik Barkat Ali Atiq	4,699

NA 94
Sheikhupura 2

Registered voters	176,926		
Total votes polled	105,238	Turnout	59.5%
Valid votes	101,484	Rejected votes	3,754

Mian Abdul Rauf	52,871
Nazir Ahmad Virk	44,642
Mushtaq Ahmad Khan	3,455
Abdul Halim	317
Hamid Saeed Khan	199

NA 95
Sheikhupura 3

Registered voters	166,293		
Total votes polled	109,194	Turnout	65.7%
Valid votes	105,732	Rejected votes	3,462

Ch. Shamim Haider	55,627
M. Barjees Tahir	47,222
Ch. Rashid Ahmad Kahloon	2,883

Gul Hayat Institute

NA 96
Sheikhupura 4

Registered voters	174,162		
Total votes polled	111,392	Turnout	64.0%
Valid votes	107,280	Rejected votes	4,112

Sarfraz Ahmad	36,612
Abdul Rashid	25,208
Rana Iftikhar Hussain	21,745
Malik Naserullah Khan	12,053
Nazir Ahmad	6,327
Tariq Mehmood	5,335

NA 97
Sheikhupura 5

Registered voters	177,713		
Total votes polled	98,005	Turnout	55.1%
Valid votes	92,801	Rejected votes	5,204

Mansab Ali Khan	52,923
Bashir Ahmad Khan	39,878

NA 98
Gujranwala 1

Registered voters	192,633		
Total votes polled	129,986	Turnout	67.5%
Valid votes	125,963	Rejected votes	4,023

Hamid Nasir Chattha	80,834
Saif Ali Chattha	39,779
Bawa Nazir Hussain	5,350

NA 99
Gujranwala 2

Registered voters	198,622		
Total votes polled	134,871	Turnout	67.9%
Valid votes	129,587	Rejected votes	5,284

Brig. (R) Iftikhar Bashir	41,690
Malik Fazal Hussain	33,371
Irshadullah Tarar	33,113
Mian Saifullah Tarar	21,413

NA 100
Gujranwala 3

Registered voters	182,804		
Total votes polled	107,181	Turnout	58.6%
Valid votes	105,149	Rejected votes	2,032

M. Mansoor	64,069
Ghulam Dastagir Khan	39,785
Ghulam Nasir Bhatti	644
Mian M. Masud Ahmad	348
Ghazi Nazir Ahmad	228
Babu M. Munir Ch.	75

NA 101
Gujranwala 4

Registered voters	168,976		
Total votes polled	107,279	Turnout	63.5%
Valid votes	105,188	Rejected votes	2,091

Ch. M. Asghar	46,593
Ch. M. Anwar	44,459
Ch. M. Nawaz	4,616
Rana Zahoor Ahmad	4,328
Pervaiz Ahmad	3,199
Mufti M. Hussain	1,503
Ch. Amanullah	490

Gul Hayat Institute

NA 102
Gujranwala 5

Registered voters	164,567		
Total votes polled	109,290	Turnout	66.4%
Valid votes	104,816	Rejected votes	4,474

Rana Nazir Ahmad Khan	57,000
Syed M. Khalil-ur-Rehman Chishti	47,816

NA 103
Gujranwala 6

Registered voters	168,992		
Total votes polled	114,728	Turnout	67.9%
Valid votes	111,947	Rejected votes	2,781

Ch. Ijaz Ahmad	69,215
Kazim Ali	42,732

NA 104
Sialkot 1

Registered voters	157,317		
Total votes polled	93,308	Turnout	59.3%
Valid votes	89,972	Rejected votes	3,336

Kh. M. Safdar	41,987
Mian M. Naeem-ur-Rehman	37,168
Prof. Amin Javed	8,357
Ch. Ghulam Qadir	1,033
Allah Ditta	938
Rao M. Ikram-ul-Haq Khan	489

NA 105
Sialkot 2

Registered voters	181,525		
Total votes polled	119,434	Turnout	65.8%
Valid votes	116,107	Rejected votes	3,327

Amir Hussain	23,415
M. Rashid Akhtar	22,821
Ch. Javed Mehdi	20,508
Ch. M. Aslam	20,455
M. Suleman Saddal	16,241
Murid Hussain	6,339
Maj. (R) Ghulam Rasool	6,328

NA 106
Sialkot 3

Registered voters	186,229		
Total votes polled	116,928	Turnout	62.8%
Valid votes	115,064	Rejected votes	1,864

M. Akram Khan	43,971
Nazir Ahmad Khan	30,759
Ch. Sultan Ahmad	15,527
M. Sarfraz	6,836
Ch. Gul Nawaz	6,299
Abdul Hafeez Akmal	5,351
Ch. Riaz Ahmad	3,208
M. Sadiq	1,698
M. Arshad	1,415

NA 107
Sialkot 4

Registered voters	158,425		
Total votes polled	105,837	Turnout	66.8%
Valid votes	102,102	Rejected votes	3,735

M. Ahmad	55,626
Abdul Sattar	44,617
Akhtar Ali	1,859

Gul Hayat Institute

NA 108
Sialkot 5

Registered voters	171,068		
Total votes polled	109,120	Turnout	63.8%
Valid votes	105,288	Rejected votes	3,832

Ch. M. Sarwar Khan	56,368
Ch. M. Akbar Kahloon	45,756
Haji Abdul Haq	3,164

NA 109
Sialkot 6

Registered voters	164,056		
Total votes polled	100,255	Turnout	61.1%
Valid votes	96,800	Rejected votes	3,455

Shafaat Ahmad Khan Ch.	43,240
Anwar-ul-Haq Ch.	35,389
Abdul Aziz	13,183
Khaqan Babar	2,918
Iftikhar Ali Sheikh	955
Habibullah Bhatti	567
M. Sadiq Bhatti	548

NA 110
Sialkot 7

Registered voters	159,225		
Total votes polled	103,076	Turnout	64.7%
Valid votes	98,732	Rejected votes	4,344

Anwar Aziz Ch.	58,538
M. Idrees Taj	27,397
Malik M. Suleman	11,859
M. Azam Khan	938

NA 111
Multan 1

Registered voters	175,693		
Total votes polled	119,747	Turnout	68.2%
Valid votes	114,002	Rejected votes	5,745

Syed Fakhar Imam Shah	61,410
Mehar M. Iqbal Haraj	52,592

NA 112
Multan 2

Registered voters	165,890		
Total votes polled	101,218	Turnout	61.0%
Valid votes	97,778	Rejected votes	3,440

Qamar-uz-Zaman Shah	47,717
Aftab Ahmad Khan	47,561
Amir Abdullah Khan Niazi	1,375
Allah Yar Khan	1,125

NA 113
Multan 3

Registered voters	173,787		
Total votes polled	117,068	Turnout	67.4%
Valid votes	113,663	Rejected votes	3,405

Pir M. Sanaullah Bodla	60,874
Pir Shujaat Hasnain Quershi	49,357
Nadir Khan	1,722
Pir M. Aslam Bodla	1,710

Gul Hayat Institute

NA 114
Multan 4

Registered voters	167,147		
Total votes polled	111,476	Turnout	66.7%
Valid votes	105,849	Rejected votes	5,627

Javed Hashmi	46,947
Ch. Abdur Rehman Wahala	45,787
Rai Mansab Ali Khan	10,552
Ch. M. Tufail	2,563

NA 115
Multan 5

Registered voters	172,813		
Total votes polled	101,596	Turnout	58.8%
Valid votes	97,127	Rejected votes	4,469

Syed Hamid Raza Gilani	55,091
Syed M. Razi Shah Gardezi	34,479
Syed Ghulam Yazdani Gilani	4,637
S. Nazim Hussain Shah	2,287
M. Ameer Khan	633

NA 116
Multan 6

Registered voters	164,795		
Total votes polled	80,421	Turnout	48.8%
Valid votes	78,767	Rejected votes	1,654

Feroz Din Ansari	30,565
Ghulam Qasim Khan	29,058
Sh. Abdul Hameed	16,909
Syed Afzal Hussain Gardezi	1,479
M. Najam Saqib	364
Rai Abdul Hafeez Khan	321
Alhaj Nawabzada Saadat Ali Khan	71

NA 117
Multan 7

Registered voters	167,844		
Total votes polled	85,985	Turnout	51.2%
Valid votes	84,445	Rejected votes	1,540

Sh. M. Rashid	37,024
Tanwir-ul-Hassan Shah	35,659
M. Aqeel Siddiqi	5,455
Haji M. Ali	4,929
Molvi Irfan Ahmad Ansari	1,378

NA 118
Multan 8

Registered voters	180,303		
Total votes polled	122,551	Turnout	68.0%
Valid votes	117,167	Rejected votes	5,384

M. Siddiq Khan Kanju	65,813
Khurshid Ahmad Khan Kanju	36,789
Ch. M. Yaqoob	14,565

NA 119
Multan 9

Registered voters	171,902		
Total votes polled	114,308	Turnout	66.5%
Valid votes	109,965	Rejected votes	4,343

Syed Yousaf Raza Gilani	47,904
Nasruddin Shah	38,406
Zafarullah Khan	23,655

Gul Hayat Institute

NA 120
Multan 10

Registered voters	179,203		
Total votes polled	125,942	Turnout	70.3%
Valid votes	122,179	Rejected votes	3,763

Rana Shaukat Hayat	62,081
Rana Taj Ahmad	53,028
M. Islam	4,256
Atta M. Hamid	1,578
Umar Ali	1,236

NA 121
Vehari 1

Registered voters	189,735		
Total votes polled	135,280	Turnout	71.3%
Valid votes	128,754	Rejected votes	6,526

M. Nawaz Khan alias Dilwar Khan	74,111
Mian M. Mumtaz Khan	54,643

NA 122
Vehari 2

Registered voters	190,155		
Total votes polled	117,726	Turnout	61.9%
Valid votes	111,595	Rejected votes	6,131

Mian Riaz Ahmad Khan Daultana	62,973
Ch. M. Ishaq	43,496
Dr. Abdul Rashid	5,126

NA 123
Vehari 3

Registered voters	191,306		
Total votes polled	128,324	Turnout	67.1%
Valid votes	123,513	Rejected votes	4,811

Shahid Mehdi Nasim	68,269
Qurban Ali	49,735
Ch. M. Siddiq	5,509

NA 124
Dera Ghazi Khan 1

Registered voters	191,469		
Total votes polled	84,513	Turnout	44.1%
Valid votes	82,093	Rejected votes	2,420

Kh. Ghulam Moeenuddin	60251
Mian M. Ramzan, Adv.	20932
Dilshad Ahmad Khan Mian	910

NA 125
Dera Ghazi Khan 2

Registered voters	208,742		
Total votes polled	110,744	Turnout	53.1%
Valid votes	107,892	Rejected votes	2,852

Sardar Maqsood Ahmad Khan Leghari	61,430
Anwar Hassan	35,753
■ Begum Zeenat Khan	3,270
Sardar M. Jaffar Khan Leghari	2,731
Sardar Atta Muhammad	2,679
Ch. Ghulam Saqlain	848
M. Nawaz	794
M. Umar Bodla	387

Gul Hayat Institute

NA 126
Rajanpur

Registered voters	275,362		
Total votes polled	166,583	Turnout	60.5%
Valid votes	156,871	Rejected votes	9,712

Mir Balakh Sher Khan Mazari	84,443
Ashiq M. Khan Mazari	67,596
Karim Nawaz Khan Korai	2,622
Wali M. Khan Mazari	2,210

NA 127
Muzaffargarh 1

Registered voters	206,348		
Total votes polled	138,668	Turnout	67.2%
Valid votes	132,390	Rejected votes	6,278

Mian Zulfiqar Ali	51,630
M. Shabbir Malik	45,725
Syed Jamil Ahmad Hussain Bukhari	29,587
Amir Muhammad	3,567
Syed Farasat Abbas	1,881

NA 128
Muzaffargarh 2

Registered voters	211,509		
Total votes polled	128,955	Turnout	61.0%
Valid votes	123,096	Rejected votes	5,859

Ghulam M. Mujtaba Ghazi	60,098
Ahsan Karim Mian	55,596
Nazeer Ahmad	5,647
M. Asghar Mian	1,755

NA 129
Muzaffargarh 3

Registered voters	207,097		
Total votes polled	128,594	Turnout	62.1%
Valid votes	123,091	Rejected votes	5,503

Ghulam M. Murtaza	67,698
Mian Mehar Ahmad Gurmani	42,023
Dost M. Buzdar	13,370

NA 130
Layyah 1

Registered voters	142,836		
Total votes polled	92,745	Turnout	64.9%
Valid votes	88,892	Rejected votes	3,853

Ghulam Fareed Mirani	32,339
Niaz Ahmad Jhakkar	29,215
Mian M. Bashir	14,555
Fazal Hussain Summra	10,076
Mushtaq Ahmad Ishtiaq	2,707

NA 131
Layyah 2

Registered voters	132,452		
Total votes polled	78,676	Turnout	59.4%
Valid votes	75,285	Rejected votes	3,391

M. Jehangir Khan	28,095
Ahmad Ali	19,733
Rehmat Ali	16,233
M. Ali	4,040
M. Rafiq	2,848
Najam-ul-Hasan	2,485
Mehar Manzoor Hussain Summra	1,266
Sahabzada Sultan Khizar Hayat	585

Gul Hayat Institute

NA 132
Sahiwal 1

Registered voters	189,987		
Total votes polled	108,009	Turnout	56.9%
Valid votes	105,515	Rejected votes	2,494

M. Rafiq Safdar	33,566
Nauraiz Shakoor	31,066
M. Idrees	16,082
Mehmood Ahmad	11,207
M. Rafiq Kamiana	8,211
M. Hussain	2,444
Malik Sher Bhatti	1,375
Ali Ahmad	852
Sadar Abdul Aleem	712

NA 133
Sahiwal 2

Registered voters	181,489		
Total votes polled	108,405	Turnout	59.7%
Valid votes	104,240	Rejected votes	4,165

Rana Naeem Mehmood Khan	54,445
Tajuddin	42,704
Ch. Nazar Hussain Mansoor	4,195
Syed Masood-ul-Hassan Bukhari	2,896

NA 134
Sahiwal 3

Registered voters	191,760		
Total votes polled	123,375	Turnout	64.3%
Valid votes	119,865	Rejected votes	3,510

Rai Ahmad Nawaz	52,597
M. Iqbal Khan	47,004
Pervaiz Iftikhar Mamdot	9,718
Ch. M. Nawaz	7,648
Mushtaq Ahmad Makhan	2,898

NA 135
Sahiwal 4

Registered voters	195,284		
Total votes polled	123,150	Turnout	63.1%
Valid votes	116,697	Rejected votes	6,453

Mian Ghulam M. Ahmad Khan	62,236
Mian Ahmad Ali Baitu	50,240
Ali M. Sabir	4,221

NA 136
Sahiwal 5

Registered voters	179,572		
Total votes polled	114,154	Turnout	63.6%
Valid votes	109,593	Rejected votes	4,561

Shahid Saeed Khan	43,040
Abdul Waheed Khan	25,321
M. Iqbal Tikka	22,620
M. Nazir	18,612

NA 137
Okara 1

Registered voters	216,873		
Total votes polled	137,078	Turnout	63.2%
Valid votes	132,041	Rejected votes	5,037

Mian M. Zaman	64,889
Rao Farman Ali Khan	61,483
Ch. M. Shafi	5,346
Ch. Lal Khan	323

Gul Hayat Institute

NA 138
Okara 2

Registered voters	215,801		
Total votes polled	139,464	Turnout	64.6%
Valid votes	133,988	Rejected votes	5,476

Sajjad Haider	70,980
Rao M. Afzal Khan	45,380
M. Shafi	6,343
Syed Abdul Hasan Shah Gilani	4,062
Saeed-ur-Rehman Khan	3,766
Abbas Raza	3,457

NA 139
Okara 3

Registered voters	228,149		
Total votes polled	153,305	Turnout	67.2%
Valid votes	142,976	Rejected votes	10,329

Mian M. Yasin Khan	70,173
Mian Atta M. Khan Maneka	67,512
Dr. Qasim Ali Wattoo	4,318
Col. (R) Syed Safdar Hussain Shah	973

NA 140
Bahawalpur 1

Registered voters	176,364		
Total votes polled	98,140	Turnout	55.6%
Valid votes	93,538	Rejected votes	4,602

Shahzada Saeed-ur-Rashid Abbasi	57,122
Haji Haq Nawaz	15,212
Malik M. Ramzan	11,401
Syed Mujtaba Bukhari	5,873
Shabbir Ahmad Qureshi	3,930

NA 141
Bahawalpur 2

Registered voters	174,061		
Total votes polled	103,055	Turnout	59.2
Valid votes	98,767	Rejected votes	4,288

Ch. Mumtaz Ahmad Jajja	33,638
Ch. Hashmat Ali	30,747
Shams Madni	18,618
Raja Mukhtar Ali	10,725
Azizullah Sheikh	4,118
Abdul Majeed	921

NA 142
Bahawalpur 3

Registered voters	178,577		
Total votes polled	99,020	Turnout	55.4%
Valid votes	95,433	Rejected votes	3,587

Syed Tasneem Nawaz Gardezi	51,686
Aqeel-ur-Rehman	25,560
M. Mian Qureshi	15,918
Khan Moeenuddin Ahmad	1,768
Muadood-ul-Hasan Qureshi	501

NA 143
Bahawalpur-cum-Bahawalnagar

Registered voters	170,280		
Total votes polled	99,223	Turnout	58.3%
Valid votes	95,149	Rejected votes	4,074

Mian Noor Hassan	36,727
Abdul Hamid	27,026
Jamaluddin Yousaf Pasha	20,366
Naseer Ahmad	5,633
Syed Said Ali Shah	2,910
M. Nawaz Jajja	2,487

Gul Hayat Institute

NA 144
Bahawalnagar 1

Registered voters	178,987		
Total votes polled	102,095	Turnout	57.0%
Valid votes	97,215	Rejected votes	4,880

M. Ahmad Shah	42,415
Col. (R) Qamar-uz-Zaman	24,090
Akhtar Saeed Wattoo	22,691
M. Jehangir Chishti	8,019

NA 145
Bahawalnagar 2

Registered voters	167,681		
Total votes polled	99,373	Turnout	59.3%
Valid votes	94,536	Rejected votes	4,837

Mian Abdul Sattar	45,069
Mian Manzoor Ahmad Mohal	30,527
M. Afzal	10,778
Dr. M. Ismail	6,722
Ikramullah Khan	1,440

NA 146
Bahawalnagar 3

Registered voters	185,294		
Total votes polled	123,969	Turnout	66.9%
Valid votes	117,503	Rejected votes	6,466

Ch. Abdul Ghafoor	59,440
■ Nasim Akhtar	54,398
Ch. Munir Ahmad	2,024
Ch. M. Rafiq Gill	1,641

Ch. Abdul Ghafoor also won a Punjab Assembly seat, PP 229 Bahawalnagar 5, which he opted to retain. By-elections on the vacated NA 146 were held on May 19, 1985 and Mrs. Naseem Akhtar returned successful.

NA 147
Rahimyar Khan 1

Registered voters	209,959		
Total votes polled	128,152	Turnout	61.0%
Valid votes	120,504	Rejected votes	7,648

Syed Ahmad Alam Anwar	76,213
Hazrat Kh. Jamal M. Koreja	44,291

NA 148
Rahimyar Khan 2

Registered voters	192,820		
Total votes polled	116,163	Turnout	60.2%
Valid votes	111,525	Rejected votes	4,638

Haji M. Saifullah Khan	59,775
Sheikh Fayazuddin	44,858
M. Ilyas Hashmi	3,298
Syed Ghulam Abbas Shah	2,054
Allah Bakhsh	1,292
Moeenuddin Qureshi	248

NA 149
Rahimyar Khan 3

Registered voters	191,753		
Total votes polled	114,490	Turnout	59.7%
Valid votes	108,978	Rejected votes	5,512

Makhdoom Imaduddin	59,723
Zahid Hameed	44,977
■ Zahida Sultana	4,278

Gul Hayat Institute

NA 150
Rahimyar Khan 4

Registered voters	198,218		
Total votes polled	128,140	Turnout	64.6%
Valid votes	125,112	Rejected votes	3,028

Makhdumzada Syed Hassan Mehmood	65,268
Syed Saleh M. Shah	33,165
Bilal Israel Khan	21,641
M. Hanif	1,391
Syed Zahid Akbar	1,049
Rais Nasir Mehmood	796
Hafiz Abdul Sattar	578
M. Amin Bajwa	499
Sardar Rafiq Haider Khan Leghari	402
Sardar Sikandar Hayat Khan Leghari	323

Makhdumzada Syed Hassan Mehmood also won a Punjab Assembly seat, PP 239 Rahimyar Khan 8, which he opted to retain. By-elections on the vacated NA 150 were held on May 19, 1985 and Rais Shabbir Ahmad Khan returned successful.

NA 151 to 196: Sindh

NA 151
Sukkur 1

Registered voters	171,076		
Total votes polled	83,217	Turnout	48.6%
Valid votes	81,570	Rejected votes	1,647

Islamuddin Sheikh	44,118
Ali Hassan	32,434
Salahuddin Kashmiri	3,369
Nooruddin	647
M. Yaqoob Bandhani	356
Ghulam Ghous Ghazi	329
Abdul Wahab	317

NA 152
Sukkur 2

Registered voters	136,177		
Total votes polled	67,663	Turnout	49.7%
Valid votes	67,231	Rejected votes	432

Sadar Ghulam M. Khan Mehar	65,667
Khalid Ahmad	665
Ali Abbas Khan Dharejo	573
Naseer Ahmad Indher	326

NA 153
Sukkur 3

Registered voters	143,352		
Total votes polled	86,207	Turnout	60.1%
Valid votes	84,159	Rejected votes	2,048

Haji Noor M. Khan	56,235
Mian Abdul Haq alias Mitho	24,009
Rahim Bakhsh Khan	1,568
Nawab Khan	1,466
Ali Anwar Khan	881

Gul Hayat Institute

NA 154
Shikarpur 1

Registered voters	131,871		

Illahi Bakhsh Soomro	Uncontested

Only one nomination was filed on this seat.

NA 155
Shikarpur 2

Registered voters	108,059		
Total votes polled	62,755	Turnout	58.1%
Valid votes	61,066	Rejected votes	1,689

Atta M. Khan	50,014
Agha Sadaruddin Khan	11,052

NA 156
Jacobabad 1

Registered voters	176,734		
Total votes polled	104,180	Turnout	58.9%
Valid votes	101,734	Rejected votes	2,446

Mir Mehran Khan	73,728
Mir Hakim Ali	27,622
Sardar Mir Sunder Khan	384

NA 157
Jacobabad 2

Registered voters	181,711		
Total votes polled	96,413	Turnout	53.1%
Valid votes	93,908	Rejected votes	2,505

Rahim Bakhsh Soomro	61,687
Mir Darya Khan	31,034
Mir Bandeh Ali Khan	815
Fazal Haq Khan	372

NA 158
Nawabshah 1

Registered voters	175,993		
Total votes polled	112,923	Turnout	64.2%
Valid votes	110,657	Rejected votes	2,266

Syed Zafar Ali Shah	57,304
Syed Manzoor Hussain Shah	50,732
Syed Munawar Ali Shah	941
Syed Murad Ali Shah	803
Sheikh Bashir Ahmad	370
Syed Ghulam Ali Shah	299
Haji Ali Nawaz Dharej	208

NA 159
Nawabshah 2

Registered voters	143,532		
Total votes polled	73,499	Turnout	51.2%
Valid votes	72,247	Rejected votes	1,252

Dil Murad Jamali	43,051
Haji Rehmatullah	27,195
Ghazi Khan	780
Abdul Karim	750
Imam Ali	288
Bashir Ahmad	183

NA 160
Nawabshah 3

Registered voters	170,906		
Total votes polled	82,831	Turnout	48.5%
Valid votes	80,704	Rejected votes	2,127

Syed Ali Asghar Shah	34,140
M. Umar Dahri	26,239
Hakim Ali Zardari	15,305
M. Musahib Ali	5,020

Gul Hayat Institute

NA 161
Nawabshah 4

Registered voters	152,210

Syed Bashir Ahmad Shah	Uncontested

Five candidates filed nominations on this seat, four withdrew from the contest.

NA 162
Khairpur 1

Registered voters	219,004		
Total votes polled	128,458	Turnout	58.7%
Valid votes	125,896	Rejected votes	2,562

Syed Ali Gohar Shah	69,766
■ Gulzar Unner	51,315
Gul Muhammad	2,877
Zahid Hussain	1,938

NA 163
Khairpur 2

Registered voters	198,048		
Total votes polled	67,087	Turnout	33.9%
Valid votes	66,105	Rejected votes	982

Syed Abdul Razzaq Shah	29,497
Syed Mohyuddin alias Uddal Shah	16,203
Ashiq Hussain Kubar	8,303
Syed Amiruddin Shah	8,220
Syed Abbas Ali Shah	2,700
Shah M. Bhamban	678
Syed Sarkar Hussain Shah	241
Fateh Ali Malik	153
Naeem Ahmad Kharal	110

NA 164
Larkana 1

Registered voters	158,786		
Total votes polled	73,781	Turnout	46.5%
Valid votes	71,309	Rejected votes	2,472

Shah Muhammad	32,179
Abdul Ghafoor	28,092
Molvi Jan M. Abbasi	9,928
Haji Dur M. Khan	1,110

NA 165
Larkana 2

Registered voters	146,720

Ahmad Sultan Chandio	Uncontested

Three candidates filed nominations on this seat, two later withdrew.

NA 166
Larkana 3

Registered voters	168,615		
Total votes polled	42,695	Turnout	25.3%
Valid votes	41,739	Rejected votes	956

Mir Nadir Ali	40,557
Haji M. Amin	726
Manzoor Ali	456

NA 167
Hyderabad 1

Registered voters	121,383		
Total votes polled	33,387	Turnout	27.5%
Valid votes	32,468	Rejected votes	919

Shahabuddin Shah	19988
Manzoor Ahmad Memon	10875
Ghulam M. Abro	1605

Gul Hayat Institute

NA 168
Hyderabad 2

Registered voters	146,905		
Total votes polled	67,539	Turnout	46.0%
Valid votes	66,609	Rejected votes	930

Wasi Mazhar Nadvi	23,118
Hidayatullah	20,884
M. Umar Quershi	12,003
M. Ramzan Arain	4,478
Molana Syed M. Ali Rizvi	3,246
Molvi Abdul Haq	2,085
Ahad Yousaf	299
Abdur Rahim	282
M. Altaf Hussain	214

NA 169
Hyderabad 3

Registered voters	153,042		
Total votes polled	64,444	Turnout	42.1%
Valid votes	63,413	Rejected votes	1,031

Nawab M. Yamin	39,168
Mian M. Shoukat	20,075
Shaukat Ali	2,782
Abdur Rahim	979
Syed M. Saeed	257
Hazik Ali	152

NA 170
Hyderabad 4

Registered voters	132,932		
Total votes polled	54,972	Turnout	41.4%
Valid votes	54,046	Rejected votes	926

Mir Inayat Ali Talpur	50,219
Abdul Majeed Nizamani	1,525
Naseer M. Madhwani	926
Khalid Jan	781
Babu Abdul Ghafoor	595

NA 171
Hyderabad 5

Registered voters	139,912		
Total votes polled	71,696	Turnout	51.2%
Valid votes	69,566	Rejected votes	2,130

Qazi Abdul Majid Abid	34,455
Alhaj Mir Ali Ahmad Talpur	21,260
Maj. (R) Hanif Ahmad	10,659
■ Dr. Nasreen Maqbool	1,906
Pir Siddiq M. Shah	648
Qaimuddin	459
Haji M. Yaqoob Shoro	179

NA 172
Badin 1

Registered voters	127,834		
Total votes polled	55,736	Turnout	43.6%
Valid votes	54,578	Rejected votes	1,158

Haji Abdullah Halepoto	27,318
Ai Akbar Nizamani	25,677
Ch. M. Iqbal	773
M. Ahsan Cheema	465
Ashiq Hussain	254
Manzoor Ahmad	91

Gul Hayat Institute

NA 173
Badin 2

Registered voters	116,262		
Total votes polled	43,156	Turnout	37.1%
Valid votes	41,782	Rejected votes	1,374

Bashir Ahmad	25,305
Ghulam Ali Khan	16,477

NA 174
Tharparkar 1

Registered voters	149,256		
Total votes polled	95,827	Turnout	64.3%
Valid votes	94,152	Rejected votes	1,675

M. Bashir Khan	48,983
Syed Qurban Ali Shah	43,109
Ghulam Hussain Mari	1,096
M. Hayat Khan	556
Ghulam Hussain Sacharvi	408

NA 175
Tharparkar 2

Registered voters	125,590		
Total votes polled	71,923	Turnout	57.3%
Valid votes	70,351	Rejected votes	1,572

Khair Muhammad	51,731
M. Shafi	16,116
Mir Lutfullah Khan	2,504

NA 176
Tharparkar 3

Registered voters	130,577		
Total votes polled	91,827	Turnout	70.3%
Valid votes	89,419	Rejected votes	2,408

Arbab Amir Hassan	52,526
Ghulam Muhammad	36,893

NA 177
Dadu 1

Registered voters	140,053		
Total votes polled	71,868	Turnout	51.3%
Valid votes	69,986	Rejected votes	1,882

Pir Bakhsh Khaskheli	33,232
Pir Zaman Shah	32,164
Khuda Bakhsh	1,620
Allauddin	1,565
M. Salim Tahir	1,118
M. Umer	287

NA 178
Dadu 2

Registered voters	135,471		
Total votes polled	66,235	Turnout	48.9%
Valid votes	64,091	Rejected votes	2,144

Haji Khair M. Khan	34,153
Rais Alhaj M. Bakhsh Khan	29,938

NA 179
Dadu 3

Registered voters	146,823		
Total votes polled	82,202	Turnout	56.0%
Valid votes	80,030	Rejected votes	2,172

Abdul Hameed Khan	43,974
Pir Syed Abdul Ghaffar Shah	29,201
Ahmad Khan	5,413
M. Ashraf	868
Akhtar Ali	574

NA 180
Sanghar 1

Registered voters	157,908

M. Khan Junejo	Uncontested

Gul Hayat Institute

NA 181
Sanghar 2

Registered voters	176,360		
Total votes polled	80,706	Turnout	45.8%
Valid votes	79,414	Rejected votes	1,292

Haji Atta Muhammad	46,859
Abdul Sattar Ghori	31,246
Ghulam Rasool	1,020
Haji Pir Bakhsh Khan	289

NA 182
Thatta 1

Registered voters	122,292		
Total votes polled	63,737	Turnout	52.1%
Valid votes	62,184	Rejected votes	1,553

Haji M. Osman Khan Jalbani	29,866
Syed Qadir Dino Shah Sherazi	29,691
Karimdad Rind	2,627

NA 183
Thatta 2

Registered voters	114,119		
Total votes polled	61,644	Turnout	54.0%
Valid votes	59,684	Rejected votes	1,960

Ahmad Khan Memon	33,248
Memon Khan Malkani	26,436

NA 184
Karachi West 1

Registered voters	180,513		
Total votes polled	56,693	Turnout	31.4%
Valid votes	56,401	Rejected votes	292

Mir Nawaz Khan Marwat	10,820
Fida-ur-Rehman Darkhasti	9,846
Qadir Bakhsh	9,205
M. Aslam Khan Khattak	9,159
M. Shahid Itehadi	6,928
Mumtaz Hussain	4,973
M. Mubeen Baig	4,515
Khair M. Lasi	955

NA 185
Karachi West 2

Registered voters	180,684		
Total votes polled	63,679	Turnout	35.2%
Valid votes	63,248	Rejected votes	431

Shah Baleeghuddin	38,202
Mehmood Azam Farooqi	22,006
Alhaj Aftab Alam Qazilbash	1,027
Naseeruddin	853
Syed Jaleel Ahmad Kazmi	484
Molana Irshad-ul-Haq Thanvi	360
Afeef Hassan Alvi	316

NA 186
Karachi West 3

Registered voters	160,905		
Total votes polled	49,833	Turnout	31.0%
Valid votes	49,264	Rejected votes	569

Muzaffar Ahmad Hashmi	20,647
Syed Sadat Ali Qadri	18,015
M. Hussain Kapria	5,042
Sheikh Liaqat Hussain	5,001
Syed Intezar Hussain Zaidi	559

Gul Hayat Institute

NA 187
Karachi West 4

Registered voters	179,185		
Total votes polled	67,228	Turnout	37.5%
Valid votes	66,910	Rejected votes	318

M. Usman Ramz	23,961
Syed Saeed Hassan	19,944
Mufti Zafar Ali Nomani	13,192
Farooq Ahmad Saleem	3,868
Syed Kamal	2,678
Azad Bin Haider	2,096
Hasnuz Zaman Iqbal Chishti	475
Syed Mukhtar Ali Ajmeri	403
Asif Taufiq	209
M. Umer Khan	84

NA 188
Karachi West 5

Registered voters	189,860		
Total votes polled	49,301	Turnout	26.0%
Valid votes	48,797	Rejected votes	504

M. Afaq Khan	16,679
Syed Akbar Ali Pirzada	8,079
Dr. M. Shafi Boi Khan	6,107
Faizullah Azad	4,182
Sheikh M. Zaheeruddin Babar	3,887
Syed Aleemuddin Ahmad	3,378
■ Sarwar Sultana	3,139
Haider Ali Molji	1,193
M. Umer	707
Qaiser Jameel	546
Qazi Syed Hamid Hussain	286
Hafiz M. Taqi	279
M. Rizwan Akhtar	214
M. Zaki	121

NA 189
Karachi South 1

Registered voters	180,446		
Total votes polled	67,431	Turnout	37.4%
Valid votes	66,095	Rejected votes	1,336

Ghulam M. Chishti	30,507
Abdul Sattar	16,995
M. Asfandyar	10,917
Sher M. Baluch	5,249
Slam Mir Khan Niazi	2,427

NA 190
Karachi South 2

Registered voters	192,101		
Total votes polled	78,179	Turnout	40.7%
Valid votes	77,308	Rejected votes	871

Shah Turab-ul-Haq Qadri	43,138
M. Hussain	29,648
Haji Islamuddin	3,879
Shajjar Ali Hoti	347
Mustafa Khan	176
Mumtaz Hussain Shah	120

NA 191
Karachi South 3

Registered voters	169,738		
Total votes polled	48,917	Turnout	28.8%
Valid votes	48,917	Rejected votes	0

Sheikh Abdul Khaliq Allahwala	30,956
Mian M. Akhtar	14,612
Moinuddin	1,407
M. Saeed	952
Fetah Sher Khan	473
■ Khanum Gohar Ijaz	246
Sher Bahadur Khan Niazi	166
Kamaluddin	105

Gul Hayat Institute

NA 192
Karachi East 1

Registered voters	176,448		
Total votes polled	53,015	Turnout	30.0%
Valid votes	52,679	Rejected votes	336

Hanif Tayyab	21,127
Syed Mehmood Ahmad Madni	17,132
Tariq Syed	8,132
Mubeen-ul-Haq Siddiq	4,070
M. Yousaf Quershi	1,134
Akhtar Ahmad Khan	498
Mehmood-ul-Haq Qazi	303
Shahzada Alamgir	92
M. Hussain Gabol	89
Sheikh Zamir-ul-Haq	65
Mustafa R. Ahmad	37

NA 193
Karachi East 2

Registered voters	162,717		
Total votes polled	52,299	Turnout	32.1%
Valid votes	51,857	Rejected votes	442

Kunwar Qutabuddin Khan	24,248
Syed Munawar Hussain	20,726
Abdul Razzaq Rajwani	5,137
Hafiz Tajuddin Paracha	1,047
Fayaz Hussain Qazi	339
Maqbool Hussain Gohar	273
Abdul Rasheed	87

NA 194
Karachi East 3

Registered voters	116,790		
Total votes polled	49,151	Turnout	42.1%
Valid votes	48,541	Rejected votes	610

M. Usman Khan Noori	17,392
M. Shafi Malik	12,424
M. Wali Razi	10,573
Dr. A. G. Anjum	6,047
Khalid Ali Qazi	1,340
M. Amjad Hussain	282
M. Jamil Khan Ch.	281
M. Atiq Qureshi	140
M. Moghis Kh.	62

NA 195
Karachi East 4

Registered voters	175,014		
Total votes polled	45,177	Turnout	25.8%
Valid votes	44,541	Rejected votes	636

Zain Noorani	25,134
Saleemullah	17,516
Farakh Habib Afandi	1,059
Mirza Luqman Baig	351
Ali Bakhsh	198
Murad Bakhsh	166
M. Junaid	117

NA 196
Karachi East 5

Registered voters	141,625		
Total votes polled	61,343	Turnout	43.3
Valid votes	60,498	Rejected votes	845

Abdul Mustafa Al-Azhari	22,828
Syed Zakir Ali	13,185
M. Ramzan	10,104
Haji Faiz Muhammad	9,448
Kh. Sharf-ul-Islam	3,621
Hadi Bakhsh Memon	785
Ali Nawaz	458
Qamar-ul-Arfin Siddiqi	69

Gul Hayat Institute

NA 197 to 207: Balochistan

NA 197
Quetta-cum-Chagai

Registered voters	193,522		
Total votes polled	73,132	Turnout	37.8%
Valid votes	71,307	Rejected votes	1,825

Fateh Muhammad	25,933
Saeed Ahmad Hashmi	14,153
Dr. Atta-ur-Rehman	9,581
Abdul Rehman	4,338
Ashraf Ali	4,081
Sahabzada M. Khan	3,872
Suleman Khan	2,643
Baz M. Khan	2,247
Habibullah Khan	1,631
Khair M. Tajjak	1,178
Allah Bakhsh	820
Taj M. Khan Jamali	280
Sher Muhammad	207
Abdul Samad Khilji	130
Altaf Ahmad	121
Shabir Ahmad	92

NA 198
Pishin

Registered voters	134,185		
Total votes polled	52,979	Turnout	39.5%
Valid votes	52,938	Rejected votes	41

M. Qasim Khan	15,311
Ali Ahmad Khan	14,491
Amir Jan Malik	6,978
Aminullah Khan	6,148
Taj M. Agha	4,777
M. Agha Syed	3,473
Ghulam Farooq Haji	327
Khudai Mir Haji	322
M. Sarwar Khan	259
Dr. Taj Muhammad	221
Hazrat Ali Killa Abdullah	180
Khair M. Sardar	154
Mehmood Khan Malik	89
Para Din Khan	86
Hazrat Ali Karbala	71
Shah Jahan Malik	51

NA 199
Loralai

Registered voters	118,172		
Total votes polled	45,827	Turnout	38.8%
Valid votes	43,984	Rejected votes	1,843

Mir Haji Tareen	20,555
M. Tahir Khan Luni	20,024
M. Zaman Shah	1,693
M. Akbar Khan Tareen, Adv.	950
Hayat Khan Zakhpel	407
Jan M. Khan Assewat	218
Gul M. Khan Jogezai	137

NA 200
Zhob

Registered voters	95,348		
Total votes polled	34,413	Turnout	36.1%
Valid votes	33,126	Rejected votes	1,287

Wazir Ahmad Jogezai Sardar	23,585
Qutabuddin Sardar	9,161
Gohar Khan Haji	194
Zareef Khan Haji	186

Gul Hayat Institute

NA 201
Kachhi

Registered voters	113,736		
Total votes polled	54,105	Turnout	47.6%
Valid votes	52,537	Rejected votes	1,568

Taj M. Sardar Rind	34,876
Amir Shah Syed	16,942
M. Akram Wadera	445
Maqbool Ahmad Haji	274

NA 202
Sibi-cum-Kohlu-cum-Dera Bugti-cum-Ziarat

Registered voters	119,661		
Total votes polled	50,856	Turnout	42.5%
Valid votes	50,502	Rejected votes	354

Mir Ahmad Nawaz Khan	49,869
Malik Dad Muhammad s/o Malik Haji M. Aslam	378
Malik Dad Muhammad s/o Niamat	255

NA 203
Nasirabad

Registered voters	162,570

Zafarullah Khan Jamali	Uncontested

NA 204
Kalat-cum-Kharan

Registered voters	131,691		
Total votes polled	38,195	Turnout	29.0%
Valid votes	36,014	Rejected votes	2,181

Mohyuddin Baluch Prince	31,313
Fazal M. Mir	4,701

NA 205
Khuzdar

Registered voters	122,911

Mir M. Arif Jan M. Hassani	Uncontested

NA 206
Lasbela-cum-Gwadar

Registered voters	113,376		
Total votes polled	39,097	Turnout	34.5%
Valid votes	38,156	Rejected votes	941

Shahzada Jam M. Yousaf	37,033
M. Saleh	1,123

NA 207
Turbat-cum-Panjgur

Registered voters	112,773		
Total votes polled	35,209	Turnout	31.2%
Valid votes	32,845	Rejected votes	2,364

Molvi Abdul Haq	16,169
Mir Nasir Ali Dushti	9,073
Kahuda Jan Muhammad	7,603

Gul Hayat Institute

NA 208 to 217: Non-Muslim seats

The non-Muslim seats were divided among the four groups of non-Muslims, however electoral rolls for all the non-Muslims were joint. (The rolls were separated for the groups in the subsequent elections.) See 'Elections to non-Muslim seats' in the preceding narrative section.

Constituency: Entire Pakistan excluding FATAs

Number of non-Muslim registered voters

Pakistan		985,338
Khyber Pakhtunkhwa		11,543
NA 1	Peshawar-1	4,125
NA 2	Peshawar-2	190
NA 3	Peshawar-3	114
NA 4	Peshawar-4	134
NA 5	Peshawar-5	1,377
NA 6	Mardan-1	717
NA 7	Mardan-2	25
NA 8	Mardan-3	12
NA 9	Mardan-4	106
NA 10	Kohat	1,190
NA 11	Kohat-cum-Karak	7
NA 12	Abbottabad-1	468
NA 13	Abbottabad-2	37
NA 14	Abbottabad-3	120
NA 15	Mansehra-1	4
NA 16	Mansehra-2	36
NA 17	Mansehra-cum-Kohistan	86
NA 18	D.I.Khan	554
NA 19	Bannu-1	504
NA 20	Bannu-2	0
NA 21	Swat-1	141
NA 22	Swat-2	429
NA 23	Swat-3	44
NA 24	Chitral	971
NA 25	Malakanad Protected Area-cum-Dir	150
NA 26	Dir	2
NA 35	Federal Capital	2,385
Punjab		435,202
NA 36	Rawalpindi-1	160
NA 37	Rawalpindi-2	204
NA 38	Rawalpindi-3	4,250
NA 39	Rawalpindi-4	3,993
NA 40	Rawalpindi-5	2,022
NA 41	Attock-1	875
NA 42	Attock-2	152
NA 43	Attock-3	96
NA 44	Jhelum-1	1,710
NA 45	Jhelum-2	295
NA 46	Jhelum-3	73
NA 47	Gujrat-1	428
NA 48	Gujrat-2	1,408
NA 49	Gujrat-3	1,380
NA 50	Gujrat-4	291
NA 51	Gujrat-5	804
NA 52	Gujrat-6	616
NA 53	Khushab-1	744
NA 54	Khushab-2	2,157
NA 55	Sargodha-1	147
NA 56	Sargodha-2	7,160
NA 57	Sargodha-3	5,749
NA 58	Sargodha-4	1,493
NA 59	Sargodha-5	401
NA 60	Mianwali	686
NA 61	Mianwali-cum-Bhakkar	1,337
NA 62	Bhakkar	364
NA 63	Jhang-1	428

Gul Hayat Institute

NA 64	Jhang-2	43
NA 65	Jhang-3	312
NA 66	Jhang-4	64
NA 67	Jhang-5	1,024
NA 68	Faisalabad-1	8,609
NA 69	Faisalabad-2	4,902
NA 70	Faisalabad-3	5,506
NA 71	Faisalabad-4	5,032
NA 72	Faisalabad-5	3,142
NA 73	Faisalabad-6	4,656
NA 74	Faisalabad-7	7,057
NA 75	Faisalabad-8	1,422
NA 76	Faisalabad-9	6,909
NA 77	Faisalabad-10	1,525
NA 78	Toba Tek Singh-1	1,253
NA 79	Toba Tek Singh-2	3,859
NA 80	Toba Tek Singh-3	11,977
NA 81	Lahore-1	5,128
NA 82	Lahore-2	5,142
NA 83	Lahore-3	13,552
NA 84	Lahore-4	15,929
NA 85	Lahore-5	6,416
NA 86	Lahore-6	5,962
NA 87	Lahore-7	2,289
NA 88	Lahore-8	12,236
NA 89	Kasur-1	9,751
NA 90	Kasur-2	9,791
NA 91	Kasur-3	7,910
NA 92	Kasur-4	5,315
NA 93	Sheikhupura-1	11,941
NA 94	Sheikhupura-2	10,076
NA 95	Sheikhupura-3	11,393
NA 96	Sheikhupura-4	7,204
NA 97	Sheikhupura-5	5,851
NA 98	Gujranwala-1	8,283
NA 99	Gujranwala-2	1,721
NA 100	Gujranwala-3	3,403
NA 101	Gujranwala-4	11,270
NA 102	Gujranwala-5	11,369
NA 103	Gujranwala-6	9,721
NA 104	Sialkot-1	7,358
NA 105	Sialkot-2	6,868
NA 106	Sialkot-3	9,369
NA 107	Sialkot-4	10,903
NA 108	Sialkot-5	5,744
NA 109	Sialkot-6	13,161
NA 110	Sialkot-7	1,019
NA 111	Multan-1	249
NA 112	Multan-2	4,499
NA 113	Multan-3	6,258
NA 114	Multan-4	1,583
NA 115	Multan-5	574
NA 116	Multan-6	2,076
NA 117	Multan-7	1,076
NA 118	Multan-8	721
NA 119	Multan-9	107
NA 120	Multan-10	23
NA 121	Vehari-1	403
NA 122	Vehari-2	1,182
NA 123	Vehari-3	2,990
NA 124	D.G.Khan-1	85
NA 125	D.G.Khan-2	56
NA 126	Rajanpur	198
NA 127	Muzaffargarh-1	45
NA 128	Muzaffargarh-2	193
NA 129	Muzaffargarh-3	1,378
NA 130	Leiah-1	595
NA 131	Leiah-2	1,634
NA 132	Sahiwal-1	4,835
NA 133	Sahiwal-2	6,940
NA 134	Sahiwal-3	3,835
NA 135	Sahiwal-4	488
NA 136	Sahiwal-5	1,096
NA 137	Okara-1	6,663
NA 138	Okara-2	2,794
NA 139	Okara-3	416

Gul Hayat Institute

NA 140	Bahawalpur-1	1,552
NA 141	Bahawalpur-2	3,769
NA 142	Bahawalpur-3	1,845
NA 143	Bahawalpur-cum-Bahawalnager	825
NA 144	Bahawalnagar-1	535
NA 145	Bahawalnagar-2	440
NA 146	Bahawalnagar-3	1,034
NA 147	Rahimyar Khan-1	1,569
NA 148	Rahimyar Khan-2	2,895
NA 149	Rahimyar Khan-3	8,166
NA 150	Rahimyar Khan-4	6,790
Sindh		522,896
NA 151	Sukkur-1	4,880
NA 152	Sukkur-2	7,535
NA 153	Sukkur-3	9,691
NA 154	Shikarpur-1	2,748
NA 155	Shikarpur-2	1,017
NA 156	Jacobabad-1	6,087
NA 157	Jacobabad-2	4,482
NA 158	Nawabshah-1	1,823
NA 159	Nawabshah-2	1,020
NA 160	Nawabshah-3	4,441
NA 161	Nawabshah-4	2,140
NA 162	Khairpur-1	6,583
NA 163	Khairpur-2	3,093
NA 164	Larkana-1	2,889
NA 165	Larkana-2	960
NA 166	Larkana-3	2,199
NA 167	Haiderabad-1	9,156
NA 168	Haiderabad-2	8,197
NA 169	Haiderabad-3	3,763
NA 170	Haiderabad-4	28,274
NA 171	Haiderabad-5	17,611
NA 172	Badin-1	29,326
NA 173	Badin-2	10,797
NA 174	Tharparkar-1	43,077
NA 175	Tharparkar-2	83,152
NA 176	Tharparkar-3	102,293
NA 177	Dadu-1	4,085
NA 178	Dadu-2	516
NA 179	Dadu-3	670
NA 180	Sanghar-1	43,115
NA 181	Sanghar-2	17,014
NA 182	Thatta-1	2,029
NA 183	Thatta-2	2,155
NA 184	Karachi-1	4,456
NA 185	Karachi-2	2,633
NA 186	Karachi-3	2,043
NA 187	Karachi-4	191
NA 188	Karachi-5	885
NA 189	Karachi-6	5,479
NA 190	Karachi-7	7,202
NA 191	Karachi-8	17,955
NA 192	Karachi-9	5,256
NA 193	Karachi-10	5,122
NA 194	Karachi-11	2,522
NA 195	Karachi-12	1,415
NA 196	Karachi-13	919
Balochistan		13,312
NA 197	Quetta-cum-Chagai	4,355
NA 198	Pishin	107
NA 199	Loralai	257
NA 200	Zhob	150
NA 201	Kachhi	2,916
NA 202	Sibi-cum-Kohlu-cum-Dera Bugti	1,239
NA 203	Nasirabad	1,716
NA 204	Kalat-cum-Kharan	911
NA 205	Khuzdar	606
NA 206	Lasbela-cum-Gwadur	1,055
NA 207	Turbat-cum-Panjgur	0

Gul Hayat Institute

Results of four seats allocated to Christians

Successful Candidates	Votes polled
1: N.M. Khokhar	34,215
2: Emmanuel Zafar	28,294
3: Lt. Col. (R) W. Herbert	22,295
4: Capt. (R) Sanaullah	22,287
Unsuccessful Candidates	
Lt. Col. (R) J. Abel	14,568
H.L. Hayat	12,652
Mary	11,827
Michel Javed	8,270
Farid Masih Bhatti	7,659
Julian Calrence Deen	7,615
Sharif Asghar	6,644
Stephen P. Lal	4,399
Stephen Saleem	3,794
Francis X. Lobo	3,443
Iqbal Lal	3,292
Emmanuel	3,187
W. Shafiq Khan	2,173
C. Ayub Khan	2,121
Erie George Mall	1,890
Joseph John George	1,599
Aziz Hamdam	1,388
Aslam Ghori	1,266
Bashir Masih	1,201
Sikandar Masih	1,189
Francis Nazir Khokhar	703
Younis Sohan	391

Results of four seats allocated to Hindus and Scheduled casts

Successful Candidates	Votes polled
1: Seth Chiman Das	33,848
2: Gul Jee	27,271
3: Bagwan Das	26,511
4: Paro Mal	19,604
Unsuccessful Candidates	
Ranchore Das	17,060
Jetmal Singh	16,092
Pirbu Das	15,871
Lala Meher Lal Bheel	7,802
Arjun Jee	7,088
Thanwar Das	3,026
Jamna Das	2,767
Ram Chand	2,716
Nanji	2,662
Natha Lal	2,657
Neikzada Kamal Azam Punoo	2,503
Dayal Das	2,407
Hero	1,943
Sheron Kumar	1,812
Mohan Advani	1,731
Mohan Lal	1,661
Hindo	1,528
Partap Rai Kalra	1,108
Rehlu Mal	909
Mukhi Chatro Mal	839
Pritam Das	765
Asar Das	756
Girdari Lal Bhatia	536
Meroo Mal	487
Lekraj	468
Nanik	386
Mohan Monjiani	289
Dawarka Das	133

Gul Hayat Institute

Results of one seat allocated to Sikhs, Buddhists, Parsis and other non-Muslims

Successful Candidates	Votes polled
M.P. Bhandara	705
Unsuccessful Candidates	
B.D. Avari	657

Results of one seat allocated to Qadianis

As no Qadiani filed nominations for this seat, it was declared vacant and as per rules it was filled by a non-Muslim women elected by the electoral college comprising the non-Muslim members of the National Assembly.
Please, also see page ...

Successful Candidates
Lila Wanti
Unsuccessful Candidates
Elaine Paul
Ernestine Christaline Pinto

NA 218 to 237: Reserved seats for women

Punjab

Successful candidates
1: Sahibzadi Mehmooda Begum
2: Nisar Fatima Zahra
3: Begum Afser Riza Qizilbash
4: Begum Sarwari Sadiq
5: Begum Silvat Sher Ali Khan
6: Ishrat Ashraf
7: Khurshid Begum
8: Rehana Aleem Mashadi
9: Dr. Attiya Inayatullah
10: Dur-e-Shawar Mazari
11: Rafia Tariq
12: Farrukh Mukhtar

Unsuccessful candidates
Iftikhar Begum
Begum Amina Ghani Ghumman
Begum Salma Tassaduq Hussain
Alhaj Surrya Azim
Surriya Farman
Hamida Jabeen
Khushnudeh Hayat Khan
Razia Khalid
Rehana Hussain Mullick
Zeenat Khan
Sakina Begum Ch.
Samira Begum
Shafqat Shaheen
Shama Azam
Shamim Zahra Gardezi
Shahnaz Nawaz
Sabiha Shakil
Abida Mumtaz

Gul Hayat Institute

Amera Cheema
Atiqa Ghazanfar
Afifa Mamdot
Fatima Ch.
Musarat Naeem
Masuda Naqshbandi
Dr. Nuzhat Ikram
Nuzhat Sadiq
Nusrat Maqbool

Sindh

Successful candidates

1: Afroze Nazir Ahmad
2: Rashida Pasha Khuhro
3: Begum Salma Ahmad
4: Qamar-un-Nisa Qamar

Unsuccessful candidates

Begum Sarwari Irfanullah
Begum Mahmooda Sultana
Begum Mumtaz Rashdi
Rukhsana Anwar
Syeda Zahida Zaidi
Dr. Syeda Sultana Ibrahim
Shameem Kazmi
Noor-us-Saba Zafar

Khyber Pakhtunkhwa

Successful candidates

1: Kulsum Saifullah Khan
2: Bilqees Nasr-um-Minallah

Unsuccessful candidates

Begum Fakharuzzaman Khan
Shagufta Ajmal
Mehmooda Begum
Nadira Mohsin Ali Khan

Balochistan

Successful candidates

1: Begum Bilqees Shahbaz
2: Dr. Noor Jehan Panezai

Unsuccessful candidates

Surriya Allahdin

Gul Hayat Institute

SECTION 4

1988

Gul Hayat Institute

Important election related events (1985-1988)

Non-party government and restoration of constitution

Immediately after the holding of the non-party based general elections in 1985, General Zia substantially amended the Constitution through Revival of the Constitution of 1973 Order (RCO) on March 2, 1985. On March 10, he promulgated an order enforcing all but 27 Articles of the amended constitution. Elections to the Senate were held on March 12 and the General nominated Muhammad Khan Junejo as Prime Minister on 23 March, 1985 in exercise of the powers vested in him under Article 91(2). Junejo won a unanimous vote of confidence the next day. The new non-party parliament worked on an extensive amendment in the constitution validating all the changes made by the general since July 5, 1977. The President signed the Eighth Amendment on November 9, 1985 and Martial Law was lifted from the country on December 30, 1985. The amendment made almost all the changes that the General had introduced into the electoral process and the democratic system a part of the Constitution. This included the separate electorate and increased number of seats in the assemblies.

Revival of political parties

The ban imposed on political parties under Martial Law Regulation No 48 of October 16, 1979 had continued to remain in force under the Provisional Constitution Order 1981. With its repeal on December 30, 1985, the provisions of the Political Parties Act 1962 became operative. The following year, witnessed the revival of a number of political parties. A number of sitting members of the National Assembly revived Pakistan Muslim League and Prime Minister Junejo and many members of his cabinet joined it. Dr Sher Afgan Niazi filed a reference with the Speaker of National Assembly for disqualifying 37 members for joining a unregistered party that was against the rules set for the incumbent assembly. General Zia, however withdrew the ban through an ordinance on May 13, 1986 and almost everyone in the elected assemblies joined the new Muslim League. Prime Minister Junejo was installed as its President.

Benazir Bhutto returned to country on April 10, 1986 after more than two years in self exile. She was received by a massive crowd of hundreds of thousands of people at Lahore airport. She toured many other cities of Punjab in the following days and addressed a massive rally in Karachi on May 3. PPP launched on August 14, 1986 a protest campaign across the country for mid-term elections, which failed to arouse the nation.

Karachi, the traditional power bastion of religious party made known its new political stance during the year. Mohajir Qaumi Movement staged a massive rally at Nishtar Park on August 8, 1986 and laid down the case for Mohajirs as the fifth nationality of the country. In the following months, the metropolis witnessed a number of bloody incidents.

Four left wing parties; National Democratic

Gul Hayat Institute

Party, Awami Tehreek, Pakistan National Party and Pakistan Mazdoor Kisan Party; merged on July 26, 1986 to form Awami National Party. Khan Abdul Wali Khan was nominated the new party's president. ANP joined Movement for Restoration of Democracy (MRD) on August 2.
Benazir Bhutto, co-chairperson of the PPP, expelled senior party leader Ghulam Mustafa Jatoi from the party ranks on May 5, 1986 for siding with the military regime. Jatoi announced a new political party National People's Party on August 30 the same year.
Qazi Hussain was elected Amir of Jamaat-e-Islami on October 15, 1987.

Dismissal of government and the court case

President General Zia-ul-Haq dismissed the government of Prime Minister Muhammad Khan Junejo and dissolved the National Assemblies on May 29, 1988. He used powers granted to the President under Article 58 (2b) that was incorporated into the Constitution through the Eighth Amendment.
General Zia did not announce a caretaker prime minister after the dissolution. A new cabinet was, however, sworn in the same day and Aslam Khattak was nominated as a 'senior minister'. The President did not immediately announce to hold fresh elections within 120 days of the dissolution as provided in the constitution.
The Presidential act was challenged in the Lahore High Court that declared it unconstitutional on September 27 (after the death of the general) but declined to give any relief by ordering restoration of the assemblies and the dismissed government. The dismissed government however interpreted the decision differently, Muhammad Khan Junejo declared himself the Prime Minister and the speakers of the National and the Punjab assemblies summoned the houses on October 2 and 1 respectively. The Supreme Court suspended the decision of the Lahore High Court on September 30 but upheld it on October 5 while clarifying that the dissolved assemblies and the dismissed government would not be restored.

Death of Zia and announcement of elections

Addressing the nation on July 20, 1988, the General had announced that the elections will be held on November 16, 1988. He died in a plan crash on August 17 the same year along with a number of other high military officers. Ghulam Ishaq Khan, the chairman of the Senate, took over as acting President as provided in the constitution. He immediately appointed the Vice Chief of Army Staff General Mirza Aslam Beg as the COAS. While the new chief publicly assured that the army would not interfere with the political process anymore, the acting President announced that the elections would be held on the date announced earlier.
General elections to the National Assembly were held on November 16, 1988 and to the provincial assemblies on November 19. The 1973 Constitution in its amended form provided the legal framework for these elections.

Sujh Hayat Institute

Monograph

1988 General Elections

Election Commission

The end of Martial Law on December 30, 1985 repealed the Laws (Continuance in Force) Order 1977, Provisional Constitutional Order 1981, Election Commission Order 1977 and Election Commission (Reconstitution) Order 1980. The repeal resulted in the reversal of the constitution of the Election Commission. The EC now again was to comprise the Chief Election Commissioner as its chair-person and two judges of the high court. Under Article 218 of the Constitution, the President constituted on January 19, 1986, an Election Commission consisting of:

Justice SA Nusrat, Acting Chief Election Commissioner

Justice Rafiq Tarar, Judge Lahore High Court

Justice Ally Madad Shah, Judge Sindh High Court

Justice Ally Madad retired as judge and was replaced by Justice Abdul Razzak Thaheem of Sindh High Court with effect from December 7, 1987.

Electoral rolls

Electoral rolls used in the 1985 general elections were originally prepared in 1978-79 and updated in 1982-83 through an 'annual' exercise besides routine updating under section 18. Following the President's directives of July 29, 1985, the Election Commission set up the machinery for a new house-to-house voter enumeration exercise.

Following the pattern of general elections 1985, a new slot of District Registration Officers was inserted into the registration hierarchy and Deputy Commissioners (Political Agents in FATA) were appointed to these posts in each district. District Registration Officers were not required to perform any legal function under the laws but held superior charge over the Registration Officers. The Election Officers and Assistant Election Commissioners in each district were appointed as Assistant District Registration Officers to perform the relevant administrative work and to also work as Staff Officers of the District Registration Officers.

The new layer of district level officers worked along with the traditional one that worked at the smaller, constituency level. The Registration Officers were appointed from amongst the Additional Deputy Commissioners, Additional District Magistrates, Assistant Commissioners, Extra Assistant Commissioners are officers of equivalent status. The Assistant Registration Officers were drawn from Tehsildars, Mukhtiarkars, Assistant Education Officers, Headmasters of high schools etc. The appointment of Revising

Gul Hayat Institute

Authorities was made from amongst the judicial officers. School teachers, patwaris and junior employees of various departments served as the Enumerators.

The task of house-to-house enumeration was performed by 309 Registration Officers, 1,028 Assistant Registration Officers, 288 Revising Authorities, 12,999 Supervisors and 37,841 Enumerators. The field exercise started on March 31, 1986 and was scheduled to continue until June 30 that was later extended to July 31.

Draft rolls were published on September 10, 1986 and displayed at around sixty thousand places for public inspection.

Number of voters in February 1985 was registered as 34,396,661. The draft rolls put it at 48,009,545 representing an increase of 39.6 percent.

The Commission received a number of complaints about over and under registration. Besides pursuing the routine procedure of inviting claims and objections, the Commission held special inquiries into irregularities. As a result, the draft rolls of Batagram tehsil of Mansehra and Duki-Sanjawi sub-division of Loralai district were scrapped as a whole and fresh rolls were ordered to be prepared. In addition, enrollment of 8,322 eligible voters and removal of names of 148,648 ineligible persons from the rolls of various areas were ordered directly by the Chief Election Commissioner. The highest number of ineligible persons removed from the electoral rolls was 51,458 in Kachhi district and 49,763 in Jacobabad district.

The Commission received 666,287 claims and objections to the draft rolls through the regular legal channel; almost half of these were claims for addition and half objections for deletion. The 291 Revising Authorities adjudicating on these accepted almost half of both of these and rejected the rest. The final electoral rolls were published by the Commission on October 8, 1987 and gave the following figures:

	Muslim and non-Muslim
Khyber Pakhtunkhwa	5,938,676
FATA	31,261
Federal Capital	189,196
Punjab	28,850,735
Sindh	10,530,893
Balochistan	2,360,356
Total	47,869,856

(October 1987)

The 1973 Constitution was restored on December 30, 1985. The voter age provided in Article 51 and 106 was changed from 18 years and above to 21 years and above through the Presidential Order of March 2, 1985. The Electoral Rolls Act 1974 however still provided the voter age as 18 and above. The Electoral Rolls (Amendment) Act (No III of 1987) replaced the word

Gul Hayat Institute

ober 8, 1988
idates:
er 9-15, 1988
ion:
16-17, 1988
awals:
ber 18, 1988
f appeals:
ber 18, 1988
ns on appeals:
ber 20, 1988
tes:
ber 22, 1988
ber 16, 1988
assemblies was
9.

88

"eighteen" occurring in section 6(2) with the word "twenty-one". The voter age limit for the general elections 1970 was 21 years and above. The new Constitution however lowered it to 18 years but that was to take effect from the second general elections under the constitution. The 1977 elections were the first and thus the voter age limit stayed the same 21 years. The Constitution was amended before the second general elections, held in 1985, retaining the age limit at 21 years.

The EC decided against inclusion of ID card number of the registered voters in the rolls fearing it would complicate the task and raise the chances of errors in entries. The criteria remained as prescribe in Electoral Rolls Act of 1974 that a Pakistani national of 21 years of age residing in an electoral area and not declared by a competent court of unsound mind shall be registered as a legible voter.

The earlier electoral rolls for the non-Muslims did not enlist voters of different religions separately. The non-Muslim seats however were distributed among different religions. There was likelihood that a voter belonging to one non-Muslim community might cast vote to a candidate of a religion other than his/her own. To correct this anomaly, the new electoral rolls registered non-Muslim voters in four separate categories and used four differently colored papers in the final published rolls.

Following was the religion wise voter figures along with the color code:

Muslims	46,509,992	White
Christians	657,759	Pink
Hindus and Scheduled Casts	694,330	Blue
Sikhs, Buddhists, Parsis and other non-Muslims	5,216	Yellow
Qadianis/Ahmedis	2,559	Green
Total	47,869,856	

(October 1987)

Delimitation of constituencies

According to the Constitution (Article 51 (3)), the Election Commission shall delimit the electoral constituencies on the basis of the population data provided in the last preceding census. As discussed in the previous section, General Elections 1985, the Delimitation of Constituencies Act 1974 was amended by the President so that the population data of the 1972 Census, instead of the 1981 Census, was used for

Gul Hayat Institute

the purpose. This conflict in the provisions of the Constitution and the Act blocked the EC from pursuing the task.

The President through promulgation of the Delimitation of Constituencies Ordinance on July 20, 1988 resolved the conflict. It redefined population as in the last preceding census. It also added a section calling for re-allocation of seats (among and within provinces and areas) on the basis of population. The Schedule annexed to the previous Order defining delimitation of the seven seats added to the National Assembly in 1984 was also omitted.

The Parliament had been dissolved in May 1988 and fresh elections were called for in November, the EC thus had hardly two months for the job that according to its Report requires a period of sixteen to eighteen months.

1981 census registered a total population of 84,253,644 which meant that a population block of 407,022 persons shall be allocated one of the 207 general Muslim seats. The basic unit of this population block is patwar circle in case of rural areas and a municipal ward in urban areas. It means that to define a constituency enough patwar circles or municipal wards or a combination of both have to be clubbed together so that the total population equals the quota figure. Another consideration in the process is that the constituencies should not overlap the district boundaries too much so that the administrative unit and the political units remain coherent. The EC generally allocated whole number of seats to the districts. As the districts' populations are not exact multiples of the quota figure, the EC used the rounding off rules. This meant that a district with a population 1.4 times or less of the quota (407,022) was allocated one seat while another with a population 1.6 times the quota was allocated two. In four cases the excess population of two adjoining districts were allocated one joint seat. These were Sargodha and Khushab; Multan and Khanewal; Dir and Malakand; and Dera Ghazi Khan and Rajanpur.

The re-allocation resulted in reduction of the FATA seats from 8 to 5. The seats of Punjab, Sindh and Khyber Pakhtunkhwa rose by one each. The EC prepared and published the preliminary delimitation proposals accordingly and invited objections/suggestions by September 1, 1988. The Commission received a total of 665 representations and announced a schedule for public hearing of these starting from September 12 and concluding on 27th of the same month.

While the process had just begun, the Acting President promulgated two Ordinances on September 13. This again fixed 1972 Census as the basis for allocation of seats but only in case of FATA. In practical terms, it meant that the seat allocation within the provinces would remain the same (Khyber Pakhtunkhwa 26, FATA 8, Capital 1, Punjab 115, Sindh 46 and Balochistan 11) and the delimitation exercise could only reflect demographic changes, as noted in the 1981 census, only within a province. The EC was now left with no time to work out a quota figure for each province separately and go back to the drafting table to redo the entire exercise. It instead made the following revisions in its already announced preliminary delimitation and published the same the next day, September 14.

Dera Ismail Khan district was awarded two seats in the new delimitation in lieu of its share of 1.56 seats calculated on the basis of 1981 population. It was revised downward to one seat now.

Dera Ghazi Khan and Rajanpur districts were given two seats each for their calculated share of 2.32 and 1.57 seats respec-

Gul Hayat Institute

tively. In the revised list both districts got one independent seat and one shared between them. (Total three for a calculated share of 3.89)
Tharparkar district's calculated share was 3.69 seats and the district thus was awarded four seats which was now revised downward to three.
The EC completed the review process on September 27 and published the final list of constituencies on October 1, 1988.

Return of political parties in elections

General Zia had amended the Political Parties Act 1962 substantially on August 30, 1979 and the new Rules notified on September 3, 1979 laid down stringent conditions for the parties to take part in elections.
The rules made it mandatory for the parties to register themselves with the Election Commission, hold party elections at every level annually and submit their accounts for audit to the Commission. It also said that 'a party's registration might be cancelled if it acted in any manner prejudicial to the ideology of Pakistan, the maintenance of public order or the integrity or independence of judiciary or had disaffection against the Armed Forces'. It created lot of space for the EC to refuse registration to any party as the conditions were amenable to wide interpretation.
Pakistan People's Party and the opposition Pakistan National Alliance (PNA) decided to boycott the registration process. 63 political parties applied for the registration by the prescribed date of September 10, 1979 and submitted their accounts for audit. The commission ordered registration of 16 of these parties on October 2. These included Jamaat-e-Islami, Jamiat Ulema-e-Pakistan, Tehreek-e-Istaqlal and two factions of the Muslim League. As some of these were still formal part of the PNA, the other parties in the alliance grudged their decision of accepting the registration process.
Further amendments to the Act were affected after a few days following a meeting between General Zia and Mufti Mehmood of JUI who headed the PNA.
The changes made it possible for the remaining parties of the Alliance to participate in the election if they satisfied the EC by replying to a questionnaire. These parties had submitted their accounts earlier but had not applied for registration by the due date. The process further registered five parties for the elections (scheduled for November, 1979) that included Jamiat Ulema-e-Islam, Muslim League (Pagara) and Markazi Jamiat Ahl-e-Hadees.
The process of registration, however, remained futile as elections were postponed indefinitely. Martial Law Regulation No 48 of October 16, 1979 imposed ban on activities of political parties as well. The ban was maintained in the Provisional Constitution Order of March 24, 1981.
Following the non-party elections of 1985, the Constitution was restored on December 30, 1985 after legitimizing the changes incorporated in it since the imposition of Martial Law through the Eighth Constitutional Amendment. Political Parties Act 1962 thus became operative in its amended form and the Election Commission again started the process of registration of political parties.
53 political parties applied for registration between January 1986 and January 1987. The Commission registered 28 of them.
After dismissing the Junejo government and dissolving the parliament, General Zia announced that the next elections would also be held on non-party basis.
Benazir Bhutto, co-chairperson of the PPP, challenged the process of registration and

Gul Hayat Institute

the amendments made in the Political Parties Act 1962 in the Supreme Court through Constitutional Petition No 2-R of 1987. She held that the provisions were unconstitutional and violative of the fundamental right of freedom of association. The court after long deliberations accepted the petition and struck down the provisions regarding registration of parties on June 20, 1988. The court in its decision said that the provisions regarding the participation of political parties in the election were discriminatory, the object of some being to allow certain parties in the former PNA to participate in the elections indirectly, though they had not applied for registration directly.

The decision also said that the amendments made in the Political Parties Act between July 5, 1977 and November 11, 1985, though validated under the Eighth Amendment had the status of the ordinary law and could be struck down as unconstitutional if found violative of the fundamental rights under the constitution.

The judgment indicated that the 1988 elections will be held on party basis but General Zia kept on insisting that the Parliament will remain a non-party house. He last reiterated his resolve on August 13, 1988. Four days later, he was killed in an air crash and the PPP challenged the non-party elections in the Supreme Court. On 16th September, the government finally announced that the coming elections will be held on party basis.

But a number of electoral rules had by now been changed to suit non-party individuals rather than political parties. For example, the new rules asked the Returning Officers to allot election systems to the contesting candidates by drawing of lots from a prescribed list of symbols. There was no provision for allocation of one symbol to all the contesting candidates of one party.

Benazir Bhutto challenged these provisions before the Supreme Court through a Constitutional Petition No 2-R of 1988 as violative of the fundamental right of association. The court in its October 2, 1988 judgment accepted the petition and declared the relevant provisions violative of the fundamental right as they fail to recognize the existence and participation of political parties in the process of elections. The court also declared unequivocally that every political party shall be eligible to participate in the elections to every seat in the National and the Provincial Assemblies scheduled to be held on November 16, 1988.

This judgment reversed the electoral system back to the party based one completely. Pursuant to the verdict of the Supreme Court, the election symbols related provisions of the law were amended on October 4, 1988.

Nine-party electoral alliance

Nine political parties announced an electoral alliance on October 6, 1988. The alliance fielded joint candidates against the PPP on almost all seats. Except for Jamaat-e-Islami, the other mainstream religious parties, Jamiat Ulema-e-Islam (Fazal-ur-Rehman Group) and Jamiat Ulema-e-Pakistan (Noorani Group,) stayed away from the alliance. Similarly, except for NPP, the nationalist parties like Awami National Party (ANP), and Pakhtunkhwa Milli Awami Party also contested elections independently. MQM candidates participated in the elections as independents.

Islami Jamhoori Ittehad included the following parties:

1. Pakistan Muslim League
2. Jamaat-i-Islami Pakistan
3. National People's Party
4. Jamiat Ulema-e-Islam

Gul Hayat Institute

8	8	23	35	80	160
1	1	1	143	497	994
115	115	118	21,165	72,849	145,698
46	46	94	6,210	21,936	43,872
11	11	30	1,654	4,759	9,518
207	207	305	33,329	113,718	227,436

; ARO: Assistant Returning Officer; PrO: Presiding Officer;
siding Officer; PO: Polling Officer
every Polling Station and one APrO for each Polling Booth.
eputy Commissioners were appointed District Returning Officers of
icts.

5. Nizam-e-Mustafa Group
6. Markazi Jamiat-e-Ahl-e-Hadith (Lakhvi Group)
7. Jamiat-e-Mashaikh Pakistan
8. Azad group
9. Hizbullah Jihad

Identity cards for voting

The Representation of People Act 1976 section 33 was amended on October 4, 1988 (through the Ordinance No 14 of 1988) making it compulsory for the voters to produce their national identity cards for identification at the polling stations. Further amendment made by an ordinance (No 27 of 1988) dated November 7, 1988 affirmed that any person who refuses or fails to produce his/her identity card at a polling station will not be issued the ballot paper. The rule was declared void by the Lahore High Court the next day but the Supreme Court ruled in the favor of the identity card law on November 12, 1988. The casting of vote in the 1988 elections was for the first time conditioned with the production of the national identity card.

Judicial officers appointed election personnel

The election staff in 1988 was drawn from the judicial cadre instead of the earlier practice of appointing officers of executive cadre. The Election Commission notified the list of staff on October 6. The District and Sessions Judges were appointed as District Returning Officers and Additional District and Sessions Judges, Senior Civil Judges and Civil Judges were appointed as Returning Officers. Assistant Returning Officers were drawn from among Extra Assistant Commissioners, Tehsildars, Mukhtiarkars, Sub-Divisional Education Officers and Magistrates. The polling staff (Presiding Officers, Assistant Presiding

Ch. Hayat Institute

Officers and Polling Officers) came from the same cadres as in 1985.
Judicial officers were made incharge of the election process to make it more credible in people's eyes; the officers however were not as resourceful as those of the executive branch and may have found it practically difficult to discharge the assigned duties. A Presidential directive dated October 13 asked the Deputy Commissioners to extend fullest cooperation to the District Returning Officers. They were directed to provide the judicial officers the manpower, facilities and resources to undertake the various electoral chores like bulk-breaking of the election material received for the district.

Multi seat contestants

Article 223 of the Constitution of Pakistan says:
(1) No person shall, at the same time, be a member of,
(a) both Houses; or
(b) a House and a Provincial Assembly; or
(c) the Assemblies of two or more Provinces; or
(d) a House or a Provincial Assembly in respect of more than one seat.
(2) Nothing in clause (1) shall prevent a person from being a candidate for two or more seats at the same time, whether in the same body or in different bodies, but if he is elected to more than one seat he shall, within a period of thirty days after the declaration of the result for the last such seat, resign all but one of his seats, and if he does not so resign, all the seats to which he has been elected shall become vacant at the expiration of the said period of thirty days except the seat to which he has been elected last or, if he has been elected to more than one seat on the same day, the seat for election to which his nomination was filed last.
The 1985 bar against contesting on more than one seat in the National or in a Provincial Assembly was imposed by the General through Article 12 of Houses of Parliament and Provincial Assemblies (Election) Order as amended through Presidential Order (No 3) of January 12, 1985. After the restoration of Constitution this was not applicable in the 1990 elections.

Staggered polls

The President had on July 20, 1988 announced that the general elections will be held on November 16 and that the EC will announce the detailed schedule. It wasn't clear whether the elections to the national and provincial assemblies will be held on the same day or on separate dates. The Chief Election Commissioner announced on October 6 that the elections to the National Assembly will be held on November 16 and to the provincial assemblies on November 19.

Number of proposers

The Representation of People Act 1976 section 12 was amended through Ordinance No 14 dated October 4, 1988 that instead of 50 electors of the constituency, one elector could propose the name of a candidate for elections and another elector could second this nomination.

Election expenses

Sections 48 to 51 of the Representation of the People Act 1976 deal with the matters of expenses that a candidate can make on his/her election bid. They prescribe a limit and bind the contestants to submit the returns of expenses to the Election Commission within 30 days of the notifica-

Fair Trial Institute

1	2	3	4	5	6	7	8
226	2	0	1	223	78	15	130
104	2	0	3	99	10	8	81
19	0	0	0	19	5	2	12
865	9	1	0	857	257	68	532
495	13	3	1	484	120	38	326
150	0	0	0	150	50	14	86
1,859	26	4	5	1,832	520	145	1,167

1: Rejected **2**: Rejection overturned on appeal **3**: Acceptance over **4**: Validly nominated **5**: Withdrawn **6**: Retired **7**: Contesting **8**

Following is the party wise break-up of number of candidates:

PPP	179	NPP (K)	12	NDP	4	NML (M)	1
IJI	171	JUI (D)	8	PMKP	4	PML (F)	1
PAI	88	PMAI	8	PML (Q)	3	PML (MQ)	1
JUI (F)	39	PPIS	7	PQMA	3	PNDA	1
ANP	28	BNA	6	TIIP	2	WP	1
PNP	16	JAHP	5	ANP (A)	1		
TNFJ	15	PDP	5	HF	1		

tion of the final results. Failure to submit the returns of election expenses is an illegal practice under section 83 and exceeding the prescribed limit of expenses is a corrupt practice as laid down under section 78. Person found guilty of contravening these provisions are liable to be proceeded against in accordance with the provisions of section 96. Under these the Election Commission is required to to direct the Returning Officers to launch proceedings against the violators in appropriate court and conviction by a court may lead to the guilty person's disqualification by the CEC for a period not exceeding five years.

The Representation of People (Amendment) Ordinance (No 14) promulgated on October 4, 1988 raised the ceiling of election expenses in case of National Assembly from Rs 40,000 to Rs 500,000 and in case of provincial assemblies from Rs 25,000 to Rs 300,000.

As the election results were notified on November 26, the due date for the filing of the expense returns was December 26. The EC issued a press note on December 7 explaining the relevant legal provisions. However, the Representation of the People (Fourth Amendment) Ordinance promulgated on December 24, 1988 extended the date of submission from 30 days to four

Gul Hayat Institute

months after the notification of the final results. The new deadline fell on March 26, 1989. The details furnished by the Returning Officers after the expiry of the date showed that 296 (of the total 1,167) candidates failed to submit returns and another 19 submitted the same after the date. On October 3, 1989 the EC decided to initiate court proceedings against the defaulting candidates. The Representation of the People Act however was further amended through Ordinance No 14 on December 2, 1989 providing that the Federal Government may notify the time limit for submission of the expense returns for the election held in 1988 and 89. The government notified on December 14, 1989 that the limit is raised to 120 days from the publication of the notification - that is April 12, 1990. The assemblies elected in November 1988 were dissolved on August 6, 1990.

Uncontested winners

There were no uncontested winners in the general elections 1988.
Benazir Bhutto won elections from the three National Assembly seats including NA 189 Karachi (South) 1 which she later vacated. By-elections for the seat were scheduled for January 28. As no other candidate but Abdur Rahim Baloch of PPP filed nomination papers, he was declared elected uncontested.

Proceedings terminated

The election proceedings were terminated in two constituencies due to the death of a contesting candidate. Here are names of the constituencies and those of the deceased candidates:
NA 21 Swat 1 - Karim Bakhsh
NA 62 Faisalabad 4 - Muhammad Ilyas Bhutta
By-elections on the two seats, besides others, were held on January 28, 1989 and the names of the returned candidates were notified on February 4.

Election declared void and re-polling

Contest between Ayub Khan and Alamzeb Khan on NA 16 Mansehra 3 was close. The candidates secured 8,447 and 8,382 votes respectively. Alamzeb submitted an application to the EC alleging rigging at one of the polling stations. The report of the District Returning Officer confirmed malpractices and the EC declared the entire elections void and ordered repolling in the constituency. Alamzeb Khan approached Peshawar High Court praying that repolling at only one polling station where he had alleged rigging shall be ordered instead of the entire constituency. The High Court allowed the petition. Ayub Khan filed an appeal against it in the Supreme Court that set aside the High Court decision and restored the EC's earlier orders. Re-election was firstly scheduled for January 28 along with the by-elections in other constituencies but was later put off on account of inclement weather. The new scheduled was notified on April 2, 1989 and the re-election in the constituency was held on May 22, 1989. The name of the returned candidate, Ayub Khan, nominated by Islami Jamhoori Ittehad, was notified on May 29, 1989.

By-elections on vacated seats

Thirteen National Assembly seats were vacated by the elected members as they won on more than one seats of the National Assembly and/or a provincial assembly. By-elections on all these seats were held on January 28, 1989 and the names of the returned candidates were

Gul Hayat Institute

notified on February 4.
Winners of more than one seats who vacated a National Assembly seat:

- Aftab Ahmad Sherpao
NA 1 Peshawar 1 (Vacated)
PF 16 Charsadda 4 (Retained)
- Nusrat Bhutto
NA 24 Chitral (Vacated)
NA 164 Larkana 1 (Retained)
- Ch. M. Nazir Ahmad
NA 57 Faisalabad 1 (Vacated)
NA 61 Faisalabad 5 (Retained)
- Syeda Abida Hussain
NA 67 Jhang 2 (Vacated)
NA 68 Jhang 3 (Retained)
- Mian Nawaz Sharif
NA 88 Sialkot 4 (Vacated)
NA 95 Lahore 4 (Vacated)
PP 109 Sialkot 8 (Vacated)
PP 123 Lahore 8 (Retained)
- Benazir Bhutto
NA 94 Lahore 3 (Vacated)
NA 166 Larkana 3 (Vacated)
NA 189 Karachi (S) 1 (Retained)
- Ghulam Mustafa Khar
NA 137 Muzaffargarh 3 (Vacated)
NA 138 Muzaffargarh 4 (Vacated)
PP 214 Muzaffargarh 8 (Retained)
- Manzoor Ahmad Wattoo
NA 113 Okara 4 (Vacated)
PP 159 Okara 7 (Retained)
- Sardar Farooq Ahmad Khan
NA 133 D.G. Khan-cum-Rajanpur (Vacated)
PP 203 D.G. Khan 5 (Retained)
- M. Farooq Sattar
NA 190 Karachi (S) 2 (Vacated)
NA 192 Karachi (E) 1 (Retained)
- Mir Zafarullah Khan
NA 203 Jaffarabad-cum-Tamboo (Vacated)
PB 21 Jaffarabad 2 (Retained)

Elections to non-Muslim seats

The separate electorate system introduced by General Zia-ul-Haq on September 24, 1978 through an Order was followed for the first time in general elections 1985. The change was validated by the non-party parliament through the Eighth Amendment in the Constitution in November 1985. The same system and the rules thus were followed in the general elections 1988.
The electoral rolls for non-Muslims used in the 1985 elections did not list different non-Muslim groups separately yet the seats were allocated to specific religions. Christian and Hindu communities were awarded four seats each; Sikhs, Buddhists, Parsis and other non-Muslims were jointly given one and the last seat was given to Qadianis. As the rolls for all non-Muslims were joint, there was a possibility that a member of one non-Muslim community may cast his/her vote to a contestant belonging to a religion other than his/her. This anomaly was addressed in the 1988. The new rolls grouped the non-Muslim electors into four groups and each was distinguished in the electoral register by using a different color paper.
The total number of non-Muslim voters

	Non-Muslim voters				
Province/area	Christian	Hindu +	Parsi +	Qadiani	All
Khyber Pakhtunkhwa	10,953	1,945	1,763	50	14,711
Tribal areas	0	0	0	0	0
Islamabad	4,338	4	15	109	4,466
Punjab	559,000	37,833	314	2,063	599,210
Sindh	77,116	641,595	2,993	322	722,021
Balochistan	6,352	12,953	131	15	19,451
Pakistan	657,759	694,330	5,216	2,559	1,359,859

Gul Hayat Institute

stood at 1,367,798 on October 1, 1988.

Christians	660,751 (Pink pages in the voters register)
Hindus and Scheduled casts	698,693 (Blue pages)
Sikhs, Buddhists, Parsis and other non-Muslims	5,756 (Yellow pages)
Qadianis	2,598 (Green pages)

The electoral rolls of all five categories of voters, both male and female, of an electoral unit were grouped together in the form of a book. In cases where no voter of a particular category of the non-Muslims was registered in an electoral area, a certificate stating this fact was inserted in the register printed on the page of the prescribed color for that group.

Similarly, the ballot papers for each non-Muslim group were printed on papers of different colors. The entire country was one multi-member constituency for the non-Muslim seats. All polling stations of all the constituencies served this one non-Muslim constituency. Non-Muslim voters polled their marked ballots in the same ballot boxes as were being used for Muslim seats. Presiding Officers separated the non-Muslim votes at the time of the count by distinguishing these by the color of the ballot papers.

In all 78 non-Muslim candidates filed nomination papers for the 1988 elections, of which 8 withdrew within the prescribed time. There were 40 contestants on the four Hindu seats, 28 for the four allocated to Hindus and Scheduled Casts and two on the one seat allocated to all other non-Muslims except Qadianis.

Though a few Qadianis were registered as eligible voters none filed nomination. The same had happened in 1985, but a special clause introduced by General Zia had allowed the EC to fill the vacant seat by a non-Muslim woman elected by the electoral college comprising the other nine elected non-Muslim members. The rule was devoid of any legal authority in the 1988 elections. The EC thus referred the matter to the Ministry of Law, Justice and Parliamentary Affairs after the elections. The ministry responded saying that the Constitution does not provide for transfer of a reserved seat and there is no illegality if a reserved seat remains vacant in such circumstances. It, however, left it to the Commission whether or not to fill the seat through the process of by-election.

The Commission decided to hold by-election to fill the seat and scheduled the polling on September 23, 1989. Ten candidates filed nomination papers this time, three later withdrew. Anjuman-e-Ahmadiyya, Rabwah and Lahore wrote to the EC that the seat shall be declared vacant as any person elected on the seat will not represent the community. The EC ignored the request. For the seven contestants and a total of 2,797 voters, the Election Commission set up 48 polling stations at the district headquarter. The name of the returned candidate, Malik Bashiruddin Khalid, was notified on October 1, 1989.

The number of voters in four groups of the non-Muslim as on October 8, 1987 are given in the table.

Women voters

The number of female registered voters per 100 male voters rose in the new electoral rolls (as on October 8, 1987; Muslim voters only) to 86.9. That was 6 more than the ratio in February 1985 elections. The ratio increased most in Sindh (13.1 percentage points) and least in Punjab (2.0 percentage points). The increase in case of Pakhtunkhwa (11.2) and Balochistan (10.0) was also impressive.

Following are the province wise details as

Gul Hayat Institute

on October 8, 1987 (Muslim voters):

	Male	Female	F as % of M
Pakistan	23,337,916	20,285,278	86.9
Khyber Pakhtunkhwa	3,349,451	2,574,375	76.9
Tribal areas	34,403	0	0.0
Islamabad	100,132	84,598	84.5
Punjab	14,988,743	13,262,782	88.5
Sindh	3,639,189	3,248,616	89.3
Balochistan	1,225,998	1,114,907	90.9

Women contestants on general seats

Sixteen women candidates contested on 20 National Assembly seats. Begum Nusrat Bhutto and Syeda Abida Hussain contested on two seats each while Benazir Bhutto contested from three seats. These three women won all the seven seats they contested. No other woman candidate was successful. There were five candidates in Pakhtunkhwa, nine in Punjab, six in Sindh and none in Balochistan and the Federal Capital. PPP nominated its four women candidates on seven seats; Pakistan Awami Ittehad (PAI) awarded party tickets to women candidates on three seats and IJI and Pakistan National Party on one each. The rest seven candidates were independent including Abida Hussain contesting on two Jhang seats.

Election to seats reserved for women

As provided by the Constitution, 20 seats in the National Assembly were reserved for women and distributed among the provinces as following: Punjab 12, Sindh 4, Khyber Pakhtunkhwa 2, Balochistan 2. Elections to these were held on the basis of system of proportional representation by means of a single transferable vote by the electoral college consisting of persons elected to the National Assembly from that province.

The Commission notified the schedule for elections to these seats on November 26 setting the polling day as November 30, 1988. Twenty-eight women filed nomination papers for the 12 seats of Punjab, six later withdrew. In Khyber Pakhtunkhwa four filed nominations, one withdrew leaving three contestants on the province's two seats. Four women contested for the two seats in Balochistan.

In Sindh, five women filed nominations for the four seats; one withdrew resulting in the uncontested returns of all four in the province's share of four seats.

The names of the returned candidates were notified on November 30, 1988.

Expenditure of elections

The Election Report published by the Commission did not provide details of expenses incurred on conduct of general elections 1988. The Election Report for 1993 however cited the expenditure on previous elections for the purpose of comparison. It put the expenditures on 1988 general elections at Rs 313,057,593 or Rs 6.54 per registered voter.

Gul Hayat Institute

Names of contesting political parties, abbreviations used and their election symbols

1	Awami National Party	ANP	Lantern
2	Awami National Party (Ainee Grpup)	ANP (A)	Tonga
3	Balochistan National Alliance	BNA	Saw
4	Hazara Front (Mahaz-e-Hazara)	HF	Walking Stick
5	Islami Jamhoori Ittehad	IJI	Bicycle
6	Jamaat Ahl-e-Sunnat Pakistan	JASP	Turban
7	Jamiat-ul-Ulema-e-Islam (Fazal-ur-Rehman Group)	JUI (F)	Book
8	Jamiat-ul-Ulema-e-Pakistan (Darkhasti Group)	JUP (D)	Ladder
9	National Democratic Party	NDP	Flower vase
10	National Muslim League (Muhasba Group)	NML (M)	Spade
11	National People's Party (Khar Group)	NPP (K)	Candle
12	Pakistan Awami Ittehad	PAI	Tractor
13	Pakistan Democratic Party	PDP	Umbrella
14	Pakistan Milli Awami Ittehad (Pushtoonkhwa)	PMAI	Tree
15	Pakistan Mazdoor Kissan Party	PMKP	Radio
16	Pakistan Muslim League (Forward Block)	PML (F)	Inkpot with pen
17	Pakistan Muslim League (Malik Qasim Group)	PML (MQ)	Chair
18	Pakistan Muslim League (Qayoom Group)	PML (Q)	Scooter
19	Pakistan National Democratic Alliance	PNDA	Bus
20	Pakistan National Party	PNP	Axe
21	Punjabi Pakhtoon Ittehad Sindh	PPIS	Rickshaw
22	Pakistan People's Party	PPP	Arrow
23	Pakistan Qaumi Mahaz-e-Azadi	PQMA	Bulb
24	Tehreek-e-Inqalab-e-Islam Pakistan	TIIP	Helicopter
25	Tehreek-e-Nafaz-e-Fiqah-e-Jafaria	TNFJ	Takhti
26	Wattan Party	WP	Wheel

Gul Hayat Institute

Summary

1988 Election brief

Elections were called as General Zia dismissed the government of Muhammad Khan Junejo on May 29,1988. The General died in a plane crash on August 17 the same year. Chairman Senate Ghulam Ishaq Khan took over as Acting President and Gen Mirza Aslam Beg as Chief of the Army Staff.

General elections to the National Assembly were held on November 16, 1988 and to the Provincial Assemblies on November 19.

Supreme Court verdict on a petition filed by Benazir Bhutto of PPP made the elections party based.

Nine political parties united under the leadership of Nawaz Sharif to form Islami Jamhoori Ittehad (IJI) that jointly opposed the PPP candidates.

An amendment in the law made it mandatory for the voters to present their National Identity Card at the polling stations to be able to cast their ballot.

Judicial officers were appointed as Returning Officers instead of the members of the executive for the first time.

There was no bar on contesting from more than one constituency of the same assembly.

There was no national seat uncontested. Election proceeding in two constituencies were terminated due to death of candidates while election on another was declared void on account of irregularities.

Seat reserved for Ahmedis/Qadianis remained vacant as none filled nomination.

No. of candidates

Province	P	S	KP	B	Pk
PPP	111	43	16	8	179*
IJI	106	33	21	10	171*
JUI-F	9	12	10	8	39
PAI	61	17	7	2	88*
ANP	1	5	17	5	28
Others	46	25	8	23	105*
Ind.	264	211	63	42	677**
Total	598	346	142	98	1,287

* There was also one candidate each of PPP, IJI and PAI in capital and 3 candidates of other small parties

** There were 8 independent candidates in Capital and 88 in FATA

Turnout

Pakistan	
Polled votes (invalid votes)	Registered voters
42.7%	
20,013,698 (313,872)	46,277,105
Punjab	
48.4%	
13,164,822 (197,323)	28,151,996
Sindh	
42.4%	
4,186,776 (53,121)	9,878,825
Khyber Pakhtunkhwa	
33.9%	
1,916,297 (42,882)	5,649,204
Balochistan	
25.7%	
610,492 (17,960)	2,376,281
Non-Muslims (All Pakistan)	
33.2%	
456,692 (4,699)	1,367,306



Polled votes include invalid votes

Gul Hayat Institute

Party shares in seats

Province	P	S	KP	B	Pk
PPP	52	31	8	1	93*
UI	45	0	7	2	54
JUI-F	0	0	3	4	7
PAI	3	0	0	0	3
ANP	0	0	2	0	2
Others	2	0	1	2	5
Ind.	12	15	3	2	40**
Total	114	46	24	11	204

*PPP also secured one federal capital seat
**Independents include Senator SQ from Islamabad and Senator FATA

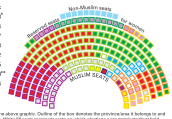

Each box represents one national seat in the above graphic. Outline of the box denotes the province/area it belongs to and fill color represents the party won this seat. White fill seats represent seats or which elections were terminated/not held.

Punjab seats Sindh Khyber Pakhtunkhwa Balochistan FATA Capital

Party shares in votes

PAKISTAN

PPP	7,546,561
UI	5,906,742
PAI	859,713
ANP	409,555
IND	3,818,645
Others	1,048,049
All	19,591,265

Results of following constituencies are not included:
NA 16 Manshera 3 Election postponed cast
NA 31 Swat 1, NA 42 Peshawar-cum-II Election proceedings terminated due to death of a candidate

PAKHTUNKHWA

UI	518,879
PPP	428,212
ANP	308,856
IND	300,934
Others	302,104
All	1,877,485

PUNJAB

PPP	5,118,602
UI	4,298,095
PAI	748,370
IND	2,518,041
Others	333,489
All	12,850,600

SINDH

PPP	1,503,870
UI	460,052
PAI	111,343
IND	1,476,661
Others	181,667
All	4,733,593

BALOCHISTAN

UI	164,777
JUI (F)	162,180
PAI	19,370
IND	195,888
Others	217,244
All	582,532

Gul Hayat Institute

NA 1 to 26: Khyber Pakhtunkhwa

NA1
Peshawar 1

Registered voters	226,170		
Total votes polled	86,236	Turnout	38.1%
Valid votes	84,766	Rejected votes	1,470

Aftab Ahmed Khan Sherpao	PPP	44,658
Ghulam Ahmad Bilour	ANP	35,947
M. Rafiq	IND	2,335
Said Anwar	IND	1,826

Aftab Ahmad Sherpao also won a Pakhtunkhwa Assembly seat, PF 16 Charsadda 4, which he retained. By-elections on the vacated NA 1 were held on January 28, 1989 and Haji Ghulam Ahmad Bilour of ANP returned successful.

NA 2
Peshawar 2

Registered voters	158,403		
Total votes polled	58,885	Turnout	37.2%
Valid votes	57,161	Rejected votes	1,724

Khan Bahadar Khan	PPP	24,444
Arbab Saif-ur-Rehman	ANP	19,402
Rafiq Ahmad Khalil	IND	10,377
Salim Jan Khalil	JUI (F)	1,080
M. Fayyaz Khalil	ANP (A)	1,018
Arbab M. Jehangir Khalil	IJI	840

NA 3
Peshawar 3

Registered voters	216,553		
Total votes polled	79,300	Turnout	36.6%
Valid votes	78,176	Rejected votes	1,124

Sardar Ali Khan	PPP	28,408
Abdul Latif	ANP	24,727
Pirzada Nabi Amin	IJI	23,798
Haji Noor Muhammad	IND	614
Arbab M. Zahir (Retired)	IND	385
Nisar Khan (Retired)	IND	244

NA 4
Peshawar 4

Registered voters	198,702		
Total votes polled	75,052	Turnout	37.8%
Valid votes	73,118	Rejected votes	1,934

Mian Muzaffar Shah	PPP	27,902
Ahrar Khattak	ANP	27,817
Molana Anwar-ul-Haq	IJI	16,439
Inayatullah Khan (Retired)	PAI	458
Dil Aram Khan (Retired)	IND	375
Nasrullah Khan (Retired)	IND	127

NA 5
Charsadda

Registered voters	338,681		
Total votes polled	104,055	Turnout	30.7%
Valid votes	102,013	Rejected votes	2,042

Khan Abdul Wali Khan	ANP	63,195
Ihsanullah Khan	IJI	34,431
M. Nasir	IND	2,253
Tariq Mehmood	IND	2,134

Gul Hayat Institute

NA 6
Mardan 1

Registered voters	225,943		
Total votes polled	79,657	Turnout	35.3%
Valid votes	78,229	Rejected votes	1,428

Haji M. Yaqoob	PPP	46,091
M. Azam Khan	ANP	32,138

NA 7
Mardan 2

Registered voters	243,573		
Total votes polled	83,043	Turnout	34.1%
Valid votes	81,439	Rejected votes	1,604

Haji M. Ahmad	JUI (F)	23,542
Haji Sarfaraz Khan	PPP	22,594
Molana Gohar Rehman	IJI	13,619
Haji M. Yousuf Khan	ANP	13,180
Misal Khan	IND	4,361
M. Azhar Khan	PMKP	2,946
Haji Abdur Rahman	IND	1,197

NA 8
Swabi

Registered voters	300,217		
Total votes polled	118,715	Turnout	39.5%
Valid votes	114,948	Rejected votes	3,767

Abdul Khaliq Khan	ANP	40,257
Molvi Hamdullah	IJI	36,959
H. Abdul Mastan	PPP	33,604
Dr. Iftikhar Ahmad	IND	2,294
Arshad Ali, Adv.	IND	1,834

NA 9
Kohat

Re-Election ordered by the Election Commission

Registered voters	316,611		
Total votes polled	84,716	Turnout	26.8%
Valid votes	83,352	Rejected votes	1,364

Molvi Niamatullah	IJI	30,554
S. Iftikhar Hussain Gilani	PPP	19,049
Feroz Khan	IND	14,473
Farooq Shah	ANP	10,952
S. M. Saqlain	IND	6,232
Kamil-ur-Rehman (Retired)	IND	1,216
Kazim Ali	IND	367
Sardar Khan	IND	351
Amjad Ali Khan (Retired)	IND	158

NA 10
Karak

Registered voters	162,675		
Total votes polled	52,652	Turnout	32.4%
Valid votes	52,083	Rejected votes	569

Molana Shaheed Ahmad	JUI (D)	26,411
M. Aslam Khan Khattak	IJI	19,767
M. Farooq	ANP	4,299
Raza Quli Khan	PAI	670
Bakht Bibi	IND	644
Sabir Badshah	IND	181
M. Yousuf Khattak	IND	111

NA 11
Abbottabad 1

Registered voters	241,372		
Total votes polled	91,627	Turnout	38.0%
Valid votes	88,804	Rejected votes	2,823

Farid M. Jadoon	IND	35,805
Malik Abdur Rauf	IJI	21,236

Gul Hayat Institute

Syed Sultan Ali	PPP	13,845
Air Marshal (R) M. Asghar Khan	PAI	10,891
Syed Amir Ali Shah	IND	4,225
Jamal Khan Abbasi	IND	1,932
Nawab Khan Jadoon	IND	870

NA 12
Abbottabad 2

Registered voters	247,186		
Total votes polled	83,201	Turnout	33.7%
Valid votes	80,659	Rejected votes	2,542

Sardar Haji Gul Khitab Khan	IJI	31,655
Haji Javaid Iqbal Abbasi	IND	24,629
Air Marshal (R) M. Asghar Khan	PAI	10,822
M. Aslam Khan	PPP	10,760
Col. Abdur Razzaq	HF	1,814
Sardar Hukam Dad Khan	IND	979

NA 13
Abbottabad 3

Registered voters	227,696		
Total votes polled	98,982	Turnout	43.5%
Valid votes	97,010	Rejected votes	1,972

Raja Sikandar Zaman Khan	IJI	60,128
■ Begum Bilqis Nasrum Minallah	PPP	25,066
Umar Asghar Khan	PAI	11,816

NA 14
Mansehra 1

Registered voters	230,381		
Total votes polled	81,485	Turnout	35.4%
Valid votes	79,462	Rejected votes	2,023

Syed Qasim Shah	IND	34,363
Syed Muzammil Shah	IND	26,642
Qazi Khalil Ahmad	JUI (D)	9,651
Gen. (R) M. Mumtaz Khan	PPP	8,211
Sardar Abdur Rehman Gujjar	JUI (F)	595

NA 15
Mansehra 2

Registered voters	213,631		
Total votes polled	58,386	Turnout	27.3%
Valid votes	56,985	Rejected votes	1,401

Nawabzada Salahuddin Saeed Khan	IND	20,868
Zarin Gul	IND	14,575
M. Hanif Khan	IJI	10,466
■ Fakhr-uz-Zaman	PAI	10,004
Ghulam Sumdani Khan	IND	497
Syed Chiraghuddin Shah	JUI (D)	343
Behram Khan	IND	232

NA 16
Mansehra 3

Elections in the constituency were declared void by the Election Commission. (See 'Election declared void and re-polling' in the preceding narrative section.) Re-polling was held on May 22, 1989. Following are the results of the re-polling:

Registered voters	75,859		
Total votes polled	32,426	Turnout	42.7%
Valid votes	31,382	Rejected votes	1,044

Haji M. Ayub Khan	IJI	11,294
Alamzeb Khan	JUI (F)	10,890
Sardar M. Yousuf	PPP	9,198

Gul Hayat Institute

NA 17
Kohistan

Registered voters	146,332		
Total votes polled	17,952	Turnout	12.3%
Valid votes	17,458	Rejected votes	494

Fazl-e-Haq	IJI	5,525
M. Siraj	ANP	3,814
Abdul Hanan	JUI (F)	3,336
Malik Said Ahmad	IND	2,518
Aurangzeb	IND	2,265

NA 18
Dera Ismail Khan

Registered voters	373,098		
Total votes polled	153,027	Turnout	41.0%
Valid votes	150,113	Rejected votes	2,914

Molana Fazal-ur-Rehman	JUI (F)	62,472
Fazal Karim Khan	IJI	35,370
S. Hassan Ali Kazmi	TNFJ	16,492
Umer Farooq	IND	15,248
Asmatullah	PAI	13,093
Haji Amanullah Khan	IND	6,600
Rab Nawaz Bhatti (Retired)	IND	838

NA 19
Bannu 1

Registered voters	196,727		
Total votes polled	57,328	Turnout	29.1%
Valid votes	56,351	Rejected votes	977

Molvi Ali Akbar	JUI (F)	19,094
Pir Syed Tahir Ali Shah	IJI	12,634
Latifullah Khan	IND	7,555
Irfanullah Khan	ANP	6,439
Alamgir Khan	IND	5,738
Khaliq Dad Khan	IND	1,836
Eng. Jahangir Khan	IND	1,749
Maj. Dr. Noor Ali Shah	IND	470
Attaullah Khan	IND	268
Aminullah Khan	IND	236
Akram Khan	IND	199
Sher M. Khan (Retired)	IND	133

NA 20
Bannu 2

Registered voters	215,345		
Total votes polled	76,563	Turnout	35.6%
Valid votes	75,417	Rejected votes	1,146

Anwar Saifullah	IJI	37,572
Molvi Ahmad Jan	JUI (F)	29,779
Habibullah Khan	IND	3,499
Abdul Majid Khan	ANP	3,073
Molana Hamidullah Jan (Retired)	IND	463
Saadullah Khan (Retired)	IND	431
Naseer M. Khan	IND	334
Marghoob Hassan Khan	IND	266

NA 21
Swat 1

Election proceedings were terminated due to death of a contesting candidate (Karim Bakhsh). Result of fresh proceedings held on January 28, 1989:

Registered voters	213,973		
Total votes polled	70,626	Turnout	33.0%
Valid votes	69,548	Rejected votes	1,078

Shahzada Amani Room	PPP	28,739
Obaid-ur-Rahman	JUI (F)	21,748
Mian Gul Aurangzeb	IJI	19,061

Gul Hayat Institute

NA 22
Swat 2

Registered voters	245,848		
Total votes polled	69,552	Turnout	28.3%
Valid votes	67,669	Rejected votes	1,883

Haji Fazl-e-Raziq	IJI	16,639
Nasrullah Khan	ANP	16,149
Said Rahimzada	IND	11,513
Molana Abdur Rahman	JUI (F)	8,834
M. Sohrab Khan	IND	7,105
Abdullah Khan	IND	5,985
Ahmad Kabir	IND	1,444

NA 23
Swat 3

Registered voters	259,079		
Total votes polled	79,262	Turnout	30.8%
Valid votes	77,155	Rejected votes	2,107

Mehboob-ur-Rahman	PPP	23,613
M. Afzal Khan	ANP	22,597
Shujaat Ali Khan	IJI	21,260
Molvi Abdur Rahman	JUI (F)	7,528
M. Ameen	IND	1,473
M. Sher Khan (Retired)	IND	684

NA 24
Chitral

Registered voters	116,400		
Total votes polled	60,228	Turnout	51.7%
Valid votes	58,373	Rejected votes	1,855

■ Begum Nusrat Bhutto	PPP	32,819
Shahzada Mohyuddin	IJI	23,405
■ Begum Sher Wali	IND	1,423
Mufti Noorullah	IND	726

Begum Nusrat Bhutto also won another National Assembly seat, NA 164 Larkana 1, which she retained.

By-elections on the vacated NA 24 were held on May 22, 1989 and Syed Abdul Ghafoor Shah of PPP returned successful.

NA 25
Dir

Registered voters	288,298		
Total votes polled	76,393	Turnout	26.5%
Valid votes	74,643	Rejected votes	1,750

Fatehullah	IJI	35,288
Najmuddin	PPP	28,974
M. Zahid	ANP	10,381

NA 26
Malakand Protected Area-cum-Dir

Registered voters	260,373		
Total votes polled	90,000	Turnout	34.6%
Valid votes	88,021	Rejected votes	1,979

M. Hanif Khan	PPP	39,174
Molana Inayat-ur-Rehman	IJI	23,294
Abdur Rehman Khan	ANP	14,467
Khalid Jan	JUI (F)	8,992
Amir Zaman Khan	PMAI	1,423
M. Shoaib Khan	IND	671

Gul Hayat Institute

NA 27 to 34: Federally Administered Tribal Areas (FATAs)

NA 27
Tribal Area 1
Mohmand Agency

Registered voters	9,333		
Total votes polled	7,202	Turnout	77.2%
Valid votes	6,930	Rejected votes	272

Qadar Gul	IND	3,198
Baroz	IND	3,192
Zareen	IND	256
M. Afzal	IND	65
Ismail Sher	IND	60
Abdullah Jan	IND	45
Syed Qahar	IND	36
Nadir	IND	28
Sultan Muhammad	IND	20
Syed Mehmood Jan	IND	17
Zahir Shah	IND	13

NA 28
Tribal Area 2
Kurram Agency

Registered voters	1,393		
Total votes polled	1,275	Turnout	91.5%
Valid votes	1,255	Rejected votes	20

Akhundzada M. Saeed Parachamkani	IND	630
Hussain Jan Tori	IND	550
Malik Umer Din Bangash	IND	33
Sultan Hassan Bangash	IND	10
Syed Gulab Hussain Tori	IND	9
Syed Asker Ali Shah Tori	IND	8
Haji Gul Akbar Alisherzai	IND	4
Younas Ali Tori	IND	4
Malik M. Zaman Bangash	IND	3
Haji Abdul Manan Bangash	IND	2
Haji Saleh Khan Ali Sherzai	IND	1
Mir Akbar Jan Otizai	IND	1
Haji Baz Gul Mangal	IND	0
Haji Hameed Khan Masozai	IND	0
Haji Khaista Jan Manatwal	IND	0
Haji Kh. M. Khan Masozai	IND	0

NA 29
Tribal Area 3
Orakzai Agency

Registered voters	8,592		
Total votes polled	6,206	Turnout	72.2%
Valid votes	6,024	Rejected votes	182

Ghazi Said Jamal	IND	2,744
Khial Shah	IND	1,474
Alim Hassan	IND	996
M. Afzal Hamid	IND	510
Lt. Col. (R) Amanullah Khan	IND	89
Haji Abdul Satar	IND	82
Haji Shams-ul-Haq	IND	58
Syed Abdul Abbas	IND	39
Mohsin Ali	IND	21
Syed Qasim	IND	11

NA 30
Tribal Area 4
North Waziristan Agency

Registered voters	1,441		
Total votes polled	1,107	Turnout	76.8%
Valid votes	1,087	Rejected votes	20

Malik Haji Nadir Khan	IND	485
Mamoor Khan	IND	313
Sarwar Jan	IND	170
Asmatullah	IND	74
Abdul Karim	IND	15

Gul Hayat Institute

Dost Muhammad	IND	14
Sultan Mahmood	IND	6
Abdul Latif	IND	4
Jan Muhammad	IND	3
Sherin Akbar	IND	2
Saifullah	IND	1

NA 31
Tribal Area 5
South Waziristan Agency

Registered voters	1,138		
Total votes polled	1,106	Turnout	97.2%
Valid votes	1,091	Rejected votes	15

Haji Sakhi Jan	IND	739
Malik Shahzad	IND	292
Sher Jan (Retired)	IND	37
Abdul Qayoom (Retired)	IND	11
Malik Sahib Jan (Retired)	IND	9
Lt. Col. (R) Gaideen Khan (Retired)	IND	3

NA 32
Tribal Area 6
Bajaur Agency

Registered voters	7,338		
Total votes polled	5,760	Turnout	78.5%
Valid votes	5,506	Rejected votes	254

Bismillah Khan	IND	1,506
Mehboob Jan	IND	1,181
Mian Shah Jahan	IND	958
M. Daud Khan	IND	840
M. Akbar	IND	435
Abdul Rauf Khan	IND	229
Khaista Gul	IND	159
Bashak Khan	IND	64
Alif Muhammad	IND	57
Gul Muhammad	IND	45
Ali Khan	IND	32

NA 33
Tribal Area 7
Khyber Agency

Registered voters	3,737		
Total votes polled	2,946	Turnout	78.8%
Valid votes	2,864	Rejected votes	82

Malik Waris Khan	IND	1,035
Malik Nadir Khan	IND	877
Haji Shah Jee	IND	811
Haji Hassan Shah	IND	27
Ali Akbar	IND	24
Mir Aslam	IND	22
Malik Shah Wali Khan	IND	19
Shahid Gul (Retierd)	IND	12
Haji Said Jan	IND	7
Khiali	IND	5
Qamar Din	IND	5
Haji Gul Muhammad	IND	4
Gul Islam	IND	4
M. Hashim (Retired)	IND	4
Jahanzeb	IND	3
Malik Hindustan	IND	3
Haji M. Gulab (Retired)	IND	1
Haji Wakeel Khan	IND	1

NA 34
Tribal Area 8
Tribal Areas of Peshawar, Kohat, Bannur, Dera Ismail Khan and Tank districts

Registered voters	1,431		
Total votes polled	1,148	Turnout	80.2%
Valid votes	1,147	Rejected votes	1

Malik Momin Khan	IND	521
Malik Noor Sher Khan	IND	471
Malik Roza Din	IND	126
Malik M. Khan	IND	27
Malik Gul Sharif Khan	IND	2

Gul Hayat Institute

NA 35: Federal Capital

NA 35
Islamabad

Registered voters	186,306		
Total votes polled	107,893	Turnout	57.9%
Valid votes	106,163	Rejected votes	1,730

Raja Pervaiz Khan	PPP	39,994
Haji M. Nawaz Khokhar	IND	23,551
Dr. Sarfraz Ahmad Mir	IJI	18,398
Syed Zafar Ali Shah	PAI	13,385
Admiral (R) Karamat Rehman Niazi	IND	4,751
Ch. Manzoor Hussain	JUI (D)	1,275
M. Siddiq Butt (Retired)	NPP (K)	1,102
Mukhtar Hussain	IND	906
Raja Abdul Rahim	IND	842
Al-Syed Ali Aqdas Naqvi	TNFJ	820
Marghoob Ali	IND	500
Mirza Murtaza Pooya (Retired)	IND	311
Zahid Hussain Abbasi	IND	241
Mian M. Aslam	IND	87

NA 36 to 150: Punjab

NA 36
Rawalpindi 1

Registered voters	260,985		
Total votes polled	137,608	Turnout	52.7%
Valid votes	135,531	Rejected votes	2,077

Shahid Khaqan Abbasi	IND	47,295
Raja M. Zafar-ul-Haq	IJI	45,075
Raja M. Anwar	PPP	42,971
Hony. Capt. M. Riaz	IND	190

NA 37
Rawalpindi 2

Registered voters	262,502		
Total votes polled	141,175	Turnout	53.8%
Valid votes	139,142	Rejected votes	2,033

Raja M. Zahir Khan	IJI	61,188
Abdul Aziz	IND	39,294
Brig. (R) M. Akram Khan	PPP	38,046
Raja Amir Akbar Khan (Retired)	IND	331
Raja Nadir Pervaiz Khan (Retired)	IND	283

NA 38
Rawalpindi 3

Registered voters	274,093		
Total votes polled	137,674	Turnout	50.2%
Valid votes	136,284	Rejected votes	1,390

Sheikh Rasheed Ahmad	IJI	73,052
Gen. (R) Tikka Khan	PPP	57,665
M. Rafi Butt	PAI	2,410
Raja Abid Hussain	IND	1,373
M. Mehboob Akbar Kiani	NPP (K)	1,033
Habib-ul-Wahab-ul-Khairi	IND	381
Malik M. Daud	JAHP	370

Gul Hayat Institute

NA 39
Rawalpindi 4

Registered voters	273,497		
Total votes polled	147,207	Turnout	53.8%
Valid votes	145,359	Rejected votes	1,848

Raja Shahid Zafar	PPP	60,701
M. Basharat Raja	IJI	44,719
Syed Riaz Hussain Shah	PAI	38,996
M. Fazal Bhatti	IND	381
Mushtaq Hussain Mughal	NML (M)	282
Mehmood-ur-Rehman Faisal	TIIP	280

NA 40
Rawalpindi 5

Registered voters	224,437		
Total votes polled	134,650	Turnout	60.0%
Valid votes	131,432	Rejected votes	3,218

Nisar Ali Khan	IJI	64,186
Habib Khan	PPP	57,878
M. Akram Shah	PAI	8,669
M. Kamal	IND	309
Aftab Ahmad	IND	240
M. Jaffar Khan	IND	150

NA 41
Attock 1

Registered voters	243,891		
Total votes polled	126,414	Turnout	51.8%
Valid votes	124,588	Rejected votes	1,826

Malik M. Aslam	PPP	47,676
Taj M. Khanzada	IJI	36,058
Sheikh Aftab Ahmad	PAI	28,832
M. Bahadar Khan	IND	8,572
Syed Ashiq Kalim	IND	2,661
Maqbool Illahi Siddiqi	IND	789

NA 42
Attock 2

Registered voters	281,546		
Total votes polled	162,751	Turnout	57.8%
Valid votes	159,375	Rejected votes	3,376

Amir M. Khan	PPP	67,729
Malik Allah Yar Khan	PAI	51,906
Malik Lal Khan	IJI	39,740

NA 43
Chakwal 1

Registered voters	268,478		
Total votes polled	143,768	Turnout	53.5%
Valid votes	142,294	Rejected votes	1,474

Lt. Gen. (R) Malik Abdul Majeed	IJI	61,621
Sardar M. Ashraf	PPP	52,997
Raja Munawar Ahmad	PAI	22,770
Maj. Gen (R) Tajammal Hussain Malik	TIIP	2,527
M. Nawaz Malik	IND	2,379

NA 44
Chakwal 2

Registered voters	259,182		
Total votes polled	139,251	Turnout	53.7%
Valid votes	136,890	Rejected votes	2,361

Sardar Mansoor Hayat Khan	IJI	75,928
Air Marshal (R) M. Noor Khan	PPP	60,962

Gul Hayat Institute

NA 45
Jhelum 1

Registered voters	208,047		
Total votes polled	120,581	Turnout	58.0%
Valid votes	119,169	Rejected votes	1,412

Raja M. Afzal Khan	IJI	49,041
Dr. Ghulam Hussain	IND	36,650
Ch. M. Altaf Hussain	PPP	28,263
Qari M. Yousuf Sialwi	IND	3,835
Abdul Wakil Butt	IND	869
Mirza M. Niwazish Ali Baig	IND	511

NA 46
Jhelum 2

Registered voters	215,990		
Total votes polled	102,625	Turnout	47.5%
Valid votes	100,776	Rejected votes	1,849

Nawabzada Iqbal Mehdi	IND	42,255
Dr. Ghulam Hussain	IND	40,733
Raja Mumtaz Ahmad Khan	PPP	8,474
Raja M. Afsar Khan	IND	5,771
Masood-ul-Hassan Bhatti	IND	3,071
Mirza Saeed Mehmood Baig Jhelumi (Retierd)	IND	472

NA 47
Sargodha 1

Registered voters	237,976		
Total votes polled	111,023	Turnout	46.7%
Valid votes	109,577	Rejected votes	1,446

Ehsan-ul-Haq Paracha	PPP	55,089
Mian Naseer Ahmad	IND	52,433
Ch. Abdul Sattar Chichi	IJI	1,515
Amjad Ali Noon (Retired)	IND	540

NA 48
Sargodha 2

Registered voters	252,758		
Total votes polled	108,980	Turnout	43.1%
Valid votes	107,589	Rejected votes	1,391

Ch. Qadir Bakhsh	PPP	44,651
Nazir Ahmad	IND	31,677
Sagheer Sultan Anwar Cheema	IJI	27,459
Hassan Ashraf (Retired)	PNP	1,736
M. Khan	IND	1,599
Mukhtar Ahmad (Retired)	IND	467

NA 49
Sargodha 3

Registered voters	246,728		
Total votes polled	127,136	Turnout	51.5%
Valid votes	125,591	Rejected votes	1,545

Haji M. Javaid Iqbal Cheema	IJI	65,210
Mumtaz Ahmad Kahloon	PPP	57,351
Rao Javaid Ahmad	JUI (F)	1,391
Attaullah Bajwa	IND	701
Haji M. Aslam (Retired)	IND	601
M. Jamil Akhtar (Retired)	IND	337

NA 50
Sargodha 4

Registered voters	255,731		
Total votes polled	132,199	Turnout	51.7%
Valid votes	130,362	Rejected votes	1,837

Ch. Anwar Ali Cheema	IJI	71,264
Ch. Farukh Javaid Ghumman	PPP	45,763
Syed Nusrat Ali Shah	IND	8,353
Rai M. Punnah	NPP (K)	3,830
Khalid Amir Khan	IND	849
Haji M. Yunus	JUI (F)	303

Gul Hayat Institute

NA 51
Sargodha-cum-Khushab

Registered voters	300,417		
Total votes polled	137,222	Turnout	45.7%
Valid votes	135,029	Rejected votes	2,193

Malik M. Naeem Khan	IJI	81,522
Malik Mian Sultan Awan	PPP	47,906
Brig. Malik M. Akbar Khan	IND	3,879
Malik M. Shahadat	IND	1,048
Haji M. Abdullah (Retired)	IND	463
Mian Aziz-ul-Haq Qureshi	IND	211

NA 52
Khushab

Registered voters	243,262		
Total votes polled	120,957	Turnout	49.7%
Valid votes	119,052	Rejected votes	1,905

Malik Khuda Bakhsh Khan Tiwana	IND	56,750
Naseem Ahmad Aheer	IJI	37,092
Malik M. Azam Khan	PPP	19,469
Dr. Rafaqat Sultan	PAI	4,932
Mian Aziz-ul-Haq Qureshi	IND	809

NA 53
Mianwali 1

Registered voters	229,632		
Total votes polled	93,809	Turnout	40.9%
Valid votes	91,061	Rejected votes	2,748

Molana Abdul Sattar Khan Niazi	PAI	44,847
Nawabzada Malik Muzaffar Khan	IND	25,043
Maqbool Ahmad Khan	IND	9,994
Dr. M. Anwar Khan	PPP	7,693
Abdul Rahman Khan (Retired)	IND	1,930
Haqdad Khan Niazi	IND	1,121
Khan Asghar Aziz Khan (Retired)	IND	247
Khan Gul Hamid Khan (Retired)	IND	186

NA 54
Mianwali 2

Registered voters	221,822		
Total votes polled	110,802	Turnout	50.0%
Valid votes	108,957	Rejected votes	1,845

Dr. Sher Afgan Khan	PAI	42,699
Khan Aamar Hayat Khan	IJI	40,477
Faqir Abdul Majid Khan	PPP	18,629
M. Tufail Raza	IND	3,757
Syed Shafiq Haider Zaidi	IND	1,398
Haq Dad Khan Niazi	IND	1,125
Safdar Rasool	IND	872

NA 55
Bhakkar 1

Registered voters	199,899		
Total votes polled	115,123	Turnout	57.6%
Valid votes	113,450	Rejected votes	1,673

M. Zarfarullah Khan	IND	49,180
Bashir Ahmad Khan	PAI	38,409
Malik Ghazanfar Ali	PPP	25,861

NA 56
Bhakkar 2

Registered voters	185,401		
Total votes polled	107,302	Turnout	57.9%
Valid votes	105,938	Rejected votes	1,364

Rashid Akbar Khan	IND	49,233
Amanullah Khan Shahani	IND	36,308
Malik Nazir Ahmad Utra	PPP	20,397

Gul Hayat Institute

NA 57
Faisalabad 1

Registered voters	253,091		
Total votes polled	130,122	Turnout	51.4%
Valid votes	128,502	Rejected votes	1,620

Ch. M. Nazir Ahmad	IND	60,204
Rana M. Aslam Khan	PPP	58,833
Dr. M. Shafiq Ch.	IJI	6,113
Mukhtar Ahmad Awan	PAI	1,856
■ Naeem Akhtar	IND	868
Rana Abdul Hameed Khan	IND	628

Ch. M. Nazir Ahmad also won another National Assembly seat, NA 61 Faisalabad 5, which he retained. By-elections on the vacated NA 57 were held on January 28, 1989 and Mian Zahid Sarfraz of IJI returned successful.

NA 58
Faisalabad 2

Registered voters	250,626		
Total votes polled	101,667	Turnout	40.6%
Valid votes	100,376	Rejected votes	1,291

Rai M. Aslam Khan	PPP	54,868
Rai Salahuddin Khan	IJI	41,552
Babu Khan (B. K. Tabish)	PAI	3,956

NA 59
Faisalabad 3

Registered voters	241,780		
Total votes polled	95,859	Turnout	39.6%
Valid votes	94,363	Rejected votes	1,496

Khan Shahadat Ali Khan Baloch	PPP	50,414
Mian Nasir Ali Khan	IJI	37,803
Pir M. Abdul Rahman	IND	6,146

NA 60
Faisalabad 4

Registered voters	227,375		
Total votes polled	107,032	Turnout	47.1%
Valid votes	105,529	Rejected votes	1,503

Ch. Abdus Saboor Khan	PPP	28,013
M. Abdullah Ghazi	IJI	24,190
Malik M. Ali Shad	IND	17,399
Sajid Majid	PAI	16,037
Ghulam Nabi Ch.	NPP (K)	9,953
Rao M. Ashraf Khan	IND	5,470
Munawar Hussain	IND	3,620
M. Sharif Ch.	IND	670
Rao Safdar Ali Khan (Retired)	IND	177

NA 61
Faisalabad 5

Registered voters	246,308		
Total votes polled	131,683	Turnout	53.5%
Valid votes	130,224	Rejected votes	1,459

Ch. M. Nazir Ahmad	IJI	71,782
Talib Hussain	PPP	54,811
Sardar Dildar Ahmad Cheema	IND	2,250
Mian M. Abdullah	IND	1,381

NA 62
Faisalabad 6

Election proceedings were terminated due to death of a contesting candidate (M. Ilyas Bhutta). Results of fresh proceedings, with polling held on January 28,1989, are as under.

Registered voters	199,569		
Total votes polled	97,278	Turnout	48.7%
Valid votes	96,397	Rejected votes	881

Ghulam Mustafa Bajwa	IJI	48,019
M. Latif Randhawa	PPP	38,435

Gul Hayat Institute

Saleem Bajwa	IND	3,361
Ehsan-ul-Haq	IND	2,648
Tahir Mehmood	IND	1,467
Jahangir Asghar	IND	1,445
M. Bashir Randhawa	PNP	671
M. Siddiq (Retired)	JAS	351

NA 63
Faisalabad 7

Registered voters	210,120		
Total votes polled	112,649	Turnout	53.6%
Valid votes	111,375	Rejected votes	1,274

Nisar Akbar Khan	PPP	54,251
M. Akram Ansari	IJI	45,962
M. Saeed Ahmad Asad	PAI	9,776
Ch. Sardar M. Salik (Retired)	IND	471
Malik M. Aslam	JASP	351
Rana M. Asghar (Retired)	TNFJ	310
Bashir Ahmad Ansari	IND	254

NA 64
Faisalabad 8

Registered voters	214,561		
Total votes polled	116,291	Turnout	54.2%
Valid votes	115,088	Rejected votes	1,203

Ahmad Saeed Awan	PPP	54,438
Mian Zahid Sarfaraz	IND	49,745
Raja Nadir Pervaiz	IND	6,703
Qari Abdul Hafeez	JAHP	1,538
M. Naseem Artist	PAI	946
M. Naseer Deen	JUI (D)	582
Sheikh Matloob Hussain	TNFJ	373
Abdul Jabbar	IND	346
Haji Abdul Majeed Abrani	IND	283
Qari M. Saeed Chishti	IND	134

NA 65
Faisalabad 9

Registered voters	245,792		
Total votes polled	133,285	Turnout	54.2%
Valid votes	131,978	Rejected votes	1,307

Mehar Abdur Rasheed	PPP	69,604
Ch. Sher Ali	IND	57,621
Haji M. Rafiq	PAI	2,438
■ Nighat Waheed	IND	1,867
M. Anwar Ali Baloch (Retired)	IND	342
Abdul Hassan Gilani	IND	106

NA 66
Jhang 1

Registered voters	234,142		
Total votes polled	100,224	Turnout	42.8%
Valid votes	98,966	Rejected votes	1,258

Amir Hussain Syed	PPP	35,761
Sardarzada M. Ali Shah	IJI	32,896
Mehar Dost Muhammad	IND	28,314
Syed Qaiser Ali Raza	IND	1,995

NA 67
Jhang 2

Registered voters	246,780		
Total votes polled	106,895	Turnout	43.3%
Valid votes	105,253	Rejected votes	1,642

■ Syeda Abida Hussain	IND	60,847
Molana Haji M. Rehmatullah	IJI	42,107
Rai Ghulam Shabbir Khan	PPP	2,299

Syeda Abida Hussain also won another National Assembly seat, NA 68 Jhang 3, which she retained. By-elections on the vacated NA 67 were held on January 28, 1989 and Molana Haji M. Rehmatullah of IJI returned successful.

Gul Hayat Institute

NA 68
Jhang 3

Registered voters	244,737		
Total votes polled	120,455	Turnout	49.2%
Valid votes	118,836	Rejected votes	1,619

■ Syeda Abida Hussain	IND	47,374
Molana Haq Nawaz	JUI (F)	38,995
Mian Riaz Hashmat Janjua	IND	19,872
Syed Zulfiqar Ali Bukhari	PPP	11,544
Syed Sadiq Hussain Shah	IND	533
Syed Asad Hayat	IND	518

NA 69
Jhang 4

Registered voters	248,383		
Total votes polled	108,713	Turnout	43.8%
Valid votes	106,965	Rejected votes	1,748

Syed Faisal Saleh Hayat	PPP	54,268
Syed Iftikhar Ali Shah	IJI	33,805
M. Yunus	IND	12,872
Syed Iftikhar Hussain	TNFJ	5,538
Dr. M. Aslam (Retired)	IND	482

NA 70
Jhang 5

Registered voters	236,638		
Total votes polled	113,916	Turnout	48.1%
Valid votes	112,298	Rejected votes	1,618

Sahabzada M. Nazeer Sultan	PPP	61,550
Khan M. Arif Khan	IJI	50,185
Safdar Ali Khan (Retired)	IND	563

NA 71
Toba Tek Singh 1

Registered voters	243,174		
Total votes polled	125,242	Turnout	51.5%
Valid votes	123,280	Rejected votes	1,962

Ch. Asad-ur-Rahman	IJI	65,430
Khalid Ahmad Khan	PPP	50,811
M. Bashir	PAI	2,037
■ Azra Khan	IND	1,427
Ch. M. Yusuf Javaid	IND	1,382
Rai Obaidullah Khan	IND	1,282
M. Riaz	IND	474
Maj. (R) Ahmad Nawaz	IND	299
Sardar Khurshid Anwar	IND	138

NA 72
Toba Tek Singh 2

Registered voters	217,560		
Total votes polled	121,730	Turnout	56.0%
Valid votes	120,711	Rejected votes	1,019

Abdul Sattar	IJI	66,836
Qazi Ghiasuddin Janbaz	PPP	51,510
Syed Murad Ali Shah	TNFJ	874
Wali Muhammad	IND	778
Haji Noor Ahmad	IND	345
Saeed Jilani Tariq	IND	281
Pirzada Mansoor Javaid	IND	87

NA 73
Toba Tek Singh 3

Registered voters	217,401		
Total votes polled	119,803	Turnout	55.1%
Valid votes	118,542	Rejected votes	1,261

Haji M. Ishaq	PPP	55,471
Hamza	IJI	52,137
M. Sadiq	IND	10,934

Gul Hayat Institute

NA 74
Gujranwala 1

Registered voters	266,115		
Total votes polled	140,600	Turnout	52.8%
Valid votes	139,211	Rejected votes	1,389

Col. (R) Ghulam Sarwar Cheema	PPP	72,240
Ch. Hamid Nasir Chatha	IJI	66,141
M. Akram Jwindah	IND	830

NA 75
Gujranwala 2

Registered voters	279,535		
Total votes polled	121,923	Turnout	43.6%
Valid votes	119,699	Rejected votes	2,224

Malik Fazal Hussain Khan	PPP	63,313
Ch. Irshadullah Tarar	IJI	52,700
Rai M. Shafi (Retired)	PAI	2,920
Brig. (R) Iftikhar Bashir (Retired)	IND	766

NA 76
Gujranwala 3

Registered voters	257,183		
Total votes polled	130,695	Turnout	50.8%
Valid votes	128,820	Rejected votes	1,875

Alhaj Amanullah	PPP	63,653
Ghulam Dastgir Khan	IJI	60,018
M. Siddiq Nadeem	PAI	2,542
Sheikh Bashir Ahmad	PML (F)	1,713
Ghulam Qadir Khan	IND	407
M. Mansoor	IND	240
M. Ihsanullah	IND	207
Mazher-ul-Haq	IND	40

NA 77
Gujranwala 4

Registered voters	238,891		
Total votes polled	120,353	Turnout	50.4%
Valid votes	119,159	Rejected votes	1,194

Kh. M. Aslam Lone	PPP	63,318
Ch. M. Anwar Bhinder	IJI	52,547
M. Malik	IND	1,569
M. Mansoor (Retired)	PAI	1,253
Kh. M. Babar Lone	IND	324
Kh. M. Ikram Lone	IND	148

NA 78
Gujranwala 5

Registered voters	230,250		
Total votes polled	112,781	Turnout	49.0%
Valid votes	108,801	Rejected votes	3,980

Rana Nazir Ahmad Khan	IJI	55,019
Mehdi Hassan	PPP	30,385
M. Irshad	NPP (K)	21,639
M. Gulzar Khan	ANP	1,758

NA 79
Gujranwala 6

Registered voters	247,111		
Total votes polled	120,773	Turnout	48.9%
Valid votes	119,345	Rejected votes	1,428

Ch. Ijaz Ahmad	IJI	40,967
Mian Shahadat Khan	PPP	33,890
M. Ashraf	IND	31,988
Saleem Ahmad Khan	IND	12,500

Gul Hayat Institute

NA 80
Gujrat 1

Registered voters	306,363		
Total votes polled	153,811	Turnout	50.2%
Valid votes	151,265	Rejected votes	2,546

Ch. Tajamal Hussain	IJI	74,852
Nawabzada Mazhar Ali Khan	PPP	71,412
Syed Ashiq Hussain Shah	PAI	5,001

NA 81
Gujrat 2

Registered voters	287,967		
Total votes polled	152,570	Turnout	53.0%
Valid votes	150,497	Rejected votes	2,073

Ch. Shujaat Hussain	IJI	78,025
Mushtaq Hussain	PPP	69,437
M. Saeed	IND	1,767
Irshad Ch.	IND	515
M. Walayat Butt	IND	487
Ajmal Ali Khawar	IND	266

NA 82
Gujrat 3

Registered voters	310,520		
Total votes polled	158,238	Turnout	51.0%
Valid votes	155,740	Rejected votes	2,498

Ch. M. Asghar	PPP	76,341
Syed Manzoor Hussain Shah	IJI	63,670
Raja M. Afzal	PAI	14,169
Ch. M. Fayyaz (Retired)	IND	562
Ch. M. Yaqoob	IND	448
Brig. (R) Sahib Dad (Retired)	IND	357
Ch. M. Farooq	IND	193

NA 83
Gujrat 4

Registered voters	291,827		
Total votes polled	127,793	Turnout	43.8%
Valid votes	125,935	Rejected votes	1,858

Ch. Mumtaz Ahmad Tarar	PPP	50,520
Ch. M. Iqbal	IJI	40,839
Ch. Ghulam Rasool	IND	21,364
Syed M. Mehfooz Mashadi	PAI	11,594
Gulzar Mehmood	IND	991
Javaid Akhtar	IND	627

NA 84
Gujrat 5

Registered voters	250,684		
Total votes polled	87,855	Turnout	35.0%
Valid votes	86,465	Rejected votes	1,390

Umar Hayat Lalika	IJI	32,827
Nazar M. Gondal	PPP	31,125
M. Nawaz Bosal	IND	17,011
Faiz Ahmad	PAI	3,523
Ch. M. Iqbal Bosal	IND	1,142
Ch. M. Aslam	IND	837

NA 85
Sialkot 1

Registered voters	206,253		
Total votes polled	108,397	Turnout	52.6%
Valid votes	106,696	Rejected votes	1,701

Mian M. Shafi	IJI	59,902
Akhtar Javaid Pirzada	PPP	40,850
M. Sajjad Dar	PAI	4,553
Qazi Zakaullah (Retierd)	IND	792
Ch. M. Sarwar Jan	IND	599

Gul Hayat Institute

NA 86
Sialkot 2

Registered voters	247,937		
Total votes polled	126,201	Turnout	50.9%
Valid votes	124,181	Rejected votes	2,020

Amir Hussain	IJI	58,545
Faiz Ahmad	PPP	55,163
Mian Masood Ahmad	IND	6,900
Ch. Javaid Mehdi (Retired)	IND	2,980
Asmatullah Mir	IND	593

NA 87
Sialkot 3

Registered voters	248,164		
Total votes polled	128,410	Turnout	51.7%
Valid votes	126,708	Rejected votes	1,702

Khurshid Alam	PPP	52,676
Nazir Ahmad Khan	IJI	51,737
Ch. Zulfiqar Ahmad	PAI	14,106
M. Akram Khan	IND	8,189

NA 88
Sialkot 4

Registered voters	279,055		
Total votes polled	101,179	Turnout	36.3%
Valid votes	99,715	Rejected votes	1,464

Mian Nawaz Sharif	IJI	45,271
Ch. Asadullah Khan Bajwa	PDP	30,925
M. Ahmad	PAI	19,798
Ch. M. Sikandar Khan	IND	1,975
M. Bashir	IND	1,746

Nawaz Sharif also won another National Assembly seat (NA 95 Lahore 4) and two seats in the Punjab Assembly. He retained PP 123 Lahore 8 and vacated the rest. By-elections on NA 88 were held on January 28, 1989 and Ch. Abdul Sattar of IJI returned successful.

NA 89
Sialkot 5

Registered voters	219,361		
Total votes polled	102,928	Turnout	46.9%
Valid votes	101,234	Rejected votes	1,694

Alhaj Hamid Nawaz Khan	PPP	32,201
Ch. M. Sarwar Khan	IJI	32,027
Sheikh Allah Dita Sethi	IND	13,452
Syed Saeed-ul-Hassan	IND	7,669
M. Aslam Khan	IND	7,204
Syed Kaleem Abbas	IND	6,124
M. Ajmal Qureshi	IND	1,142
M. Akram	IND	965
M. Naseer Khan	IND	450

NA 90
Sialkot 6

Registered voters	209,763		
Total votes polled	89,583	Turnout	42.7%
Valid votes	89,011	Rejected votes	572

Ch. Anwar-ul-Haq	IJI	43,901
Ghulam Sarwar Khan	PPP	25,075
M. Akbar	IND	16,138
M. Haneef	NPP (K)	2,214
Azam Khan	IND	1,169
M. Sadiq Bhatti	IND	514

Gul Hayat Institute

NA 91
Sialkot 7

Registered voters	199,237		
Total votes polled	96,305	Turnout	48.3%
Valid votes	96,280	Rejected votes	25

Ch. Anwar Aziz	IJI	31,621
M. Idrees Taj	PPP	27,690
Molana M. Ghiasuddin	PAI	21,497
Hamad Ali	IND	12,014
Yaqoob Ali	IND	3,458

NA 92
Lahore 1

Registered voters	223,353		
Total votes polled	98,614	Turnout	44.2%
Valid votes	97,643	Rejected votes	971

M. Hussain Ansari	PAI	46,091
Rafiq Ahmad Sheikh	PPP	44,717
Khan Zafarullah Khan	IND	2,984
Pir M. Ashraf (Retired)	IJI	1,782
Seth Abdul Wahab	JUI (F)	1,024
Malik Ghulam Yazdani	IND	644
Zafarullah Khan, Adv.	WP	184
Jahangir Ashraf Wains	PDP	128
Syed Fasih Ahmad Jafri (Retired)	IND	89

NA 93
Lahore 2

Registered voters	262,905		
Total votes polled	124,239	Turnout	47.3%
Valid votes	122,979	Rejected votes	1,260

Aitzaz Ahsan	PPP	71,860
Alhaj Sheikh Rohail Asghar	IJI	41,181
Kh. M. Azhar Khan	PAI	8,194
Agha Aly Basher	IND	1,177
Nasaruddin Mirza	IND	408
Qazi Abdul Hakeem	IND	159

NA 94
Lahore 3

Registered voters	206,692		
Total votes polled	104,115	Turnout	50.4%
Valid votes	103,352	Rejected votes	763

■ Benazir Bhutto	PPP	53,425
Mian Umer Hayat	IND	43,733
Pir Ijaz Ahmad Hashmi	PAI	4,645
Iqbal Ahmad Khan (Retired)	IJI	759
Mian Azhar Hussain	IND	535
Dr. Qari Ishfaqullah	IND	151
Dr. Saeed Gill	PDP	104

Benazir Bhutto also won two other National Assembly seats (NA 166 Larkana 3 and NA 189 Karachi South 1). She retained NA 166 Larkana 3 and vacated the rest. By-elections on NA 94 were held on January 28, 1989 and Mian Umer Hayat of IJI returned successful.

Gul Hayat Institute

NA 95
Lahore 4

Registered voters	197,091		
Total votes polled	88,853	Turnout	45.1%
Valid votes	87,673	Rejected votes	1,180

Mian Nawaz Sharif	IJI	49,318
Arif Iqbal Hussain Bhatti	PPP	36,065
Malik Saeed Hassan	IND	945
Farid Ahmad Paracha (Retired)	JAHP	718
Malik Ghulam Mustafa Khar (Retired)	NPP (K)	627

Mian Nawaz Sharif also won another National Assembly seat (NA 88 Sialkot 4) and two seats in the Punjab Assembly. He retained PP 123 Lahore 8 and vacated the rest. By-elections on the vacated NA 95 were held on January 28, 1989 and Mian Muhammad Azhar of IJI returned successful.

NA 96
Lahore 5

Registered voters	200,342		
Total votes polled	85,968	Turnout	42.9%
Valid votes	85,318	Rejected votes	650

Jahangir Badar	PPP	43,368
Hafiz Salman Butt	IJI	38,694
Azhar Saeed Butt	PAI	2,630
M. Ajmal Qadri	JUI (D)	205
Malik M. Akhtar (Retired)	IND	184
Dr. Asghar Hussain	IND	183
Malik M. Akbar Saqi	IND	54

NA 97
Lahore 6

Registered voters	259,548		
Total votes polled	119,330	Turnout	46.0%
Valid votes	118,537	Rejected votes	793

Kh. Ahmad Tariq Raheem	PPP	56,903
Liaqat Baloch	IJI	55,655
M. Saleemullah Khan	PAI	4,708
S. Munir Hussain Gilani	TNFJ	936
Syed Ahmad Saeed Karmani (Retired)	IND	335

NA 98
Lahore 7

Registered voters	255,232		
Total votes polled	109,168	Turnout	42.8%
Valid votes	108,382	Rejected votes	786

Mian M. Usman	IJI	51,764
Sheikh M. Rashid	PPP	47,908
Mian M. Asif	IND	5,710
Khurshid Mahmood Kasuri	PAI	2,593
Amar Shahzad	IND	407

NA 99
Lahore 8

Registered voters	161,990		
Total votes polled	73,485	Turnout	45.4%
Valid votes	72,404	Rejected votes	1,081

Haji M. Asghar	PPP	31,283
Wazir Ali Bhatti	IJI	25,020
M. Abdul Ghafoor Alwari	PAI	10,987
Malik Khadim Hussain	IND	2,877
Nazir Ahmad	IND	1,960
Sardar Khalid Umar (Retired)	IND	277

Gul Hayat Institute

NA 100
Lahore 9

Registered voters	157,345		
Total votes polled	80,418	Turnout	51.1%
Valid votes	79,297	Rejected votes	1,121

Meraj Khalid	PPP	33,903
Safdar Ali	IJI	30,465
M. Ashraf Butt	PAI	11,358
Ashiq Ali	IND	2,191
Ch. Azimuddin	IND	793
Abdul Qayoom Pahat	IND	462
M. Ahmad	IND	125

NA 101
Shaikhupura 1

Registered voters	264,302		
Total votes polled	115,538	Turnout	43.7%
Valid votes	113,551	Rejected votes	1,987

Nisar Ahmad s/o Haji M. Malik	PPP	66,859
Tanveer Hussain	IJI	42,901
Sheikh M. Jamil	IND	1,230
Malik Akbar Ali	PAI	1,201
Haji M. Ashraf	IND	475
M. Akbar	IND	413
Ch. M. Anwar	IND	237
Nisar Ahmad s/o Lal Khan (Retired)	IND	235

NA 102
Shaikhupura 2

Registered voters	258,967		
Total votes polled	118,115	Turnout	45.6%
Valid votes	116,425	Rejected votes	1,690

Malik Mushtaq Ahmad	PPP	44,200
Ch. Nazir Ahmad Virk	IJI	32,005
Munawar Hussain Manj	IND	27,963
Sheikh M. Islam	PAI	8,570
M. Khan Manj	IND	2,632
Farman Ali Bhatti	IND	1,055

NA 103
Shaikhupura 3

Registered voters	214,029		
Total votes polled	98,728	Turnout	46.1%
Valid votes	97,666	Rejected votes	1,062

M. Arif Awan	PPP	38,380
M. Barjees Tahir	IND	31,731
Abdul Lateef Anwar	IJI	13,753
Mian Shamim Haider	IND	13,503
Iqbal Haidar	IND	299

NA 104
Shaikhupura 4

Registered voters	282,409		
Total votes polled	113,626	Turnout	40.2%
Valid votes	111,810	Rejected votes	1,816

Ch. Tawakkalullah Virk	PPP	62,180
Haji Naeem Hussain Chatha	IJI	49,630

NA 105
Shaikhupura 5

Registered voters	221,119		
Total votes polled	82,430	Turnout	37.3%
Valid votes	81,025	Rejected votes	1,405

Rai Rashid Ahmad Khan	PPP	40,731
Rai Mansab Ali Khan	IJI	28,730
Rai Asghar Ali Khan	PAI	9,100
Shafqatullah Khan	IND	1,783
Sardar M. Anwaar Ahmad Khan	IND	681

Gul Hayat Institute

NA 106
Kasur 1

Registered voters	236,897		
Total votes polled	108,780	Turnout	45.9%
Valid votes	107,290	Rejected votes	1,490

Shahibzada Khizar Hayat Khan	IND	63,993
Sardar Asif Ahmad Ali	PPP	39,468
Mian Khalil Ahmad Sahib	IND	2,140
Malik M. Ashiq	IJI	1,229
Maj. Gen. (R) M. Hussain Ansari	PAI	460

NA 107
Kasur 2

Registered voters	178,857		
Total votes polled	88,131	Turnout	49.3%
Valid votes	86,725	Rejected votes	1,406

Rao Khizer Hayat Khan	IJI	40,697
Basit Jahangir Sheikh	PPP	20,502
Ch. Hakim Ali	IND	18,874
Abdul Qayoom Pahat	PAI	4,772
Syeda Nilofer Mehdi	IND	1,880

NA 108
Kasur 3

Registered voters	218,791		
Total votes polled	98,453	Turnout	45.0%
Valid votes	96,869	Rejected votes	1,584

Sardar Talib Hassan	IJI	54,479
Malik Ashiq Hussain	PPP	38,601
Qari M. Ibrahim	JUI (F)	3,789

NA 109
Kasur 4

Registered voters	236,128		
Total votes polled	105,854	Turnout	44.8%
Valid votes	104,305	Rejected votes	1,549

Sardar M. Ashiq Dogar	PPP	54,411
Molana Mueenuddin Lakhvi	IJI	49,894

NA 110
Okara 1

Registered voters	201,683		
Total votes polled	104,526	Turnout	51.8%
Valid votes	102,897	Rejected votes	1,629

Rao Sikandar Iqbal	PPP	56,230
Mian M. Zaman	IJI	45,932
Maj. (R) Khalil Akhtar	IND	464
Ch. Mehar Muhammad	IND	271

NA 111
Okara 2

Registered voters	229,708		
Total votes polled	97,966	Turnout	42.6%
Valid votes	96,113	Rejected votes	1,853

Syed Sajjad Haider	IJI	45,639
M. Saeed	PPP	41,078
Ch. Mehmood Ahmad (Retired)	NPP (K)	4,216
Haji M. Sadiq	IND	1,994
Ch. Bashir Ahmad	IND	1,809
Syed Abid Raza Gilani (Retired)	IND	888
Rao Farman Ali Khan (Retired)	IND	489

Gul Hayat Institute

NA 112
Okara 3

Registered voters	236,817		
Total votes polled	101,121	Turnout	42.7%
Valid votes	99,065	Rejected votes	2,056

Rao M. Afzal Khan	PPP	49,342
Mian Nawaz Sharif	IJI	47,182
Sheikh M. Nawaz	IND	1,488
Rao M. Aslam	IND	1,053

NA 113
Okara 4

Registered voters	236,119		
Total votes polled	96,917	Turnout	41.0%
Valid votes	94,242	Rejected votes	2,675

Mian Manzoor Ahmad Khan Wattoo	IJI	49,099
Mian Atta M. Khan Maneka	PPP	45,143

Mian Manzoor Ahmad Wattoo also won a Punjab Assembly seat, PP 159 Okara 7, which he retained.y-elections on the vacated NA 113 were held on January 28, 1989 and Mian Atta M. Khan Maneka of PPP returned successful.

NA 114
Multan 1

Registered voters	248,516		
Total votes polled	104,440	Turnout	42.0%
Valid votes	102,771	Rejected votes	1,669

Syed Yusuf Raza Gilani	PPP	58,300
Mian Nawaz Sharif	IJI	41,957
Malik Haji Qadir Bakhsh	IND	2,148
Syed Ghulam Yazdani Gilani	IND	366

NA 115
Multan 2

Registered voters	264,312		
Total votes polled	104,148	Turnout	39.4%
Valid votes	102,891	Rejected votes	1,257

Riaz Hussain Qureshi	PPP	42,059
Syed Hamid Saeed Kazmi	PAI	35,508
Babu Feroz Din Ansari	IJI	24,464
Ghulam Qasim Khan (Retired)	IND	544
Dr. M. Mohsin (Retired)	TNFJ	228
Wilayat Hussain Gardezi (Retired)	PNP	88

NA 116
Multan 3

Registered voters	231,661		
Total votes polled	89,925	Turnout	38.8%
Valid votes	88,982	Rejected votes	943

Mukhtar Ahmad Awan	PPP	45,497
Sheikh M. Rashid	IJI	40,849
Mohyuddin Ahmad Mian	PAI	1,430
Haji M. Ali	JUI (F)	1,087
Sardar Ghulam Hussain Khan	TNFJ	119

NA 117
Multan 4

Registered voters	249,808		
Total votes polled	105,872	Turnout	42.4%
Valid votes	104,929	Rejected votes	943

M. Sidique Khan Kanju	IJI	50,406
Rana Mumtaz Ahmad Noon	PPP	49,989
M. Zahoor Alam	PAI	4,534

Gul Hayat Institute

NA 118
Multan 5

Registered voters	248,834		
Total votes polled	94,815	Turnout	38.1%
Valid votes	93,030	Rejected votes	1,785

Mirza M. Nasir Baig	PPP	30,746
Syed Nasaruddin Shah	PAI	27,855
Khurshid Ahmad Khan Kanju	IJI	26,086
M. Irshad Abbas Ghallo	IND	8,343

NA 119
Multan 6

Registered voters	252,645		
Total votes polled	104,784	Turnout	41.5%
Valid votes	103,542	Rejected votes	1,242

Rana Taj Ahmad	PPP	53,475
Rana Shaukat Hayat	IJI	46,363
Ch. Abdul Razzaq	PAI	1,973
Intizar M. Khan	IND	925
Rana M. Islamuddin	IND	568
M. Iqbal Noon	IND	238

NA 120
Multan-cum-Khanewal

Registered voters	239,384		
Total votes polled	102,189	Turnout	42.7%
Valid votes	100,925	Rejected votes	1,264

Ch. Abdul Rehman Wahla	PPP	50,947
M. Javaid Hashmi	IJI	48,086
Altaf Hussain	IND	879
Rao Sadaqat Ali Khan	IND	731
Akhtar Hussain Gill	PMKP	282

NA 121
Khanewal 1

Registered voters	250,242		
Total votes polled	103,926	Turnout	41.5%
Valid votes	101,800	Rejected votes	2,126

Mahr M. Iqbal Hiraj	PPP	53,278
Syed Fakhar Imam Shah	IJI	48,522
Abdul Karim Namani	IND	0

NA 122
Khanewal 2

Registered voters	238,064		
Total votes polled	101,860	Turnout	42.8%
Valid votes	100,590	Rejected votes	1,270

Maj. (R) Aftab Ahmad Khan	IJI	50,798
Rifat Hayat Khan	PPP	29,310
Mian Masab Haider Shah	IND	15,265
Akhtar Hussain Gill	PAI	3,965
Ch. Farzand Ali	IND	1,252

NA 123
Khanewal 3

Registered voters	251,985		
Total votes polled	120,064	Turnout	47.6%
Valid votes	118,753	Rejected votes	1,311

Ghulam Haider Wyne	IJI	57,315
Pir M. Aslam Bodla	PPP	55,419
Abdul Rahim Shakir	PAI	3,132
Syed Tauqeer Shah	IND	1,955
Rana Bashir Ahmad Khan	NPP (K)	596
M. Amir Bodla	IND	336

Gul Hayat Institute

NA 124
Sahiwal 1

Registered voters	261,895		
Total votes polled	119,704	Turnout	45.7%
Valid votes	118,415	Rejected votes	1,289

Naurez Shakoor	PPP	61,707
Anwaar-ul-Haq Ramay	IJI	47,965
M. Rafiq Safdar	IND	6,811
Ch. M. Idrees	PAI	1,932

NA 125
Sahiwal 2

Registered voters	247,619		
Total votes polled	115,206	Turnout	46.5%
Valid votes	112,333	Rejected votes	2,873

Ch. M. Ashraf	IJI	56,107
Mehar Ghulam Farid	PPP	48,281
M. Jamil	IND	7,367
Ch. Umer Mahmood (Retired)	IND	578

NA 126
Sahiwal 3

Registered voters	266,661		
Total votes polled	131,846	Turnout	49.4%
Valid votes	129,328	Rejected votes	2,518

Rai Ahmad Nawaz Khan	IJI	59,077
Malik Iqbal Ahmad Khan	PPP	53,925
■ Shehnaz Javed	PAI	15,336
Malik M. Iqbal	IND	990

NA 127
Sahiwal 4

Registered voters	279,000		
Total votes polled	114,264	Turnout	41.0%
Valid votes	112,588	Rejected votes	1,676

Mian Ghulam M. Ahmad Khan Maneka	IJI	54,263
M. Hashim Khan	PPP	49,683
Ch. Bashir Ahmad	PAI	5,750
M. Shah Khaga	IND	2,892

NA 128
Sahiwal 5

Registered voters	256,940		
Total votes polled	110,787	Turnout	43.1%
Valid votes	109,169	Rejected votes	1,618

Raja Shahid Saeed Khan	IJI	60,552
Rana Naeem Mahmood	PPP	48,617

NA 129
Vehari 1

Registered voters	269,847		
Total votes polled	132,261	Turnout	49.0%
Valid votes	130,664	Rejected votes	1,597

Mian M. Mumtaz Khan Bhabha	PPP	65,813
M. Nawaz Khan alias Dilawar Khan	IJI	62,552
Mehar M. Ghulam Ali	IND	1,177
Haji Manzoor Hussain	IND	734
Javaid Masood Tahir	PNDA	388

Gul Hayat Institute

NA 130
Vehari 2

Registered voters	271,696		
Total votes polled	123,957	Turnout	45.6%
Valid votes	122,428	Rejected votes	1,529

Akbar Ali Bhatti	IJI	65,024
Ahsan Khan Khakwani	PPP	51,527
M. Ishaq Tarar	IND	5,877
Alhaj Soofi M. Tufail (Retired)	IND	0

NA 131
Vehari 3

Registered voters	264,796		
Total votes polled	127,942	Turnout	48.3%
Valid votes	126,332	Rejected votes	1,610

Syed Shahid Mehdi Nasim Shah	IJI	68,220
M. S. Baqar	PPP	58,112

NA 132
Dera Ghazi Khan

Registered voters	342,196		
Total votes polled	121,988	Turnout	35.6%
Valid votes	120,234	Rejected votes	1,754

Kh. Kamaluddin Anwar	IJI	60,297
Manzoor Ahmad Lund	PPP	45,590
Kh. Attaullah	PAI	13,552
Malik Ghulam Rasool	TNFJ	551
Molana Fazal-ur-Rahman (Retired)	JUI (F)	244

NA 133
Dera Ghazi Khan-cum-Rajanpur

Registered voters	329,271		
Total votes polled	116,824	Turnout	35.5%
Valid votes	115,415	Rejected votes	1,409

Sardar Farooq Ahmad Khan Leghari	PPP	76,099
■ Bibi Afifa Mamdot	IJI	35,947
Khalid Abdullah Khan	PAI	2,378
Nawabzada Sardar Atta M. Leghari	IND	991

Sardar Farooq Leghari also won a Punjab Assembly seat, PP 203 Dera Ghazi Khan-cum-Rajanpur, which initially he retained. By-elections on the vacated NA 133 were held on January 28, 1989 and Sardar Farooq Leghari of PPP returned successful again.

NA 134
Rajanpur

Registered voters	323,678		
Total votes polled	118,759	Turnout	36.7%
Valid votes	116,043	Rejected votes	2,716

Sardar Ashiq M. Khan Mazari	PPP	52,936
Sardar Nasrullah Khan Darishak	IJI	52,542
Sardar Sher Baz Khan Mazari	NDP	10,565

NA 135
Muzaffargarh 1

Registered voters	227,326		
Total votes polled	97,026	Turnout	42.7%
Valid votes	94,855	Rejected votes	2,171

Zulfiqar Ali Burq	IND	26,454
Syed Jamil Ahmad Hussain Bukhari	PPP	25,832
M. Aslam Khan	IJI	12,538
M. Luqman	JUI (F)	10,373
Syed Afzal Mustafa	IND	8,406
Ghulam Shabir Khan	IND	5,815
Nazar Abbas Khan	IND	3,949

Gul Hayat Institute

Syed Ghulam Abbas Shah (Retired)	IND	1,488
Sardar Ashiq Hussain Khan (Retired)	IND	0

NA 136
Muzaffargarh 2

Registered voters	215,101		
Total votes polled	95,174	Turnout	44.2%
Valid votes	93,572	Rejected votes	1,602

Nawabzada Nasrullah Khan	PDP	49,245
Mian Atta M. Qureshi	IJI	30,120
Imtiaz Aleem	PAI	13,467
Mehar Tanveer Ahmad	IND	740

NA 137
Muzaffargarh 3

Registered voters	217,564		
Total votes polled	87,999	Turnout	40.4%
Valid votes	81,985	Rejected votes	6,014

Ghulam M. Mustafa Khar	NPP (K)	48,877
Malik Ghulam M. Fakhar-ur-Rusul Arbi	IJI	17,498
Sardar Manzoor Ahmad Khan	PPP	9,793
Muzafar Mehdi Hashmi	PAI	2,151
Malik Ghulam M. Murtaza Khar (Retired)	IND	1,522
Abdur Rehman	IND	940
Arshad Mehmood Khan	IND	484
Malik Ghulam M. Noor Rabbani Khar (Retired)	IND	304
Dr. Syed Athar Mehdi Kazmi	IND	237
M. Asghar (Retired)	IND	108
Inam Karim (Retired)	PDP	71

NA 138
Muzaffargarh 4

Registered voters	225,622		
Total votes polled	82,778	Turnout	36.7%
Valid votes	80,927	Rejected votes	1,851

Ghulam M. Mustafa Khar	IND	60,945
Mian Mehar Ahmad Gurmani	PPP	15,044
Mian Ghulam Abbas (Retired)	IND	3,313
Mian Tariq Ahmad (Retired)	IJI	836
Ghulam M. Murtaza Khar (Retired)	IND	428
Abdul Rahman	IND	361

Ghulam M. Mustafa Khar also won another National Assembly seat, NA 137 Muzaffargarh 3, which he retained. By-elections on the vacated seat were held on January 28, 1989 and Ghulam Mustafa Khan Jatoi (IJI) returned successful.

NA 139
Layyah 1

Registered voters	215,200		
Total votes polled	98,797	Turnout	45.9%
Valid votes	97,341	Rejected votes	1,456

Malik Niaz Ahmad Jakhar	PPP	43,056
Syed M. Khurshid Ahmad Shah Bukhari	PAI	34,980
Ghulam Fareed Mirani	IJI	13,376
Syed Faiz Illahi Shah	IND	4,204
Zulfiqar Khan Niazi (Retired)	IND	1,309
Qari Kifayatullah	IND	233
Dr. Mazhar Ali Khan Malik (Retired)	IND	183

Gul Hayat Institute

NA 140
Layyah 2

Registered voters	199,335		
Total votes polled	89,916	Turnout	45.1%
Valid votes	88,758	Rejected votes	1,158

Sahabzada Faiz-ul-Hassan	IJI	31,413
M. Behram Khan	PPP	27,934
Ch. Noor Ahmad	IND	23,208
Syed Iftikhar Hussain Naqvi	TNFJ	5,992
M. Jahangir Khan (Retired)	PMAI	211

NA 141
Bahawalpur 1

Registered voters	337,262		
Total votes polled	122,438	Turnout	36.3%
Valid votes	120,455	Rejected votes	1,983

Prince Salahuddin	IND	70,318
Shehzada Saeed-ur-Rasheed Mehmood Abbasi	PPP	47,367
Kh. Mehmood-ul-Hassan (Retired)	IND	2,770

NA 142
Bahawalpur 2

Registered voters	257,711		
Total votes polled	118,803	Turnout	46.1%
Valid votes	116,931	Rejected votes	1,872

M. Farooq Azam Malik	PPP	54,217
M. Iqbal Athar	IJI	32,849
Tahira Khan	PAI	11,849
Ch. Abdul Majeed	IND	11,098
M. Nasir	NPP (K)	2,916
Molvi Ahmad Hassan	JUI (F)	1,783
Sardar M. Aslam Khan	IND	936
Syed Salman Gardezi (Retired)	IND	478
Mumtaz Ahmad Jajja	IND	470
Malik Tahir Mehmood	IND	335

NA 143
Bahawalpur 3

Registered voters	295,114		
Total votes polled	137,356	Turnout	46.5%
Valid votes	134,116	Rejected votes	3,240

Syed Tasneem Nawaz Gardezi	IJI	51,608
Mian Riaz Hussain	IND	39,274
Sardar Maqsood Hussain Gill	PPP	38,808
Syed Khadim Hussain Bukhari (Retired)	IND	4,426

NA 144
Bahawalnagar 1

Registered voters	260,132		
Total votes polled	115,079	Turnout	44.2%
Valid votes	113,016	Rejected votes	2,063

Syed Mumtaz Alam Gilani	PPP	38,259
Syed M. Asghar Shah	IJI	36,919
Dr. Noor M. Ghaffari	IND	29,796
Mian M. Afzal Watto	PAI	7,032
Col. (R) Qamar-ul-Zaman	IND	641
Mian Fazal Farid Laleka (Retired)	IND	369

NA 145
Bahawalnagar 2

Registered voters	273,607		
Total votes polled	131,830	Turnout	48.2%
Valid votes	129,652	Rejected votes	2,178

Mian Abdul Sattar Khan	IJI	62,940
Malik M. Qasim	PML (MQ)	55,052
Sahabzada Noor Hassan	IND	3,134
Sultan Ahmad	IND	2,689
Mian Hafiz M. Saleem Moharvi	PAI	2,688
Mian M. Khalid Laleka	JAHP	2,599
Mian M. Tayyab Watto	IND	550

Gul Hayat Institute

NA 146
Bahawalnagar 3

Registered voters	265,801		
Total votes polled	134,364	Turnout	50.6%
Valid votes	131,753	Rejected votes	2,611

Abdul Ghafoor Ch.	IJI	58,765
M. Afzal Sindhu	PPP	57,889
Dr. Mian Ihsan Bari	IND	10,019
M. Rafiq Gill	PAI	2,457
Abdul Majid Mian (Retired)	IND	1,778
Mehmood Ali (Retired)	IND	845

NA 147
Rahimyar Khan 1

Registered voters	313,082		
Total votes polled	108,991	Turnout	34.8%
Valid votes	106,907	Rejected votes	2,084

Syed Ahmad Alam Anwar	IJI	51,863
Molana Siraj Ahmad	PPP	35,948
Haji M. Saifullah Khan	IND	14,339
Syed Iftikhar Hussain Gilani	IND	1,567
Rais Ghulam Muhammad (Retired)	IND	1,238
Kh. Jamal M. Koreja (Retired)	IND	776
Syed Nazar Hussain Shamsi	TNFJ	628
Haji M. Sharif	IND	548

NA 148
Rahimyar Khan 2

Registered voters	265,877		
Total votes polled	107,234	Turnout	40.3%
Valid votes	104,963	Rejected votes	2,271

Makhdoom Rukanuddin	PPP	43,110
Makhdoom Shahabuddin	IJI	38,586
Makhdoom Imaduddin	IND	22,139
Mian Abdul Khaliq	NPP (K)	987
Syed Ghulam Murtaza (Retired)	TNFJ	141

NA 149
Rahimyar Khan 3

Registered voters	272,875		
Total votes polled	137,576	Turnout	50.4%
Valid votes	135,818	Rejected votes	1,758

Mian Abdul Khaliq	IJI	60,847
Sheikh Fayyazuddin	PPP	55,745
Makhdoom Noor Muhammad	PAI	19,226

NA 150
Rahimyar Khan 4

Registered voters	280,055		
Total votes polled	127,414	Turnout	45.5%
Valid votes	125,333	Rejected votes	2,081

Rias Shabir Ahmad	IJI	46,784
Sardar M. Aslam Khan	PPP	46,047
Sardar Rafiq Haider Leghari	IND	30,700
Syed Saleh M. Shah (Retired)	IND	611
Ch. Bashir Ahmad	IND	500
Syed Ali Akbar Mehmood (Retired)	IND	374
Syed Ahmad Mehmood (Retired)	IND	317

Gul Hayat Institute

NA 151 to 196: Sindh

NA 151
Sukkur 1

Registered voters	242,184		
Total votes polled	104,156	Turnout	43.0%
Valid votes	102,939	Rejected votes	1,217

Ali Hassan Mangi	PPP	57,751
Islamuddin Sheikh s/o Noor M. Sheikh	IJI	30,672
Abdul Qayoom Sheikh	IND	9,724
Abdul Sattar	IND	1,986
Sadiq Khan	IND	757
Baharuddin Sheikh	IND	498
Nooruddin Sheikh	IND	381
Tariq Aziz	IND	352
M. Yakoob	IND	227
Mufti M. Hussain Qadri (Retired)	IND	179
Islamuddin s/o Abdul Qadir	IND	139
Taj Muhammad	IND	64
Mian Mumtaz Rabbani	IND	60
Attaullah Khan	IND	58
Sheikh Amanullah, Adv.	IND	42
Haji Jan Muhammad (Retired)	IND	30
Sikandar Ali Mangi	IND	19

NA 152
Sukkur 2

Registered voters	192,267		
Total votes polled	86,539	Turnout	45.0%
Valid votes	85,114	Rejected votes	1,425

Fakir Abdul Haq alias Mian Mitho	PPP	53,646
Sardar Ghulam M. Khan Mehar	IJI	25,196
Molvi Abdul Samad	JUI (F)	4,998
Taj Muhammad	IND	635
Shah M. Sheikh	IND	259
Nasir Ahmad	IND	201
Nisar Ahmad Khan Lund	IND	109
Attaullah Khan (Retired)	IND	46
Ghulam Mustafa Baloch	IND	24

NA 153
Sukkur 3

Registered voters	199,789		
Total votes polled	84,002	Turnout	42.0%
Valid votes	81,943	Rejected votes	2,059

Noor M. Khan Lund	PPP	52,562
Ahmad Yar Khan	IJI	27,982
Abdul Wahab	JUI (F)	774
Nisar Ahmad	IND	625

NA 154
Shikarpur 1

Registered voters	166,126		
Total votes polled	67,358	Turnout	40.5%
Valid votes	66,112	Rejected votes	1,246

Agha Tariq Khan	PPP	41,244
Illahi Bakhsh Soomro	IJI	17,389
Molvi Ghulam Qadir	JUI (F)	6,707
Rahim Bakhsh Soomro	IND	772

NA 155
Shikarpur 2

Registered voters	161,312		
Total votes polled	52,314	Turnout	32.4%
Valid votes	51,439	Rejected votes	875

Agha Atta M. Khan	PPP	40,621
Rahim Bakhsh Soomro	IND	5,619
Syed Aziz Ahmad Shah	JUI (F)	4,394
Ijaz Khan Bhayo	IND	332
Agha Masihuddin Khan	IND	297
Illahi Bakhsh Soomro	IJI	176

Gul Hayat Institute

NA 156
Jacobabad 1

Registered voters	279,456		
Total votes polled	81,515	Turnout	29.2%
Valid votes	80,529	Rejected votes	986

Sardar M. Muqeem Khan	PPP	69,222
Taj M. Jamali	IJI	8,616
Gul Sher Khan Jakhrani	NDP	1,116
Liaqat Ali Brohi	IND	943
Tariq Aziz Buriro	IND	282
Imdad Hussain Buriro	IND	175
Illahi Bakhsh Soomro	IND	131
Afzal Khan Khoso (Retired)	IND	44

NA 157
Jacobabad 2

Registered voters	276,341		
Total votes polled	62,209	Turnout	22.5%
Valid votes	61,252	Rejected votes	957

Mir Mehran Khan Bijarani	PPP	32,532
Mir Allah Jiwayo Bijarani	IND	23,940
M. Yusuf Jakhrani	NDP	4,243
Mir Hakim Ali Sunderani	IND	336
Illahi Bakhsh Sunderani	IND	201

NA 158
Nawabshah 1

Registered voters	234,691		
Total votes polled	105,290	Turnout	44.9%
Valid votes	103,786	Rejected votes	1,504

Zafar Ali Shah	PPP	71,850
Ghulam Mustafa Khan	IJI	30,490
Ghulam Mujtaba Khan	IND	940
Syed Sarfraz Hussain	IND	379
Mian Ghous Muhammad	IND	127

NA 159
Nawabshah 2

Registered voters	209,909		
Total votes polled	81,015	Turnout	38.6%
Valid votes	79,271	Rejected votes	1,744

Haji Rehmatullah Behan	PPP	46,143
Ghulam Mustafa Khan	IJI	31,110
M. Yunus Behan	IND	1,074
Ghulam Mustafa Jamali	IND	440
Khan M. Khan Behan	IND	154
Haji Khan Behan	IND	107
Abdullah Jessar	IND	97
Zafar Ali Shah	IND	94
Ghulam Mujtaba Khan	IND	52

NA 160
Nawabshah 3

Registered voters	242,810		
Total votes polled	86,221	Turnout	35.5%
Valid votes	84,585	Rejected votes	1,636

Hakim Ali Zardari	PPP	35,591
Haji Syed Noor Ahmad Shah	IJI	18,522
Shabir Ahmad	IND	14,275
Syed Ali Asghar Shah	IND	14,120
Dil Murad Jamali	IND	1,297
M. Nazam Khoja	PAI	780

NA 161
Nawabshah 4

Registered voters	205,096		
Total votes polled	68,004	Turnout	33.2%
Valid votes	66,826	Rejected votes	1,178

Syed Shabir Ahmad Shah	PPP	51,972
M. Saleh	IJI	13,225
Ghulam Rasool	IND	623
Abdur Rashid alias Gagar	IND	364

Gul Hayat Institute

Syed Amir Hussain Shah	IND	276
Pir Mehboob Shah Rashidi	IND	149
Syed Bashir Ahmad Shah	IND	111
Ghulam Mustafa Shah	IND	106

NA 162
Khairpur 1

Registered voters	279,970		
Total votes polled	125,251	Turnout	44.7%
Valid votes	124,074	Rejected votes	1,177

Syed Pervaiz Ali Shah Jilani	PPP	88,151
Pir Syed Shah Mardan Shah	IND	34,363
Shah M. Sheikh	IND	573
Syed Amjad Ali Shah	IND	519
Molana Badaruddin Phulputo	JUI (F)	468

NA 163
Khairpur 2

Registered voters	286,400		
Total votes polled	120,459	Turnout	42.1%
Valid votes	119,072	Rejected votes	1,387

Pir Syed Abdul Kadir Shah	PPP	87,319
Pir Syed Sadaruddin Shah	IND	30,108
Abdul Salam	IND	1,355
Fazal Muhammad	IND	290

NA 164
Larkana 1

Registered voters	224,188		
Total votes polled	91,343	Turnout	40.7%
Valid votes	90,496	Rejected votes	847

■ Begum Nusrat Bhutto	PPP	83,449
■ Hamida Begum	PNP	4,524
Molana Jan M. Abbasi	IJI	2,344
Shah M. Sheikh	IND	179

NA 165
Larkana 2

Registered voters	210,932		
Total votes polled	82,648	Turnout	39.2%
Valid votes	82,048	Rejected votes	600

■ Dr. Ashraf Khatoon	PPP	63,011
Sardar Ahmad Sultan	IJI	15,941
Molana Attaullah	JUI (F)	1,834
M. Azim	PAI	814
M. Pannah	IND	448

NA 166
Larkana 3

Registered voters	216,766		
Total votes polled	85,544	Turnout	39.5%
Valid votes	85,026	Rejected votes	518

■ Benazir Bhutto	PPP	82,229
Ali M. Haqani Molana	JUI (F)	1,979
Ahmad Sultan Chandio	PMKP	354
Riaz Hussain	IND	303
M. Ayub	IJI	161

NA 167
Hyderabad 1

Registered voters	165,170		
Total votes polled	70,385	Turnout	42.6%
Valid votes	69,536	Rejected votes	849

Makhdooom M. Amin Faheem	PPP	52,462
Syed Shahbuddin Shah	IND	17,074

Gul Hayat Institute

NA 168
Hyderabad 2

Registered voters	191,141		
Total votes polled	111,939	Turnout	58.6%
Valid votes	110,609	Rejected votes	1,330

Aftab Ahmad Sheikh	IND	80,935
Hidayatullah	IND	15,997
Abdul Waheed Qureshi	IJI	5,907
Molana Shah Ahmad Noorani	PAI	5,871
Wasi Mazhar Nadvi	IND	810
Dr. Saleem Haider	IND	475
Abdul Qayoom Sheikh	IND	350
M. Zubair	IND	264

NA 169
Hyderabad 3

Registered voters	192,368		
Total votes polled	106,910	Turnout	55.6%
Valid votes	105,417	Rejected votes	1,493

Rasheed Ahmad Khan	IND	72,315
Haji M. Rasheed	PPP	21,108
Syed Ahad Yusuf	IJI	7,672
Dr. Saleem Haider	IND	1,766
Mirza Ilyas Baig (Retired)	IND	1,592
Syed Abid Rizvi	PAI	226
M. Hamza Khan	IND	202
M. Saeed	IND	174
Wasi Mazhar Nadvi (Retired)	IND	156
Nawab M. Yameen (Retired)	IND	134
Shakeel Ahmad Khan	PQMA	72

NA 170
Hyderabad 4

Registered voters	191,367		
Total votes polled	71,253	Turnout	37.2%
Valid votes	70,375	Rejected votes	878

Qazi Abdul Majeed Abid	PPP	50,869
Mir Inayat Ali Khan Talpur	IND	15,287
Mir Mumtaz Ali Khan Talpur	IND	2,707
Ghulamullah	IND	1,211
Syed Mohsan Shah Talpur	IND	157
Mir Mushtaq Ali Khan	IND	91
Bashir Ahmad Halepota	IND	34
Nawab Abdul Ghani Talpur	IND	19

NA 171
Hyderabad 5

Registered voters	185,036		
Total votes polled	85,932	Turnout	46.4%
Valid votes	85,030	Rejected votes	902

Makhdoom Ghulam Muhammad alias Khaliq-uz-Zaman	PPP	61,838
Syed Umed Ali Shah	IJI	22,381
Abdul Ghani Khan	IND	263
Mir Allah Bakhsh	IND	189
Syed Ali Nawaz Shah	IND	180
Mian Wali Muhammad	IND	179

NA 172
Badin 1

Registered voters	172,755		
Total votes polled	58,038	Turnout	33.6%
Valid votes	57,008	Rejected votes	1,030

Haji Abdullah Halepoto	PPP	38,963
Haji Najamuddin Leghari	IJI	10,279
Ch. M. Iqbal	IND	5,860
Ghulam Mustafa Shah	IND	1,183

Gul Hayat Institute

Dr. Haji Abdul Haq Nizamani	IND	470
Piyar Ali	IND	136
M. Iqbal Noon	IND	80
Mir Mushtaq Ahmad	IND	37

NA 173
Badin 2

Registered voters	173,677		
Total votes polled	51,233	Turnout	29.5%
Valid votes	50,350	Rejected votes	883

Bashir Ahmad	PPP	35,379
Haji Muhammad	IJI	7,093
Allah Bakhsh	ANP	6,693
Ghulam Mustafa Shah (Retired)	IND	835
Pir Matooq Ali Shah	IND	153
M. Ahsan	IND	100
Khawand Bakhsh	IND	65
M. Yusuf	IND	32

NA 174
Tharparkar 1

Registered voters	218,146		
Total votes polled	97,849	Turnout	44.9%
Valid votes	95,507	Rejected votes	2,342

Syed Qurban Ali Shah	PPP	39,471
Anees Ahmad Khan	IND	30,759
Pir Aftab Hussain Shah Gilani	IJI	17,523
Gen. (R) Bashir Khan	IND	4,001
M. Inamuddin	IND	913
Ashraf Liaqat Ali Khan	PAI	782
Dr. Masoom Ali	IND	712
Haider Ali Mulji	IND	325
M. Usman	IND	299
Ch. M. Aslam	IND	129
Fakir Muhammad	IND	108
M. Khan Junejo	IND	96
Abdul Ghaffar Qureshi	IND	93
Qayoom Shahid	IND	76
Amir Bakhsh	IND	71
Mir Ali Nawaz	IND	58
M. Amin	IND	49
Pir Shafquat Hussain Shah	IND	42

NA 175
Tharparkar 2

Registered voters	199,194		
Total votes polled	70,291	Turnout	35.3%
Valid votes	69,119	Rejected votes	1,172

Ali Nawaz Shah	PPP	34,323
Haji Khair M. Bhurgari	IND	18,418
Haji M. Shafi	IND	13,147
Mir Ali Bakhsh Talpur (Retired)	IND	662
Noor Muhammad	IND	565
Mir Ghulam Nabi (Retired)	IND	435
Shabir Ahmad	IND	369
Gulab Khan	PAI	281
Pir Aftab Hussain Shah Gilani	IND	249
Hussain Ali Shah	IND	239
Mir Behram Khan Talpur	IND	235
Ghulam Akbar	IND	143
Ghulam Mustafa Khaskheli	IND	53

NA 176
Tharparkar 3

Registered voters	178,330		
Total votes polled	84,021	Turnout	47.1%
Valid votes	82,760	Rejected votes	1,261

Arbab Amir Hassan	IND	41,279
Gul Muhammad	PPP	38,469
Jam Saqi	IND	1,752
Murad Ali	IND	796
Haji Ghulam Muhammad	IND	464

Gul Hayat Institute

NA 177
Dadu 1

Registered voters	205,609		
Total votes polled	73,887	Turnout	35.9%
Valid votes	73,377	Rejected votes	510

Malik Asad Sikandar Khan	PPP	61,451
Rehmat Khan	IND	9,887
Syed Bachal Shah	IND	1,238
Syed M. Yusuf	IND	495
Hussain Shah Rashidi	IND	220
Pir Bakhsh Khaskheli	IND	86

NA 178
Dadu 2

Registered voters	191,102		
Total votes polled	77,355	Turnout	40.5%
Valid votes	76,500	Rejected votes	855

Haji M. Bakhsh	PPP	63,824
Liaqat Ali Khan	PNP	12,232
Syed Ghulam Shah (Retired)	IND	192
Ashiq Hussain (Retired)	IJI	252

NA 179
Dadu 3

Registered voters	199,281		
Total votes polled	85,723	Turnout	43.0%
Valid votes	84,358	Rejected votes	1,365

Haji Zafar Ali	PPP	63,179
Abdul Hamid Khan	PNP	17,075
M. Khan	IND	3,887
Pir Syed Ali Akbar Shah	IND	217
M. Ashraf (Retired)	IND	0

NA 180
Sanghar 1

Registered voters	226,633		
Total votes polled	85,015	Turnout	37.5%
Valid votes	84,044	Rejected votes	971

Pir Syed Ali Gohar Shah	IND	52,725
Zahoor Alam Khan Rind	PPP	30,257
Muzaffar Khan	IJI	639
Molvi Abdul Ghaffar	JUI (F)	423

NA 181
Sanghar 2

Registered voters	243,934		
Total votes polled	107,848	Turnout	44.2%
Valid votes	106,971	Rejected votes	877

Shah Nawaz Junejo	PPP	49,879
M. Khan Junejo	IJI	30,942
M. Ayub Sheikh	IND	24,104
Molvi Abdul Ghani	JUI (F)	1,047
Abdul Sattar Ghori	IND	301
Roshan Din Junejo	IND	266
Abdul Aziz Ghori	IND	247
Abdul Salam Thahim	IND	185

NA 182
Thatta 1

Registered voters	194,252		
Total votes polled	66,228	Turnout	34.1%
Valid votes	64,880	Rejected votes	1,348

Ghulam Hussain alias Babu	PPP	53,289
Rasool Bakhsh Palijo	ANP	9,813
Abdul Hameed Memon	IND	1,358
Munsib Ali Ansari	IND	227
Agha Akbar Ali	PNP	144
M. Khan Soomro	IND	49

Gul Hayat Institute

NA 183
Thatta 2

Registered voters	174,619		
Total votes polled	51,133	Turnout	29.3%
Valid votes	50,374	Rejected votes	759

Ghulam Mustafa Shah	PPP	37,332
Khan Muhammad	IND	8,181
Abdul Ghafoor Molvi	JUI (F)	4,464
M. Arab	IND	397

NA 184
Karachi West 1

Registered voters	291,827		
Total votes polled	122,009	Turnout	41.8%
Valid votes	120,194	Rejected votes	1,815

Syed Amir Haider Kazmi	PPP	33,606
M. Amin Lakhani	IND	33,403
Ghulam Sarwar Malik	PPIS	29,078
Haji M. Sher Khan	ANP	12,370
M. Ashraf	IND	5,015
Molana Abdul Razzaq Aziz	JUI (F)	3,952
M. Azam Khan	IND	1,118
Sufi Ayaz Khan Niazi	PAI	611
M. Ishaq	IND	544
Fateh Sher Khan	IND	497

NA 185
Karachi West 2

Registered voters	285,594		
Total votes polled	122,977	Turnout	43.1%
Valid votes	121,713	Rejected votes	1,264

Syed Saleem-ul-Haq	IND	82,310
M. Afaq Khan	PPP	18,545
Haji Ghulam Hussain	ANP	9,366
Azad Bin Haider	IJI	8,951
A. Raziq Khan	IND	842
Naeem-ul-Haq	PAI	825
Saleh Muhammad	PMAI	399
Syed Aleem Din Ahmad	IND	253
A. Manan Shamsee	IND	134
Sheikh M. Zaheeruddin Babar	IND	88

NA 186
Karachi Central 1

Registered voters	233,701		
Total votes polled	125,685	Turnout	53.8%
Valid votes	124,546	Rejected votes	1,139

Kunwar Khalid Yunus	IND	87,919
Prof. Ghafoor Ahmad	IJI	22,805
Syed Amir Haider Kazmi	PPP	9,798
Noor-ul-Huda	JUI (F)	3,065
M. Asif Qasmi	IND	496
Rana M. G. K. Pasha	PML (Q)	356
M. Shahid	IND	107

NA 187
Karachi Central 2

Registered voters	213,593		
Total votes polled	116,263	Turnout	54.4%
Valid votes	115,338	Rejected votes	925

Imran Farooq	IND	93,499
Muzaffar Ahmad Hashmi	IJI	12,125
Shahid Iqbal	PPP	5,895
Shah Farid-ul-Haq	PAI	3,375
Syed Hashim Ali	IND	321
Arif Hussain Qasmi	IND	123

Gul Hayat Institute

NA 188
Karachi Central 3

Registered voters	292,265		
Total votes polled	162,020	Turnout	55.4%
Valid votes	160,656	Rejected votes	1,364

Syed M. Aslam	IND	131,012
M. Usman Ramz	IJI	18,257
Rafiuddin Burny	PPP	8,267
Molana Jameel Ahmad Naeemi	PAI	2,342
Syed Saeed Hassan	IND	778

NA 189
Karachi South 1

Registered voters	198,604		
Total votes polled	91,471	Turnout	46.1%
Valid votes	90,148	Rejected votes	1,323

■ Benazir Bhutto	PPP	62,046
Jamshed Ahmad Khan	IJI	10,731
M. Rafiq	IND	6,598
M. Yunus Baloch	PNP	5,360
Zabihullah	PPIS	3,048
M. Yusuf	IND	954
Haji M. Ramzan	IND	874
M. Mujeeb-ur-Rahman	PML (Q)	342
Tajuddin	IND	195

Benazir Bhutto also won two other National Assembly seats, NA 94 Lahore 3 and NA 166 Larkana 3. She retained NA 166 Larkana 3 and vacated the rest. By-elections on the vacated NA 189 were held on January 28, 1989 and Abdul Rahim Baloch of PPP returned uncontested.

NA 190
Karachi South 2

Registered voters	197,395		
Total votes polled	100,703	Turnout	51.0%
Valid votes	99,712	Rejected votes	991

M. Farooq Sattar	IND	40,716
Habib	IND	32,082
M. Hussain	IJI	16,028
Molana Shah Ahmad Noorani Siddiqi	PAI	9,885
M. Saleem	IND	512
M. Ilyas Siddiqi	IND	199
M. Hussain Dhanji	IND	173
Abdul Sattar	IND	117

NA 191
Karachi South 3

Registered voters	182,702		
Total votes polled	87,338	Turnout	47.8%
Valid votes	85,718	Rejected votes	1,620

Syed Tariq Mehmood	IND	36,746
Ghulam Sarwar Malik	PPIS	28,145
Tariq Sohail	PPP	12,734
Sheikh Abdul Khaliq Allahwala	IJI	4,517
Khan Amanullah Khan	PML (Q)	1,498
Air Marshal (R) M. Asghar Khan	PAI	1,302
Saleem Zia	IND	324
Feroz Ahmad	IND	148
Nafees Ahmad Siddiqi	IND	114
Dr. Anwar Abbas Naqvi	IND	103
M. Yusuf	IND	79
Mian Mujeeb-ur-Rahman	IND	8

Gul Hayat Institute

NA 192
Karachi East 1

Registered voters	180,043		
Total votes polled	92,039	Turnout	51.1%
Valid votes	91,131	Rejected votes	908

M. Farooq Sattar	IND	57,609
Piyar Ali Allana	PPP	13,791
Zuhair Akram Nadeem	IJI	13,015
M. Aslam Nooruddin	IND	4,376
Tariq Saeed	PAI	1,485
Ghulam Murtaza Durrani	IND	367
Wahajuddin Chishti	IND	194
M. Hussain (Retired)	IND	112
Zafar Aziz Bajwa	IND	89
Ahtram-ul-Haq Thanvi	IND	47
Abdul Sattar (Retired)	IND	46

M. Farooq Sattar also won another National Assembly seat, NA 190 Karachi South 1, which he retained. By-elections on the vacated NA 192 were held on January 28, 1989 and Independent Muhammad Rafiq returned successful.

NA 193
Karachi East 2

Registered voters	213,518		
Total votes polled	99,690	Turnout	46.7%
Valid votes	99,675	Rejected votes	15

Syed M. Zakaria Kazmi	IND	62,038
Syed Munawar Hassan	IJI	18,039
Abdul Hameed Khanzada	PPIS	13,740
Fateh Yab Ali Khan	PMKP	3,070
Mian Ijaz Shafi	IND	698
Javed Ahmad Siddiqi	PAI	577
Shamim Pasha	IND	517
Abdul Razzak Rajwani (Retired)	IND	334
Khalil Ahmad Nainitalwala (Retired)	IND	293
Syed Laiq Ahmad	IND	163
Dr. M. Ramzan Zia Rana	IND	118
S. M. Aslam	IND	45
Zain-ul-Abedin (Retired)	IND	43

NA 194
Karachi East 3

Registered voters	191,739		
Total votes polled	92,938	Turnout	48.5%
Valid votes	91,855	Rejected votes	1,083

Syed Amin-ul-Haq	IND	60,482
Syed Iqbal Haider	PPP	13,576
M. Yunus	PPIS	8,701
Kh. M. Sharf-ul-Islam	IJI	6,354
Shah Farid-ul-Haq	PAI	1,957
M. Amin Lakhani	IND	329
Mairaj M. Khan	PQMA	217
M. Bashir	IND	148
M. Aslam Mujahid (Retired)	IND	91

NA 195
Karachi East 4

Registered voters	242,345		
Total votes polled	110,874	Turnout	45.8%
Valid votes	109,587	Rejected votes	1,287

Mehmood Hussain	IND	58,612
Nabidad Khan	PPP	24,153
Fida-ur-Rehman Darkhawasti	IJI	12,718
Haji M. Hashim Khan	PPIS	7,292
Fazal Wadood Khattak	ANP	4,156
Umar Farooq Khan, Adv.	PAI	1,198
Meraj M. Khan	PQMA	710
Nazeer Ahmad	IND	354
Ali Khan Jokhio	IND	288
Umar Hayat Khan Niazi	IND	106

Gul Hayat Institute

NA 196
Karachi East 5

Registered voters	224,648		
Total votes polled	123,861	Turnout	55.1%
Valid votes	122,655	Rejected votes	1,206

Waseem Ahmad	IND	73,662
Syed Saghir Hussain Jafri	PPP	32,013
Shahzada Tariq	PPIS	15,057
Syed Zaheer-ul-Hussain Jilani	PAI	1,057
Syed Zakir Ali	IND	306
Haji M. Ramzan	IND	276
Shahar Yar Mirza	NDP	152
Syed M. Ibn-e-Hassan	TNFJ	132

NA 197 to 207: Balochistan

NA 197
Quetta-cum-Chagai

Registered voters	313,167		
Total votes polled	113,507	Turnout	36.2%
Valid votes	111,626	Rejected votes	1,881

Hafiz Hussain Ahmad	JUI (F)	22,903
Sardar Fateh M. M. Hasni	IJI	21,421
Sardar Raza M. Khan	PMAI	12,649
Abdul Waheed	BNA	12,475
Yahya Bakhtiar	PPP	11,931
Sardar Ahmad Nawaz Khan	PNP	11,515
Haji M. Musa	TNFJ	9,082
Dr. Inayatullah Khan	ANP	6,356
Khuda-i-Noor	PAI	1,206
Ali Ahmad Kurd	IND	665
Haji Wali Muhammad (Retired)	IND	592
Sardar Nadir Khan (Retired)	IND	412
Mir M. Akbar	IND	280
Nawabzada Aurangzaib Jogezai (Retired)	IND	139

NA 198
Pishin

Registered voters	315,027		
Total votes polled	67,274	Turnout	21.4%
Valid votes	65,448	Rejected votes	1,826

Molvi Abdul Ghani	JUI (F)	24,959
Dr. Kaleemullah	PMAI	19,343
M. Sarwar Khan	IJI	10,543
Azizullah	ANP	5,968
Aminullah Khan	IND	1,761
Bismillah	PNP	632
Para Din Khan	PPP	565

Gul Hayat Institute

Mehmood Ahmad	IND	460
M. Akram Khan (Retired)	IND	433
Malik Amir Jan (Retired)	IND	411
Haji Abdul Zahir	IND	373

NA 199
Loralai

Registered voters	154,840		
Total votes polled	44,934	Turnout	29.0%
Valid votes	43,545	Rejected votes	1,389

Mir Baz M. Khan	PPP	11,484
Sardar M. Yaqoob Khan	IJI	11,003
Molvi Abdul Aziz	JUI (F)	9,326
Haji Tareen	IND	4,749
Obaidullah Jan	PMAI	1,976
Abdul Rehman	ANP	1,424
Molvi Khaliq Dad	JUI (D)	1,273
Said Muhammad	IND	1,262
Qaisar Khan	IND	282
Sikandar Hayat Khan (Retired)	IND	272
Abdul Ghaffar	IND	248
M. Nawaz	PNP	246

NA 200
Zhob

Registered voters	209,206		
Total votes polled	29,997	Turnout	14.3%
Valid votes	29,349	Rejected votes	648

Molvi M. Khan Sherani	JUI (F)	13,307
Molvi Allah Dad	JUI (D)	5,224
M. Usman Kakar	PMAI	3,239
Wazir Ahmad Jogezai	IJI	2,294
Sheikh M. Yar Khan	ANP	1,430
Haji Allah Dad	IND	1,085
Sardar Hayatullah Khan	PPP	1,077
Ahmad Yar Khan Jogezai	IND	627
Malik Baz M. Khan	IND	599
Sardar Qutab Khan	IND	289
Haji Noor M. Sherani	PNP	178

NA 201
Kachhi

Registered voters	217,516		
Total votes polled	45,344	Turnout	20.8%
Valid votes	43,609	Rejected votes	1,735

Mir Tariq Hussain Magsi	IND	21,625
Dr. Abdul Hayee Baloch	BNA	12,784
Mir M. Ismail Satakzai	PPP	3,801
Sardar Dhani Bakhsh Lashari	PNP	1,947
Shah Nawaz Khan Kurd	IND	1,502
Haji M. Ayub Bangalzai	JUI (F)	1,367
Malik M. Ramzan Baloch	IND	413
Mir Ilahi Bakhsh Magsi	IND	170

NA 202
Sibi-cum-Dera Bugti-cum-Ziarat-cum-Kohlu

Registered voters	194,195		
Total votes polled	35,728	Turnout	18.4%
Valid votes	35,320	Rejected votes	408

Saleem Akbar Bugti	IND	16,945
Ghulam Qadir Bugti	IND	7,362
Abdul Rahim	PMAI	7,322
Mir Nihalan	IJI	2,304
Maula Dad	ANP	1,387

NA 203
Jaffarabad-cum-Tamboo

Registered voters	223,164		
Total votes polled	74,507	Turnout	33.4%
Valid votes	72,236	Rejected votes	2,271

Mir Zafarullah Khan	IJI	50,854
Mir Nabi Bakhsh Khan	IND	17,195

Gul Hayat Institute

Taj Muhammad	JUI (F)	2,134
Mir Haji Shah Nawaz Khan	PPP	801
Mir M. Akbar Khan	IND	760
Jehangir Khan	IND	492

Mir Zafarullah Khan also won a Balochistan Assembly seat, PB 21 Jaffarabad 2, which he retained. By-elections on the vacated NA 203 were held on January 28, 1989 and Mir Nabi Bakhsh Khan of PPP returned successful.

NA 204
Kalat-cum-Kharan

Registered voters	247,407		
Total votes polled	52,306	Turnout	21.1%
Valid votes	50,457	Rejected votes	1,849

Molvi M. Siddiq Shah	JUI (F)	19,356
Malik Haji Abdus Samad	PNP	8,127
Moheem Khan	BNA	6,165
Molana Habib Ahmad	PAI	5,024
Haji Naseer Ahmad	PPP	4,484
Sardar Bahawal Khan	IND	3,612
Prince Mohyuddin	IJI	2,686
Abdul Haq	IND	424
Haji Shah Saleem	IND	315
Mir Israrullah	IND	264

NA 205
Khuzdar

Registered voters	170,265		
Total votes polled	44,623	Turnout	26.2%
Valid votes	42,454	Rejected votes	2,169

Mir M. Arif	BNA	15,206
Mir Ghous Bakhsh Bizenjo	PNP	11,805
Molvi Qamaruddin	JUI (F)	8,828
Mir Gohar Khan	IND	4,766
Abdul Hamid Ansari (Retired)	IND	842
Saeed Ahmad Shah (Retired)	IND	472
Qari Abul Rashid M. Akbar (Retired)	IND	368
Khair Jan (Retired)	IJI	167

NA 206
Lasbela-cum-Gwadar

Registered voters	160,183		
Total votes polled	56,871	Turnout	35.5%
Valid votes	54,268	Rejected votes	2,603

Ghulam Akbar	IJI	17,423
Sher Jan	PNP	16,750
Abdul Rahim Zafar	IND	10,144
M. Akhtar	BNA	8,334
Karim Bakhsh (Retired)	IND	605
Amanullah Gichki	IND	597
Nabi Bakhsh	IND	415

NA 207
Turbat-cum-Panjgur

Registered voters	171,311		
Total votes polled	45,401	Turnout	26.5%
Valid votes	44,220	Rejected votes	1,181

Manzoor Ahmad	BNA	16,094
Mir Ghous Bakhsh Bizenjo	PNP	12,083
Amanullah Gichki	PPP	8,580
Mir M. Ali Rind	IJI	6,022
Mir Rasool Bakhsh Durzada	IND	1,262
Waja M. Hussain (Retired)	IND	179

Gul Hayat Institute

NA 208 to 217: Non-Muslim seats

Constituency: Entire Pakistan excluding FATAs

Christians

Registered voters

Province/Area	
Khyber Pakhtunkhwa	10,953
Federal Capital	4,338
Punjab	559,000
Sindh	77,116
Balochistan	6,352
Total	657,759

Results of four seats reserved for Christians

Total votes polled	235,401	Turnout	35.8%
Valid votes	232,772	Rejected votes	2,629

Successful Candidates	Party	Votes polled
Father Ruffian Julius	IND	55,564
George Clement	IND	25,428
Capt. (R) Sanaullah	UCF	15,918
Peter John Sahotra	IND	15,465
Unsuccessful Candidates		
Lt. Col. (R) W. Herbert	APCM	15,449
Julius Salik	IND	15,439
Nisir Mahmood Khokhar	IND	13,761
Emmanuel Zafar	IND	12,615
Maj. (R) Victor Samuel	IND	10,812
M.L. Shahani	IND	5,793
Ch. Saleem Bhatti	IND	5,643
Ivan Qamar Shams	IND	4,347
H. L. Hayat	PML	4,324
Jams M.	IND	3,518
Isaac Jimmy Den	PCNP	3,386
Robin Masih	IND	2,962
M.L. Michael	IND	2,671
Ernestine Pinto	IND	2,575
Dr. S.F. Martin	IND	2,307
Ch. J.A. Qadir Bakhsh	IND	2,201
M. Iqbal Masih	IND	2,180
Inayat Masih	IND	2,180
Ilyas Khan	IND	2,069
Emmanuel Kasir	IND	1,726
Nazir Qaiser	IND	1,639
Nazir S. Bhatti	IND	1,506
Victor Newton	IND	751
Zulfiqar Pervaiz Sindhu	IND	543

Hindus and Scheduled casts

Registered voters

Province/Area	
Khyber Pakhtunkhwa	1,945
Federal Capital	4
Punjab	37,833
Sindh	641,595
Balochistan	12,953
Total	694,330

Results of four seats reserved for Hindus and Scheduled casts

Total votes polled	212,052	Turnout	30.5%
Valid votes	210,069	Rejected votes	1,983

Successful Candidates	Party	Votes polled
Rana Chandar Singh	IND	55,673
Kishan Chand Parwani	IND	27,296
Assar Das	IND	15,824
Bhagwan Das s/o Khiloo Mal	IND	14,234
Unsuccessful Candidates		
Sobhraj	IND	11,047
Panjo Mal	IND	10,635
Bakhsha Ram	IND	7,605

Gul Hayat Institute

Chiman Das	IND	7,032
Omon Mal	IND	6,607
Thanwar Das	IND	6,592
Bhooro Mal	IND	4,873
Ajo	IND	4,308
Ashok Kumar	IND	3,668
Sono Mal	IND	3,618
Amar Singh	IND	3,018
Lala Mehar Lal Bheel	IND	2,987
Pahlaj Roy	IND	2,351
Guljee	IND	2,329
Paru Mal	IND	2,315
Veeho	IND	2,222
Ninikram	IND	2,132
Lochman	IND	1,930
Madho	IND	1,487
Munawar Chand	IND	1,234
Kanji	IND	1,057
Bhagwan Das s/o Dharmoon	IND	1,030
Soondo Rajput	IND	1,004
Poonja Ram	IND	792
Mehraj Mal	IND	694
Suresh	IND	680
Jumon Mal	IND	647
Man Singh	IND	642
Revo Mal	IND	490
Hari Chand	IND	384
Isar Chand	IND	360
Relu Mal Jagwani	IND	351
Diwan Chand	IND	301
Sroop Singh	IND	272
Mangha Ram	IND	229
Pirbh Das M. Amer	IND	117

Sikhs, Budhists, Parsis and other non-Muslims

Registered voters

Province/Area	
Khyber Pakhtunkhwa	1,763
Federal Capital	15
Punjab	314
Sindh	2,993
Balochistan	131
Total	5,219

Results of one seat reserved for Sikhs, Budhists, Parsis and other non-Muslims

Total votes polled	3,239	Turnout	62.1%
Valid votes	3,222	Rejected votes	17

Successful Candidates	Party	Votes polled
Byram D. Avari	IND	1,900

Unsuccessful Candidates		
M.P. Bhandara	IND	1,322

Qadianis/Ahmedis/Lahoris

Registered voters

Khyber Pakhtunkhwa	50
Federal Capital	109
Punjab	2,063
Sindh	322
Balochistan	15
Total	2,559

The seat remained vacant as no Qadiani/Ahmedi filed nomination. It was, however, filled in through by-elections held later in 1989 and Malik Bashiruddin Khalid was elected. For details please see the preceding narrative section.

Gul Hayat Institute

NA 218 to 237: Reserved seats for women

Khyber Pakhtunkhwa

Successful candidates

Kulsum Saifullah Khan

Malik Mehar-un-Nisa

Unsuccessful Candidates

Tasleem Begum

Punjab

Successful candidates

Begum Rehana Sarwar

Begum Sarwari Sadiq

Begum Nadir Khan Khakwani

Amna Paracha

Razia Sultana

Rehana Aleem Mashadi

Shahnaz Begum

Abida Malik

Amira Ehsan

Attiya Inayatullah

Shahnaz Wazir Ali

Begum Nasreen Rao Rashid

Unsuccessful Candidates

Begum Akhtar Aslam Sukhera

Begum Salma Ahmed

Khurshid Nisar

Dur-e-Shawar Mazari

Rehana Hussain Mullick

Silvat Sher Ali Patuadi

Talat Naheed

Ishrat Jaffar

Qudsia Arshad

Nisar Fatima Zahra

Sindh

Successful candidates

Shamim Nabi Dad Khan

Dr. Mehmooda Shah

Zareen Majeed

Ruqaia Khanum Soomro

Unsuccessful Candidates

None

Balochistan

Successful candidates (Balochistan)

Bibi Amna

Samina Razzaq

Unsuccessful Candidates

Bibi Maryam

Fazila Aliani

Gul Hayat Institute

SECTION 5

1990

Gul Hayat Institute

Important elections related events (1988-1990)

Election of the president

Chairman Senate Ghulam Ishaq Khan took oath as the Acting President after the death of General Zia under Article 49 (1) of the constitution. The election to the office of the President was, under the Constitution, due to be held within 30 days of the elections to the National Assembly. The EC thus announced to hold these elections on December 12, 1990.

Eight candidates filed nomination papers by the due date of December 6. Three of them were rejected as no parliamentarian had proposed or seconded these. Gen (R) Tikka Khan withdrew his nomination within the specified time leaving four contenders in the field. Ghulam Ishaq Khan won the election polling 348 of the 446 votes with Nawabzada Nasrullah Khan securing 140.

Ghulam Ishaq Khan took oath as the President of Pakistan on December 13, 1990.

No confidence motion against the Prime Minister

Pakistan People's Party became the single largest party in the National Assembly after the 1988 election. Its tally though fell short of majority. The party won the support of MQM and ANP and formed the government in Islamabad. It however failed to form government in the biggest province Punjab where the IJI leader Nawaz Sharif was elected as the Chief Minister. PPP's two allies, however, fell out soon and formed Combined Opposition Parties with Islami Jamhoori Ittehad (IJI). The COP filed a notice for a no-confidence resolution with the Secretary of the National Assembly on October 23, 1989. The notice was signed by 86 members. On October 24, the notice was formally submitted and 98 members stood up in its favor. The Speaker fixed November 1 for voting. On November 1, the debate was initiated by the leader of the opposition in the National Assembly, Ghulam Mustafa Jatoi, and leader of the House, Benazir Bhutto responded. 107 members present in the Assembly voted for the motion while 124 opposed the motion. Five members, including Wali Khan of ANP, were absent. Six opposition members defected to the government side while three from the government side crossed over to the opposition.

Dismissal of PPP government and the caretakers

President Ghulam Ishaq Khan dismissed the government of Prime Minister Benazir Bhutto of Pakistan People's Party and dissolved the National Assembly on August 6, 1990. The President invoked his powers granted under Article 58 (2) (b) of the amended constitution. Fresh elections were announced to be held on October 24, 1990 for the National Assembly and on October 27 for the four Provincial Assemblies.

Chief Ministers of Punjab and Balochistan, Nawaz Sharif and Nawab Akbar Bugti, advised the governors of their provinces to dissolve the provincial assemblies. The Chief Ministers of the other two provinces, howev-

Gallup Haqat Institute

er, did not forward the same advice and the Governors of Sindh and Pakhtunkhwa acted to dissolve the assemblies on their own. Ghulam Mustafa Jatoi, the leader of the opposition in the dissolved National Assembly was appointed the caretaker Prime Minister. The caretaker chief ministers were also chosen by the President from the opposition. Three of them (Ghulam Haider Wayne in Punjab, Mir Afzal Khan in Pakhtunkhwa and Jam Sadiq Ali in Sindh) took over their respective provinces as the elected chief ministers after the 1990 elections. Exception was Balochistan where Mir Humayun Khan Mari, the caretaker was replaced by Taj Muhammad Jamali after the elections.

Court cases against dismissal

The order of the dissolution of National Assembly was challenged in Lahore High Court and Sindh High Court. Both upheld the dissolution on 14 and 18 October respectively. The judgment of Lahore High Court was challenged in the Supreme Court that also upheld the dissolution order though two judges wrote dissenting notes. Former Chief Minister of Sindh also challenged the dissolution of the Provincial Assembly in Sindh High Court that validated the dissolution. The dissolution of Pakhtunkhwa Assembly too was challenged in Peshawar High Court by the dismissed Chief Minister Aftab Sherpao. A full bench of the Court, by a majority vote of four to one on September 26, declared the dissolution ultra vires of the Constitution and also ordered, for the first time in the country's history, the restoration of the Provincial Assembly. The Supreme Court suspended the decision immediately and later set it aside by a divided verdict.

Changes in laws

Besides the Eighth Amendment to the Constitution, the laws related to elections; Electoral Rolls Act 1974, Delimitations of Constituencies Act 1974 and Representation of People Act 1976 were comprehensively amended after the July 5, 1977 Martial Law. The 1985 non-party National Assembly incorporated most of these changes into the constitution and the laws. The Representation of People Act was last amended through ordinances on October 4, 1988 (Ordinance No 14 of 1988); on November 7, 1988 (Ordinance No 24 and 27 of 1988) and on December 12, 1988 (Ordinance No 33 of 1988). The Ordinances expired after four months and were re-promulgated under Ordinance No 5 of 1989 on May 22, 1989 with effect from February 4, 1989. The Ordinance again expired on September 21, 1989 and was not re-promulgated. The amended laws were not on the statute when the assemblies were dismissed on August 6, 1990 and fresh elections were announced. The President promulgated the Representation of People (Amendment) Ordinance (No 5 of 1990) on August 26, 1990. The Ordinance reinforced all the expired provisions under which the general elections were held in 1988.

Gul Hayat Institute

1990 General Elections

Election Commission

Justice Naimuddin was appointed Acting Chief Election Commissioner on May 2, 1989. One of the two members of the Election Commission, Justice Rafiq Tarar was elevated as Chief Justice of Lahore High Court and Justice Abdul Razzak Thaheem retired on October 7, 1989. The two posts were vacant when the fresh elections were announced. The caretaker government appointed Justice Khalil-ur-Rehman of Lahore High Court and Justice Amir-ul-Mulk Mengal of Balochistan High Court as members of the Election Commission on August 15, 1990.

Electoral rolls

The electoral rolls were last prepared through a house-to-house enumeration campaign according to the prescribed rules in 1986-87. January 1, 1986 was the qualifying date for enrollment of voters and the final rolls were published on October 8, 1987. The rolls were supposed to be prepared or updated again in the next year but the general elections were announced on May 29, 1988 after the dismissal of Junejo government. The EC was again supposed to launch a fresh enumeration or updating campaign to enroll voters the next year as the Constitution requires annual preparation but according to the Election Report 1990 it could not do so as the government did not provide it the required funds. The government did provide funds in 1990 but these were not enough to support a countrywide house-to-house campaign. The President amended the Electoral Rolls Rules 1974 on June 20, 1990 to enable the EC to revise the electoral rolls "in such manner as may deem fit".

The EC had planned to launch an exercise to revise the electoral rolls on August 12, 1990. But the Assemblies were dissolved on August 6, and as per rules the rolls stood frozen after the announcement of elections. The rolls thus used for the 1990 elections were the same as those used in 1988 besides the routine additions and deletions that are carried on continuous basis.

The total voting strength (Muslims and non-Muslims) rose from 48,055,548 in 1988 to 48,648,966 in 1990, an increase of 1.2 percent.

	Registered voters in		
	1988	1990	Increase
Khyber Pakhtunkhwa	5,939,166	5,972,266	33,100
FATA	34,403	35,145	742
Capital	186,306	189,972	3,666
Punjab	28,280,465	28,451,252	170,787
Sindh	9,878,825	10,184,567	305,742

Gul Hayat Institute

Balochistan		
2,376,281	2,442,362	66,081
Non-Muslims		
1,360,102	1,373,402	13,300
Pakistan		
48,055,548	48,648,966	593,418

Numbers of registered voters have been calculated from the detailed results provided in the EC Election Reports. The detailed results, however, do not provide the number for the seats that go uncontested and these have been taken from elsewhere in the Report. Election proceedings on NA 91 Sialkot 7 in 1990 were terminated due to death of a candidate. A person later returned uncontested from the seat. Number of registered voters in this constituency in 1990 were not available in the published records of the EC. For this seat, the above comparison uses the number of registered voters in 1988 for both the elections.

The increase in registered voters was not distributed evenly on all the seats. The increase was maximum on two Karachi seats 39,764 on NA 188 Karachi Central 3 and 39,313 on NA 195 Karachi East 4. On 84 national seats (of the total 207) increase in number of voters between the two elections was less than 1,000 and it was between 3,000 and 1,000 on another 47. The number of voters in 1990 was however less than that in 1988 on 12 seats that included three of the old Nawabshah constituencies that were redefined for the 1990 elections.

Delimitation of constituencies

After the announcement of elections on August 6, 1990, the Election Commission received 41 presentations (requests) regarding the revision of existing boundaries of certain constituencies. The Commission reviewed the situation on August 30 and decided to review the delimitation of only those constituencies that fell in the districts that were changed after the 1988 elections. Four new districts had been created in the country since last elections Pakpattan district was craved out of Sahiwal, Nowshera of Peshawar, Naushehro Feroz of Nawabshah and Killa Saifullah out of Zhob. After making the following changes in the nine national constituencies, the EC notified the same on September 5, 1990 as modifications to the earlier list published on October 1, 1988

Change in name only

1988	1990
NA 3 Peshawar 3	NA 3 Peshawar-cum-Nowshera
NA 4 Peshawar 4	NA 4 Nowshera
NA 127 Sahiwal 4	NA 128 Pakpattan
NA 128 Sahiwal 5	NA 127 Sahiwal 4
NA 200 Zhob	NA 200 Zhob-cum-Killa Saifullah

Gul Hayat Institute

ndidates:
mber 7-12, 1990
ns by electors:
er 13 & 15, 1990
nation:
ber 16-19, 1990
ber 20-23, 1990
peals:
ber 24-29, 1990
hdrawals:
ember 30, 1990
didates:
October 1, 1990
ember 24, 1990
sial assemblies was
r 27.

both Asif Ali Zardari, husband of the deposed prime minister Benazir Bhutto and of Ghulam Mustafa Jatoi, who replaced her as the caretaker prime minister.

The commission made the above changes under powers granted to it by an amendment made in the Delimitation of Constituencies Act 1974 through Ordinance No L of 1984 dated October 27, 1984. The amendment added a new section 10A to the Act enabling the Commission to make, at any time of its own motion, any amendment, alteration or modification in the final list of constituencies or in the areas included in a constituency.

Other than the changes in name and number of nine constituencies and of boundaries of four constituencies, the definition of the rest of the constituencies was the same as in the 1988 elections.

Political alliances

Islami Jamhoori Ittehad (Islamic Democratic Alliance), better known as IJI, headed by Nawaz Sharif performed well against the PPP is 1988 and was generally considered as the only political force that can counterweight the PPP. The alliance was the main contestant against the PPP in 1990 elections. IJI consisted of the following nine parties:

1. Pakistan Muslim League
2. Jamaat-e-Islami Pakistan
3. National People's Party
4. Jamiat Ulema-e-Islam
5. Nizam-e-Mustafa Group
6. Markazi Jamiat-e-Ahl-e-Hadith (Lakhvi Group)
7. Jamiat-e-Mashaikh Pakistan
8. Azad group
9. Hizbullah Jihad

Except for Jamaat-e-Islami, the other main-

Change in name and boundaries

NA 158 Nawabshah 1	NA 158 Naushehro Feroz 1
NA 159 Nawabshah 2	NA 159 Naushehro Feroz 2
NA 160 Nawabshah 3	NA 160 Nawabshah 1
NA 161 Nawabshah 4	NA 161 Nawabshah 2

The old Nawabshah was home district of

Gul Hayat Institute

stream religious parties Jamiat Ulema-e-Islam (Fazal-ur-Rehman Group) and Jamiat Ulema-e-Pakistan (Noorani Group) stayed away from the alliance. Similarly, except for NPP, the nationalist parties like Awami National Party (ANP), Jamhoori Watan Party, Balochistan National Movement and Pakhtunkhwa Milli Awami Party also contested elections independently. MQM participated in the elections under the name Haq Parast Group.

Pakistan People's Party however joined together with three other parties to form Pakistan Democratic Alliance (PDA) and contested the elections under the same banner. The PDA included:

1. Pakistan People's Party
2. Tehreek-e-Istaqlal
3. Tehreek-e-Nafaz-e-Fiqah-e-Jafaria
4. Pakistan Muslim League (Malik Qasim)

Identity card for voting

Representation of the People (Third Amendment) Ordinance (No 27 of 1988) promulgated by the President on November 7, 1988 ensured that a ballot paper was not issued to a person who fails or refuses to produce National Identity Card at the polling station. The amendment to the Act made identity cards mandatory for casting vote for the first time in the country's electoral history. The ordinance lapsed after its four month constitutional life (that is after the 1988 elections). While re-promulgating the ordinance on May 22, 1989 (No 5 of 1989), the President however preferred to drop part of Section 33 relating to the mandatory provision of identity card. That created an impression that the condition may not hold for the next elections.

The president re-promulgated the Ordinance 5 of 1989 (that had again lapsed) on August 26, 1990 as Ordinance 5 of 1990 with few additions that included the clause relating to mandatory production of identity card at the time of balloting. This again made it obligatory for the voters to produce their national identity cards at polling stations to be able to poll their votes.

Appointment of judicial officers

As practiced in 1988, election staff in 1990 was drawn from the judicial branch and the polling staff from grade 17 and lower officers of various departments with education contributing the most.

District and Session Judges were appointed as District Returning Officers for their respective districts. The Additional District and Session Judges and Civil Judges assumed the duties of Returning Officers. In some cases, Judicial Magistrates and the executive officers were also appointed Resident Officers.

Judicial officers are generally not as resourceful as the executive officers at the district level and might have found it practically difficult to discharge their duties. The President thus repeated his directive of 1988 and asked the executive officers to extend help to the judicial officers. He made the Deputy Commissioners responsible for providing the judicial officers with the facilities of transport, telephone, accommodation, manpower, bulk-breaking of election material at the district headquarters and security to the officers and staff engaged in election duties.

The polls were staggered that is elections to the National Assembly and to the four Provincial Assemblies were held on different days. The elections to the National Assembly seats were held on October 24, 1990 and to the four Provincial Assemblies on October 27.

Quaid-e-Azam Institute

	46	46	87	6,429	22,699	45,398
stan	11	11	45	1,681	4,647	9,294
	207	207	317	33,736	114,548	229,096

ning Officer; ARO: Assistant Returning Officer; PrO: Presiding Officer;
sistant Presiding Officer; PO: Polling Officer
ne PrO for every Polling Station and one APrO for each Polling Booth.
to these Deputy Commissioners were appointed District Returning Officers of
active districts.

Nominations and contestants

As provided in the constitution and practiced earlier, double membership was barred. However, candidates were allowed to contest on more than one seats in the National and/or Provincial Assemblies. 2,341 persons filed nomination papers for the elections to the 207 Muslim seats. 27 were rejected of which two were later accepted back on appeal while another nomination was rejected following an appeal against acceptance leaving behind 2,315 validly nominated candidates. 917 of these withdrew from the contest within the stipulated time. 1,398 candidates thus appeared on ballot papers. Another 66 opted to retire before the expiry of the time limit for retirement, that is four days before the polling. The number of candidates withdrawing and retiring was high compared with the past elections. It left 1,332 persons competing for the 207 seats.

Election expenses

Sections 48 to 51 of the Representation of the People Act 1976 deal with the matters of expenses that a candidate can make on his/her election bid. They prescribe a limit and bind the contestants to submit the returns of expenses to the Election Commission within 30 days of the notification of the final results. Failure to submit the returns of election expenses is an illegal practice under section 83 and exceeding the prescribed limit of expenses is a corrupt practice as laid down under section 78. Person found guilty of contravening these provisions are liable to be proceeded against in accordance with the provisions of section 96. Under these the Election Commission is required to direct the Returning Officers to launch proceedings against the violators in appropriate court and conviction by a court may lead to the guilty person's disqualification by the CEC

Gul Hayat Institute

for a period not exceeding five years.
The final results of the elections were notified on October 31, thus the final date for submission of the returns of election expenses was November 30. The EC had accordingly issued a press note on November 4, giving details of the relevant legal provisions. The details furnished by the Returning Officers after the expiry of the date showed that 290 candidates failed to file the returns while another 15 filed these after the date. While the EC was yet to initiate legal proceedings against the defaulting candidates, the Ordinance No 11 promulgated on April 15, 1991 omitted Sections 48 to 51 from the Representation of the People Act 1976.
Before the expiry of the four-month life of the Ordinance, the Parliament enacted Representation of the People (Amendment) Act 1991 that also did away with the same sections related with the election expenses. The Amendment Act that came into force on June 9, 1991 deprived the entire election expense issue of any legal standing.

Election symbols

The Election Commission invited applications for allocation of symbols from the political parties on September 9, 1990. A large number of 'political parties' had applied for a symbol after the recognition of the right of allocation of symbols by the Supreme Court just before the 1988 elections. The EC was apprehensive that a number of applicants were not genuine. The Commission thus laid down an eight point criteria to assess the applicants and found out that many were actually single person ventures.
The EC received 86 applications within the stipulated time and allocated symbols to 34 Muslim parties and 16 Christian and Hindu parties. The rest 36 were rejected. Another 21 applications received after the expiry of the deadline were also rejected.

Voters objecting nomination

The Federal Shariat Court had advised the government to provide an opportunity to the voters of a constituency to object to the nomination of a person as a candidate. The President provided legal cover to the advice through Representation of the People (Amendment) Ordinance (No 5 of 1990).
Fifty-one voters filed 62 objections to the nomination of 53 candidates in 28 constituencies. The Returning Officers rejected all of these in the process of scrutiny.

Code of conduct

The Election Commission prescribed a 12-point code of conduct for the contesting parties. Its copies were supplied to the parties and it was published in the press as well. The Code was voluntary and some of its points were reminders of the legal provisions governing the conduct.

Proceedings terminated

Election proceedings on NA 91 Sialkot 7 were terminated due to murder of Idrees Taj, the Islami Jamhoori Ittehad candidate for the seat. Fresh proceeding for holding elections in the constituency were later announced and the polling was scheduled for January 26, 1991. However, no one filed nominations except Ashfaq Taj, brother of the deceased candidate. He thus was declared returned uncontested and notified on January 27, 1991.

Re-polling/ re-counting orders

Election Commission accepted complaints and ordered recounting of votes in two national constituencies that is in the entire constituency of NA 29 Tribal Area 3 and at all polling stations except 16 of NA 156 Jacobabad 1. The margin of victory was

Quaid-i-Azam Institute

	321	3	0	0	318	165	4	149
	136	9	0	0	127	53	1	73
tal	24	0	0	0	24	10	1	13
	1,154	3	0	1	1,150	451	36	663
	547	9	2	0	540	169	21	350
	159	3	0	0	156	69	3	84
	2,341	27	2	1	2,315	917	66	1,332

d **1**; Rejected **2**; Rejection overturned on appeal **3**; Acceptance over
4; Validly nominated **5**; Withdrawn **6**; Retired **7**; Contesting **8**

Following is the party wise break-up of number of candidates:

PDA	181	PNP	10	PSP	5	JAS	1
IJI	152	BNM	7	AT(PG)	4	JUP(Niazi)	1
PAT	59	PKMAP	7	PPI(MHK)	4	NDP	1
JUI(F)	54	PML(Q)	7	SQI	4	PMKP(FG)	1
JUP(Noorani)	44	SNF	7	QIP	3	SNA(HJ)	1
HPG	24	JWP	6	PPI(SAG)	2	SNA(HK)	1
ANP	18	PDP	6	HF	1		

very little in both cases and the results reversed after the re-count that is the earlier runner up ended as winner.

Uncontested winners

Baroz and Malik Aslam Khan returned uncontested from NA 27 Tribal Area 1 and NA 34 Tribal Area 8 respectively. Election proceeding for NA 91 Sialkot 7 were terminated due to the death of a contestant and the fresh proceedings later resulted in the uncontested return of Muhammad Ishfaq Taj. Syed Ghaus Ali Shah of IJI also returned uncontested in by-elections on NA 90 Sialkot 6 that was vacated by Ghulam Mustafa Jatoi.

By-elections on vacated seats

Ten National Assembly seats were vacated by as many persons as they had won on more than one seats of the National Assembly and/or a provincial assembly. See details below. By-elections on all these seats were held on January 10, 1991. Winners of more than one seats who vacated a National Assembly seat:

Khan Mir Afzal Khan	
Senator	(Vacated)
NA 7 Mardan 2	(Vacated)
PF 18 Mardan 1	(Vacated)
PF 20 Mardan 3	(Retained)

Gul Hayat Institute

M. Ijaz-ul-Haq
NA 39 Rawalpindi 4 (Retained)
NA 72 Toba Tek Singh 2 (Vacated)
Mian Nawaz Sharif
NA 48 Sargodha 2 (Vacated)
NA 95 Lahore 4 (Retained)
PP 113 Sialkot 7 (Vacated)
PP 123 Lahore 8 (Vacated)
M. Khan Junejo
NA 62 Faisalabad 6 (Vacated)
NA 175 Tharparkar 2 (Retained)
Ghulam Mustafa Jatoi
NA 90 Sialkot 6 (Vacated)
NA 158 Naushehro Feroz 1(Retained)
Manzoor Ahmad Wattoo
NA 112 Okara 3 (Vacated)
PP 159 Okara 7 (Retained)
Ghulam Haider Wyne
NA 123 Khanewal 3 (Vacated)
PP 178 Khanewal 5 (Retained)
Ghulam Mustafa Khar
NA 137 Muzaffargarh 3 (Retained)
NA 138 Muzaffargarh 4 (Vacated)
PP 214 Muzaffargarh 8 (Vacated)
Bizen Bizenjo
NA 205 Khuzdar (Vacated)
NA 207 Turbat-cum-Panjgur(Retained)
Malik Khuda Bakhsh
NA 52 Khushab (Vacated)
PP 34 Khushab 2 (Retained)

Women contestants on general seats

Twelve women candidates contested elections to the 13 Muslim seats. Benazir Bhutto of People's Democratic Alliance (PDA) contested from both NA 1 Peshawar 1 and NA 166 Larkana 3. Besides Benazir and Nusrat Bhutto, the PDA also nominated Shahnaz Javaid as its candidate from NA 126 Sahiwal 3. She lost to an IJI nominee in a close contest. Only woman awarded the IJI ticket was Syeda Abida Hussain who lost to the PDA man in NA 69 Jhang 4. Besides these four candidatures, the rest 9 were independent and none of them could secure more than a few thousand votes.

Women voters

The electoral rolls on September 5, 1990 had 85.6 women against every 100 men voters. Following is the area-wise break-up. (Muslims only)

	Male	Female	F as % of M
Khyber Pakhtunkhwa	3,387,427	2,584,839	76.3
Tribal areas	35,145	0	0.0
Islamabad	103,150	86,822	84.2
Punjab	15,117,431	13,333,815	88.2
Sindh	5,545,523	4,639,044	83.7
Balochistan	1,289,216	1,153,146	89.4
Pakistan	25,477,892	21,797,666	85.6

The last gender segregated voter data published by the EC is dated October 8, 1987. In the following three years the rolls for male had grown by 12.3 percent while those for females by 10.6 percent. The continued gender gap in voter enrollment resulted in a drop of 1 percentage point in female voters as percentage of male voters. It was 86.9 in October 1987.

The three volume election reports published by the EC for 1985 and 1988 elections provided the gender segregated district breakup of registered voters. The 1990 report however does not provide the same.

Reserved seats expire

Under Article 51 (4) of the Constitution, the additional seats for women in the National Assembly were reserved until the expiration of a period of ten years from the commencing day or holding of three general elections whichever occurs later. Since three general elections were held in 1977, 1985 and 1988, the reserved seats expired.

Ali Hiyar Institute

Province	Non-Muslim voters Christian	Hindu+	Parsi+	Qadiani	All
Pakhtunkhwa	11,279	1,937	1,889	87	15,192
Tribal areas	0	0	0	0	0
Islamabad	4,400	4	11	109	4,524
Punjab	562,249	39,029	1,184	2,704	605,166
Sindh	81,696	641,455	3,487	402	727,024
Balochistan	6,958	14,136	366	20	21,480
Pakistan	666,582	696,561	6,937	3,322	1,373,402

The Ordinance 5 of 1990 amending the Representation of the People Act thus dropped Section 47, providing for the elections to the reserved seats.

Elections to seats reserved for non-Muslims

Elections were held on the basis of separate electorate as provided by the amended constitution. The four non-Muslims groups were allocated a total of ten seats; four for Christians, four for Hindus and Scheduled Casts; one for Parsis, Sikhs, Buddhists and other non-Muslims and one for Qadianis.

Entire Pakistan served as one multi-member constituency for the non-Muslims. All polling stations served both Muslim and non-Muslim voters. Non-Muslim voters polled their ballots in the same boxes as Muslims. They were distinguished from each other by the different colored papers on which these were printed and were separated by the polling staff before counting. Ballot papers for Christians were printed on pink paper, for Hindus on blue, for Parsis and others on yellow and for Qadianis on orange (magnate) colored papers. The color of the ballot paper for Qadianis in the past elections was green.

Following were the total number of registered voters in the four non-Muslim groups.

The number of voters of four non-Muslim groups as on September 5, 1990 is given in the table.

This was marginally above the number of non-Muslim voters for the previous election (1,359,859) representing an increase of 13,543 voters or an increase of one percent.

101 non-Muslim candidates filed nominations for the elections to the ten seats. One was rejected and 18 withdrew from the contest leaving 82 in the field. There were 29 candidates for the Christian seats, 40 for Hindu, 5 for Parsis, Sikhs and others and 8 for the one allocated to Qadianis.

The Qadiani seat had remained uncontested in 1985 and 1988 elections as none had filed nomination. It was filled for the first time by a Qadiani in the by-elections held later on the vacant seat in 1989.

Expenditure of elections

The Election Report published by the Commission did not provide details of expenses incurred on conduct of general elections 1990. The Election Report for 1993 however cited the expenditure on previous elections for the purpose of comparison. It put the expenditures on 1990 general elections at Rs 363,464,696 or Rs 7.47 per registered voter.

Gul Hayat Institute

Names of contesting political parties, abbreviations used and their election symbols

1	Awami National Party	ANP	Lantern
2	Awami Tehreek (Paleejo Group)	AT (PG)	Bus
3	Balochistan National Movement	BNM	Saw
4	Hazara Front	HF	Walking Stick
5	Haq Parast Group	HPG	Kite
6	Islami Jamhoori Ittehad	IJI	Bicycle
7	Jamaat Ahl-e-Sunnat	JAS	Turban
8	Jamiat-ul-Ulema-e-Islam (Fazal-ur-Rehman Group)	JUI (F)	Book
9	Jamiat-ul-Ulema-e-Pakistan (Niazi Group)	JUP (Niazi)	Tractor
10	Jamiat-ul-Ulema-e-Pakistan (Noorani Group)	JUP (Noorani)	Ladder
11	Jamhoori Wattan Party	JWP	Wheel
12	National Democratic Party	NDP	Flower vase
13	Pakistan Awami Tehreek	PAT	Clock
14	People's Democratic Alliance	PDA	Arrow
15	Pakistan Democratic Party	PDP	Umbrella
16	Pakhtunkhwa Milli Awami Party	PKMAP	Tree
17	Pakistan Mazdoor Kissan Party (Fatehyab Group)	PMKP (FG)	Mountain
18	Pakistan Muslim League (Qayyum Group)	PML (Q)	Scooter
19	Pakistan National Party	PNP	Axe
20	Punjabi Pakhtoon Ittehad (Mir Hazar Khan Group)	PPI (MHK)	Hockey
21	Punjabi Pakhtoon Ittehad (Sarwar Awan Group)	PPI (SAG)	Spectacles
22	Pakistan Saraiki Party	PSP	Takhti
23	Qaumi Inqalabi Party	QIP	Bulb
24	Sindh National Alliance (Hamid Jatoi Group)	SNA (HJ)	Table
25	Sindh National Alliance (Hamida Khuhro Group)	SNA (HK)	Sewing Machine
26	Sindh National Front	SNF	Car
27	Saraiki Qaumi Ittehad	SQI	Ghulail

Gul Hayat Institute

1990 Election brief

General elections 1990 were called as President dismissed the PPP government and dissolved the assemblies on August 6, 1990 exercising powers under Article 58(2)(b).

Election to the National Assembly were held on October 24, 1990 and to the Provincial Assemblies on October 27.

PPP formed an electoral alliance, People's Democratic Alliance, with three other parties as most of its rival parties remained united as Islami Jamhoori Ittehad (IJI). MQM participated in the elections under the name Haq Prast Group.

Judicial Officers were appointed to administer elections and the Identity Card condition for polling remained in tact.

1990 elections were held less than two year after the previous ones. Number of registered voters rose by only 1.2 percent and delimitation of constituencies largely remained the same.

Election proceedings in one constituency were terminated due to death of a candidate.

There were two uncontested winners from tribal areas; NA 27 and NA 34.

Multiple winners vacated ten National Assembly seats after the elections.

There was contest on the non-Muslim seat reserved for Qadiania/Ahmedia for the first time. It had remained vacant earlier.

Reserved seats for women outlived their constitutional life. The strength of the National Assembly thus was reduced to 217.

No. of candidates

Province	P	S	KP	B	Pk
IJI	111	15	18	7	152*
PDA	111	43	19	7	181*
HPG	0	24	0	0	24
ANP	1	4	8	5	18
JUI-F	10	10	23	10	54*
Others	98	38	15	28	182*
Ind.	319	213	66	27	705**
Total	650	347	149	84	1,316**

*Totals include one candidate each of IJI, PDA and JUI-F in capital and 3 candidates of other small parties.

**Totals include 7 independent candidates in Capital while 70 in FATA.

Turnout

Pakistan

Polled votes (Invalid votes) — Registered voters

45.2%

21,395,479 (231,568) — 47,258,302

Punjab

49.3%

14,016,503 (144,007) — 28,441,087

Sindh

43.3%

4,408,266 (35,983) — 10,184,587

Khyber Pakhtunkhwa

39.7%

2,134,654 (30,727) — 5,372,266

Balochistan

29.3%

712,797 (18,151) — 2,442,382

Non-Muslims (All Pakistan)

35.4%

486,624 (4,276) — 1,373,402

Gul Hayat Institute

Party shares in seats

Province	P	S	KP	B	Pk
IJI	91	3	8	2	105*
PDA	14	23	5	2	44
HPG	0	15	0	0	15
ANP	0	0	6	0	6
JUI-F	0	0	4	2	6
Others	3	0	0	5	8
Ind.	6	5	3	0	22**
Total	114	46	26	11	206

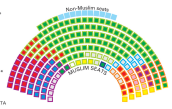

* IJI also secured one federal capital seat

** Independents include 8 members from FATA

Each box represents one national seat in the above graphic. Outline of the box denotes the province/area it belongs to and fill color represents the party won this seat. White fill seats represent seats on which elections were terminated/not held.

Punjab seats Sindh Khyber Pakhtunkhwa Balochistan FATA Capital

Party shares in votes

PAKISTAN

IJI	7,908,513
PDA	7,795,218
HPG	1,172,525
JUI (F)	622,214
IND	2,179,956
Others	1,485,485
All	21,163,911

Results of NA 91 Sialkot 7 are not included as election proceedings were terminated due to death of a candidate

PAKHTUNKHWA

IJI	522,648
PDA	487,801
JUI (F)	439,261
IND	345,308
Others	416,409
All	2,110,927

PUNJAB

IJI	6,869,928
PDA	5,253,122
JUI (F)	249,033
IND	1,105,000
Others	375,513
All	13,877,596

SINDH

PDA	1,927,612
HPG	1,172,525
IJI	386,453
IND	781,306
Others	1,291,228
All	4,372,078

BALOCHISTAN

JUI (F)	195,863
PDA	103,216
IJI	92,861
IND	8,801
Others	368,658
All	694,049

Gul Hayat Institute

NA 1 to 26: Khyber Pakhtunkhwa

NA 1
Peshawar 1

Registered voters	228,734		
Total votes polled	96,516	Turnout	42.2%
Valid votes	95,307	Rejected votes	1,209

Ghulam Ahmad Bliour	ANP	51,233
■ Banazir Bhutto	PDA	38,951
Ghulam Jaffar	IND	1,507
M. Yusuf Qureshi	IND	1,190
Banazir	IND	1,067
Qamar Abbas	IND	397
Khalid Mehmood Durrani	PAT	373
Abdul Majid	IND	290
Qazi Shah Jehan	NDP	204
Syed Javed Hassan Shah	IND	95

NA 2
Peshawar 2

Registered voters	159,946		
Total votes polled	65,294	Turnout	40.8%
Valid votes	64,557	Rejected votes	737

Arbab M. Jehangir Khan	ANP	31,222
Aftab Ahmad Khan Sherpao	PDA	19,137
Mursaleen Khan	JUI (F)	13,307
M. Hassan Khan	IND	891

NA 3
Peshawar-cum-Nowshera

1988: NA 3 Peshawar 3

Registered voters	218,206		
Total votes polled	82,849	Turnout	38.0%
Valid votes	81,746	Rejected votes	1,103

Arbab M. Zahir	ANP	38,730
Abdul Latif	PDA	19,977
Molana M. Usman	JUI (F)	11,770
Pirzada Nabi Amin	IND	11,269

NA 4
Nowshera

1988: NA 4 Peshawar 4

Registered voters	198,702		
Total votes polled	82,753	Turnout	41.6%
Valid votes	81,711	Rejected votes	1,042

M. Ajmal Khan Khattak	ANP	38,389
Pervaiz Khan Khattak	PDA	25,722
Molana Sher Ali Shah	JUI (F)	13,961
M. Amin Khattak	IND	3,639

NA 5
Charsadda

Registered voters	339,344		
Total votes polled	123,967	Turnout	36.5%
Valid votes	121,616	Rejected votes	2,351

Molvi Hassan Jan	JUI (F)	66,452
Abdul Wali Khan	ANP	52,929
Fawad-ul-Haq (Retired)	IND	2,235

Gul Hayat Institute

NA 6
Mardan 1

Registered voters	227,704		
Total votes polled	87,503	Turnout	38.4%
Valid votes	86,731	Rejected votes	772

M. Azam Khan	ANP	35,880
Khanzada Khan	PDA	28,616
Ghulam Rabbani	JUI (F)	22,235

NA 7
Mardan 2

Registered voters	244,354		
Total votes polled	84,860	Turnout	34.7%
Valid votes	84,154	Rejected votes	706

Khan Mir Afzal Khan	IJI	37,452
Rahim Dad Khan	PDA	24,813
Haji M. Ahmad Sahib	JUI (F)	17,872
M. Shah Jehan Khan	PK-MAP	1,575
Abdul Akbar Khan	IND	1,174
Ziarat Khan Mohmand	PM-KP (FG)	647
Kar Khan	IND	621

Khan Mir Afzal Khan also won two Pakhtunkhwa Assembly seats, PF 18 Mardan 1 and PF 20 Mardan 3. He was a member of the Senate since 1988. He opted to retain PF 18 Mardan 1. By-elections on the vacated NA 7 was held on January 10, 1991. Following are the detailed results:

Registered voters	244,354		
Total votes polled	56,430	Turnout	23.1%
Valid votes	55,867	Rejected votes	563

Haji Sarfaraz Khan	PDA	19,707
Molana Haji M. Ahmad Sahib	IND	16,115
Syed Shahzad Gul Bacha	IND	14,441
Haji Abdul Malik Khan	IJI	5,604

NA 8
Swabi

Registered voters	301,602		
Total votes polled	115,684	Turnout	38.4%
Valid votes	114,425	Rejected votes	1,259

Rehmanullah	ANP	51,909
Saleem Khan	PDA	28,750
Qazi Molana Fazlullah	JUI (F)	28,015
Yaqub Khan	IND	5,751

NA 9
Kohat

Registered voters	318,861		
Total votes polled	89,156	Turnout	28.0%
Valid votes	88,219	Rejected votes	937

Syed Iftikhar Hussain Gilani	PDA	27,848
Molvi Niamatullah	IJI	26,493
Javed Ibrahim Paracha	JUI (F)	25,143
Syed Ghalib Shah	IND	8,117
Gul Shahzad Khattak	IND	618

NA 10
Karak

Registered voters	163,217		
Total votes polled	56,334	Turnout	34.5%
Valid votes	55,935	Rejected votes	399

Alhaj M. Aslam Khan Khattak	IND	27,866
Molana Shaheed Ahmad	IJI	14,684
Afrasiab Khattak	QIP	9,643
Hafiz Abn-e-Amin	JUI (F)	3,180
Sher Nawaz Khattak	IND	285
Bakht Bibi	IND	277

Gul Hayat Institute

NA 11
Abbottabad 1

Registered voters	242,384		
Total votes polled	99,471	Turnout	41.0%
Valid votes	97,980	Rejected votes	1,491

Sardar Mehtab Ahmad Khan	IJI	64,541
Amanullah Khan Jadoon	IND	31,754
M. Salim Khan	IND	1,321
Nawab Khan Jadoon	IND	364

NA 12
Abbottabad 2

Registered voters	247,316		
Total votes polled	87,280	Turnout	35.3%
Valid votes	85,922	Rejected votes	1,358

Haji Javed Iqbal Abbasi	IJI	43,764
Sardar Gul Khatab	IND	29,247
Sardar Inayat-ur-Rehman	PDA	5,576
M. Saleem Khan	IND	5,284
Sardar Hukam Dad	IND	1,373
Lt.Col. (R) Abdul Razzaq	HF	678

NA 13
Abbottabad 3

Registered voters	228,243		
Total votes polled	97,549	Turnout	42.7%
Valid votes	96,114	Rejected votes	1,435

Gohar Ayub Khan	IJI	52,923
Omar Asghar Khan	PDA	30,970
Raja M. Tahir Ayub	PAT	6,339
M. Naseem	IND	3,643
Malik Abdul Sattar	JUI (F)	1,260
M. Rafiq Mashwani	IND	979

NA 14
Mansehra 1

Registered voters	231,021		
Total votes polled	91,624	Turnout	39.7%
Valid votes	90,004	Rejected votes	1,620

Sardar M. Yusuf	IND	34,787
Syed Muzammil Shah	IJI	31,457
Syed Ghualm Nabi Shah	JUI (F)	13,120
M. Hanif Khan	IND	9,443
Sajid Mumtaz Khan	PDA	726
Syed Ikhlaq Shah	IND	471

NA 15
Mansehra 2

Registered voters	213,725		
Total votes polled	58,940	Turnout	27.6%
Valid votes	57,944	Rejected votes	996

Nawabzada Salahuddin Saeed Khan	IJI	19,109
Syed Qasam Shah	IND	16,115
Zar Gul	IND	11,528
Molana Abdur Razzaq Aziz	JUI (F)	6,733
Qazi Shams-ul-Haq	PAT	1,652
Badar-ul-Islam	IND	905
Ali Muhammad	IND	838
M. Aslam	IND	519
Malik M. Yunas	IND	298
Iftikhar Hussain	IND	181
Ghulam Sumdani Khan	PDP	66

Gul Hayat Institute

NA 16
Mansehra 3

Registered voters	80,492		
Total votes polled	36,698	Turnout	45.6%
Valid votes	35,944	Rejected votes	754

Alamzeb Khan	JUI (F)	13,556
Khan M. Ayub Khan	IND	10,684
Malik Jan	IND	8,160
Abdul Qayoom	IND	2,797
Sher Ali Khan (Retired)	IND	747

NA 17
Kohistan

Registered voters	146,623		
Total votes polled	25,633	Turnout	17.5%
Valid votes	25,222	Rejected votes	411

Molvi M. Amin	JUI (F)	7,752
Malik Said Ahmad	IND	4,607
Aurangzeb	IND	4,581
Molana Abdul Baqi	IJI	4,134
Gul Dad Khan	IND	3,106
M. Siraj	QIP	690
Haji Ali Dad	IND	352

NA 18
Dera Ismail Khan

Registered voters	377,482		
Total votes polled	158,668	Turnout	42.0%
Valid votes	156,796	Rejected votes	1,872

Fazal Karim Khan Kundi	PDA	64,533
Molana Fazal-ur-Rehman	JUI (F)	52,890
Haji M. Ramzan	IND	15,679
Qazi Abdul Latif	IJI	13,619
M. Khalik Raza Zakori	PAT	6,047
Asmatullah Khan Mastikhel	JUP (Noorani)	2,282
Haji Nisar Ahmad	IND	926
Liaqat Ali Khan Kundi	IND	820

NA 19
Bannu 1

Registered voters	197,105		
Total votes polled	58,191	Turnout	29.5%
Valid votes	57,765	Rejected votes	426

Molvi Ali Akbar	JUI (F)	28,471
Riaz Khan	PDA	12,519
Molvi Abdul Rauf	IJI	11,317
M. Shafiq	QIP	2,598
Sher M. Khan	IND	1,445
M. Parvez	PAT	689
Abdus Samad Khan	IND	647
Naeem Khan	IND	79

NA 20
Bannu 2

Registered voters	215,528		
Total votes polled	76,968	Turnout	35.7%
Valid votes	75,937	Rejected votes	1,031

Nasir M. Khan	IJI	38,877
Ahmad Jan	JUI (F)	34,322
M. Farid Khan	IND	1,838
Abdus Samad	IND	806
Khalid Latif	IND	94

NA 21
Swat 1

Registered voters	215,316		
Total votes polled	74,408	Turnout	34.6%
Valid votes	73,161	Rejected votes	1,247

Haji Khaliq Dad Khan	IJI	24,891
Ubaid-ur-Rehman	JUI (F)	17,480
Shahzada Amani Room	PDA	15,341

Gul Hayat Institute

Mian Gul Aurangzeb	IND	12,894
Taj M. Khan	IND	1,487
Mehboob-ur-Rehman	IND	1,068

NA 22
Swat 2

Registered voters	246,193		
Total votes polled	68,772	Turnout	27.9%
Valid votes	67,325	Rejected votes	1,447

Abdul Matin Khan	IND	19,084
Haji Fazl-e-Raziq	IJI	18,901
Molana Abdul Rehman	JUI (F)	11,755
Sattaruddin	PDA	11,315
Sher Bahadar	IND	6,270

NA 23
Swat 3

Registered voters	261,935		
Total votes polled	89,408	Turnout	34.1%
Valid votes	87,535	Rejected votes	1,873

M. Afzal Khan	PDA	32,515
Shujat Ali Khan	IJI	28,080
Molvi Abdur Rehman	JUI (F)	14,664
M. Ayub Khan	ANP	7,759
M. Mukhtar	PKMAP	1,387
Sultan Yusuf	IND	1,314
Mehboob-ur-Rehman	IND	1,282
Syed Allauddin	IND	534

NA 24
Chitral

Registered voters	116,608		
Total votes polled	65,454	Turnout	56.1%
Valid votes	63,971	Rejected votes	1,483

Shahzada Mohyuddin	IJI	35,269
Piar Ali Allana	PDA	20,628
Ubaidullah	JUI (F)	6,282
Sardar Aman Khan	IND	1,608
M. Jehangir Khan Jiggar (Retired)	IND	184

NA 25
Dir

Registered voters	288,550		
Total votes polled	68,765	Turnout	23.8%
Valid votes	67,266	Rejected votes	1,499

Najmuddin	PDA	28,533
Sahabzada Fathullah	IJI	27,147
Qazi Abdus Salam	JUI (F)	5,851
M. Ayub Khan	IND	5,735

NA 26
Malakand Protected Area-cum-Dir

Registered voters	263,075		
Total votes polled	91,909	Turnout	34.9%
Valid votes	90,640	Rejected votes	1,269

Ahmad Hassan	PDA	31,331
Molana Gohar Rehman	IJI	29,888
Abdur Rehman Khan	IND	13,436
Sahabzada Khalid	JUI (F)	10,280
Haji M. Khan	IND	5,705

Gul Hayat Institute

NA 27 to 34: Federally Administered Tribal Areas (FATAs)

NA 27
Tribal Area 1
Mohmand Agency

Mr Baroz returned uncontested

NA 28
Tribal Area 2
Kurram Agency

Registered voters	1,449		
Total votes polled	1,264	Turnout	87.2%
Valid votes	1,246	Rejected votes	18

Syed Yusuf Hussain	IND	607
Abdul Manan	IND	550
Juma Gul Parachamkani	IND	37
Akhunzada M. Saeed Parachamkani	IND	16
Kh. M. Khan Masozai	IND	12
M. Hayat Khan Parachamkani	IND	11
Khaista Jan Manatwal	IND	5
Barang Parachamkani	IND	4
Baz Gul Mengal	IND	2
Hussain Jan	IND	1
Zawar Hussain	IND	1

NA 29
Tribal Area 3
Orakzai Agency

Noor Syed Mian secured highest votes in the initial count, Spin Gul moved an application for recounting which was accepted. After the recounting Spin Gul was declared elected with highest votes on November 7, 1990. Fresh results are as under:

Registered voters	8,592		
Total votes polled	4,643	Turnout	54.0%
Valid votes	4,507	Rejected votes	136

Spin Gul	IND	956
Noor Syed Mian	IND	955
Haji Khial Shah	IND	946
Akhunzada Fazal Hamid	IND	633
Alhaj Ghazi Said Jamal	IND	619
Lt. Col. (R) Amanullah Khan	IND	189
Alim Hassan	IND	102
Sub. Maj. (R) Eid Akbar	IND	58
Inayatullah	IND	49

NA 30
Tribal Area 4
North Waziristan Agency

Registered voters	1,466		
Total votes polled	1,024	Turnout	69.8%
Valid votes	1,010	Rejected votes	14

M. Ajmal	IND	494
Qadar Khan	IND	281
Mir Hawaz	IND	209
Jan Mehmood	IND	11
M. Sharif	IND	6
Maamoor Khan	IND	4
Fateh Khan	IND	2
Pir Sahib Khan	IND	1
Noor Baqi Jan	IND	1

Gul Hayat Institute

Sheirn Akbar	IND	1
Shair Khan; Sheikh Abdullah	IND	0

NA 31
Tribal Area 5

South Waziristan Agency

Registered voters	1,155		
Total votes polled	990	Turnout	85.7%
Valid votes	973	Rejected votes	17

Haji Sakhi Jan	IND	536
Ghiasuddin	IND	396
Sultan Muhammad	IND	16
Aziz-ul-Hassan	IND	8
Shahzad Khan	IND	5
Aziz Khan	IND	4
Noor Ali	IND	3
Haji Shah Mehmood	IND	3
Abdul Qayoom	IND	2

NA 32
Tribal Area 6

Bajaur Agency

Registered voters	7,338		
Total votes polled	3,393	Turnout	46.2%
Valid votes	3,247	Rejected votes	146

Haji Lal Karim	IND	842
Mian Shah Jehan	IND	639
Molvi M. Sharif	IND	413
M. Din	IND	317
M. Ibrahim Khan	IND	266
Malik Mehboob Jan	IND	227
M. Akbar	IND	152
Dr. Abdul Hakim	IND	116
Haji Gulzada	IND	103
Malik Ali Khan	IND	91
Alif Muhammad	IND	62
Malik Khaista Gul	IND	19

NA 33
Tribal Area 7

Khyber Agency

Registered voters	4,148		
Total votes polled	3,095	Turnout	74.6%
Valid votes	3,004	Rejected votes	91

M. Ayub Khan	IND	2,080
Malik Nadir Khan	IND	794
Ali Akbar	IND	48
Khialae Khan	IND	18
M. Hashim	IND	13
Mir Aslam	IND	11
Haji Zali Khan	IND	8
Babu Khan	IND	7
M. Ishaq	IND	7
M. Akbar	IND	5
Qamar Din	IND	5
Haji Shahji Gul	IND	4
Haji Shah Zamir	IND	2
Dost Muhammad	IND	1
Mehmood Khan	IND	1
Nadir Shah	IND	0
Haji Hussain Gul	IND	0
Haji Abdul Latif	IND	0

NA 34
Tribal Area 8

Tribal areas of Peshawar, Kohat, Bannu, Tank, and Dera Ismail Khan districts

Malik Aslam Khan returned uncontested

Gul Hayat Institute

NA 35: Federal Capital

NA 35
Islamabad

Registered voters	189,972		
Total votes polled	108,850	Turnout	57.3%
Valid votes	107,476	Rejected votes	1,374

Haji M. Nawaz Khokhar	IJI	56,795
Raja Pervaiz Khan	PDA	43,467
Raja Abdul Qayoom	PAT	3,199
Siddiq Butt	IND	1,315
Sub. (R) Abdullah Shah (Retired)	IND	779
Rana G. M. K. Pasha	PML (Q)	560
Syed Ali Nawaz Shah Gardezi	PDP	486
M. Bashir Mumtaz	JUI (F)	415
Ch. M. Jamil	IND	144
M. Safdar Awan	IND	108
M. Shahzad Khan	IND	104
Jehangir Akhtar	IND	68
Syed Razi Jaffar Zaidi	IND	36

NA 36 to 150: Punjab

NA 36
Rawalpindi 1

Registered voters	261,470		
Total votes polled	136,240	Turnout	52.1%
Valid votes	134,842	Rejected votes	1,398

Shahid Khaqan Abbasi	IJI	80,305
Raja M. Anwar	PDA	54,011
Capt. (R) Raja M. Riaz Khan	IND	526

NA 37
Rawalpindi 2

Registered voters	262,641		
Total votes polled	142,333	Turnout	54.2%
Valid votes	141,034	Rejected votes	1,299

Raja M. Zaheer Khan	IJI	75,784
Abdul Aziz Bhatti	PDA	54,753
M. Umer	PAT	8,978
Raja Abdul Saboor	JUP (Noorani)	1,192
M. Hussain Chohan	IND	327

NA 38
Rawalpindi 3

Registered voters	283,569		
Total votes polled	141,148	Turnout	49.8%
Valid votes	139,935	Rejected votes	1,213

Sh. Rashid Ahmad	IJI	78,107
Ch. Mushtaq Hussain	PDA	54,701
Sohail Asghar Malik	IND	2,332
Sh. Tariq Ellahi	PAT	1,711
Sh. Allah Ditta Sethi	PML (Q)	1,390
Syed Riaz Hussain Shah	IND	1,052
Sh. Siddiq Ahmad	IND	250

Gul Hayat Institute

Nasrullah Khan	IND	203
Haji M. Saleem Shahid	ANP	189

NA 39
Rawalpindi 4

Registered voters	281,383		
Total votes polled	151,342	Turnout	53.8%
Valid votes	150,254	Rejected votes	1,088

M. Ijaz-ul-Haq	IJI	87,829
Raja Shahid Zafar	PDA	57,130
Syed Riaz Hussain Shah	IND	3,582
Mushtaq Hussain Mughal	IND	1,713

NA 40
Rawalpindi 5

Registered voters	228,821		
Total votes polled	143,213	Turnout	62.6%
Valid votes	141,551	Rejected votes	1,662

Ch. Nisar Ali Khan	IJI	78,530
Ghulam Sarwar Khan	PDA	63,021

NA 41
Attock 1

Registered voters	244,480		
Total votes polled	124,585	Turnout	51.0%
Valid votes	123,443	Rejected votes	1,142

Sh. Aftab Ahmad	IJI	71,134
Malik M. Aslam Khan	PDA	47,920
Amjad Khan	PAT	2,793
Iqtadar Ali Khan	IND	880
Maqbool Illahi Siddiqi	IND	716

NA 42
Attock 2

Registered voters	286,816		
Total votes polled	162,239	Turnout	56.6%
Valid votes	159,869	Rejected votes	2,370

Malik Allah Yar Khan	IJI	68,458
Amir M. Khan	PDA	55,174
Malik Lal Khan	IND	32,188
Mehboob Subhani Quershi	PAT	3,121
Thekedar M. Aslam	JUP (Noorani)	928

NA 43
Chakwal 1

Registered voters	269,221		
Total votes polled	150,367	Turnout	55.9%
Valid votes	149,106	Rejected votes	1,261

Lt. Gen. (R) Malik Abdul Majid	IJI	79,873
Sardar M. Ashraf Khan	PDA	60,902
M. Khan	PAT	6,115
M. Sultan	IND	880
Haji Nauroz Khan	IND	740
Malik Tajammul Hussain	IND	596

NA 44
Chakwal 2

Registered voters	263,375		
Total votes polled	151,985	Turnout	57.7%
Valid votes	150,631	Rejected votes	1,354

Sadar Mansoor Hayat Khan	IJI	79,239
Sadar Ghulam Abbas Khan	PDA	69,593
Javed Akhtar alias Javed Iqbal	JUI (F)	1,282
Malik Fateh Khan	IND	517

Gul Hayat Institute

NA 45
Jhelum 1

Registered voters	212,198		
Total votes polled	124,932	Turnout	58.9%
Valid votes	123,820	Rejected votes	1,112

Ch. M. Altaf Hussain	PDA	58,806
Raja M. Afzal Khan	IJI	58,455
Ishrat Hussain Mirza	PAT	6,004
Pir Syed Shabbir Ali Shah	IND	555

NA 46
Jhelum 2

Registered voters	216,140		
Total votes polled	116,442	Turnout	53.9%
Valid votes	114,961	Rejected votes	1,481

Nawabzada Iqbal Mehdi	IJI	57,177
Dr. Ghulam Hussain	PDA	53,430
Dr. M. Hussain	PAT	4,354

NA 47
Sargodha 1

Registered voters	238,757		
Total votes polled	111,078	Turnout	46.5%
Valid votes	109,856	Rejected votes	1,222

Ehsan-ul-Haq Paracha	PDA	55,350
Mian Naseer Ahmad	IJI	51,092
Khalil-ur-Rehman Tahir	IND	1,039
Inam-ul-Haq Paracha	IND	776
Malik Hamid Zaman Bharth	PAT	689
Syeda Nasira Naqvi	IND	499
Anwar-ul-Haq Paracha	IND	411

NA 48
Sargodha 2

Registered voters	252,849		
Total votes polled	117,301	Turnout	46.4%
Valid votes	116,246	Rejected votes	1,055

Mian M. Nawaz Sharif	IJI	69,141
Liaqat Hayat	PDA	45,274
Nisar Ahmad (Retired)	IND	1,075
Mamoor Ahmad Bhatti	IND	480
Attaullah Bajwa	IND	276

Mian M. Nawaz Sharif also won on NA 95 Lahore 4 and on provincial seats, PP 113 Sialkot 12 and PP 123 Lahore 8. He opted to retain NA 95 Lahore 4. By-election on vacated NA 48 Sargodha 2 was held on January 10, 1991. Following are the results:

Registered voters	252,849		
Total votes polled	78,202	Turnout	30.9%
Valid votes	77,732	Rejected votes	470

Ch. Qadir Bakhsh Mela	IJI	41,771
Liaqat Hayat	PDA	35,809
Mamoor Ahmad Bhatti	IND	152

NA 49
Sargodha 3

Registered voters	247,633		
Total votes polled	125,224	Turnout	50.6%
Valid votes	124,297	Rejected votes	927

Haji M. Javed Iqbal Cheema	IJI	59,576
Syed Ehsan Qadir Shah	PDA	55,131
Syed Sabir Hussain Shah Hamdani	PAT	5,404
Dr. Amjid Cughtai	IND	2,888
M. Iqbal (Retired)	IND	701
Ch. Hashmat Mehmood Hussain	IND	212
Anwar Kamal Pasha	IND	202
Malik M. Aslam (Retired)	IND	183

Gul Hayat Institute

NA 50
Sargodha 4

Registered voters	255,673		
Total votes polled	131,700	Turnout	51.5%
Valid votes	130,476	Rejected votes	1,224

Ch. Anwar Ali Cheema	IJI	77,073
Riaz Amir alias Abdul Haq	PDA	51,581
Syed Nusrat Ali Shah	IND	1,000
Haji M. Ashraf	IND	822

NA 51
Sargodha-cum-Khushab

Registered voters	301,592		
Total votes polled	149,179	Turnout	49.5%
Valid votes	146,712	Rejected votes	2,467

Malik M. Naeem Khan	IJI	84,908
Malik M. Bashir Awan	IND	61,804

NA 52
Khushab

Registered voters	248,271		
Total votes polled	129,698	Turnout	52.2%
Valid votes	128,212	Rejected votes	1,486

Malik Khuda Bakhsh Khan Tiwana	IJI	61,854
Sardar Shujah M. Khan	PDA	51,269
Allama M. Salman Salfi	IND	15,089

Malik Khuda Bakhsh Khan also won a Punjab Assembly seat, PP 34 Khushab 2, which he retained. By-elections on the vacated NA 52 were held on January 10, 1991. Following are the results:

Registered voters	248,271		
Total votes polled	65,669	Turnout	26.5%
Valid votes	65,257	Rejected votes	412

Malik Ghulam M. Khan Tiwana	IJI	55,703
Rab Nawaz	PDA	9,554

NA 53
Mianwali 1

Registered voters	231,736		
Total votes polled	101,657	Turnout	43.9%
Valid votes	100,277	Rejected votes	1,380

Molana Abdul Sattar Khan Niazi	IJI	55,848
Dr. Sher Afgan Khan Niazi	PDA	31,659
M. Moazamuddin Kazmi	IND	8,377
Maj. (R) Khaliq Dad Khan	IND	2,615
Gul Hamid Khan Rokhri (Retired)	IND	1,151
Asghar Aziz Khan Rokhri	IND	627

Gul Hayat Institute

NA 54
Mianwali 2

Registered voters	223,830		
Total votes polled	108,743	Turnout	48.6%
Valid votes	107,270	Rejected votes	1,473

Haji Gul Hamid Khan Rokhri	IJI	69,501
Dr. Sher Afgan Khan Niazi	PDA	34,633
Dost M. Bhachar	IND	1,329
Asghar Aziz Khan Rokhri	IND	855
M. Yusuf Khan	IND	373
Sardar Rafiq Khan	IND	332
Malik Ghulam M. Kundi	IND	247

NA 55
Bhakkar 1

Registered voters	199,931		
Total votes polled	105,754	Turnout	52.9%
Valid votes	104,001	Rejected votes	1,753

Aziz Ahmad Khan	IJI	66,846
Bashir Ahmad Khan	IND	35,289
Abdur Rehman Khan, Adv.	PDA	1,866

NA 56
Bhakkar 2

Registered voters	185,498		
Total votes polled	112,021	Turnout	60.4%
Valid votes	110,780	Rejected votes	1,241

M. Zafarullah Khan Dhandla	IJI	52,893
Rasheed Akbar Khan Nawani	IND	38,695
Malik Nazir Ahmad Utra	PDA	17,468
Syed Masood Ahmad Hussain	PAT	1,724

NA 57
Faisalabad 1

Registered voters	253,383		
Total votes polled	140,064	Turnout	55.3%
Valid votes	138,796	Rejected votes	1,268

Sardar Dildar Ahmad Cheema	IJI	75,202
Umar Draz Khan	PDA	58,590
Rana M. Aslam	IND	3,263
Dr. M. Shafiq Ch.	IND	569
Abu Bakar Hamza	IND	538
Sardar Iqbal Ahmad Cheema	IND	476
Ch. M. Amin	IND	158

NA 58
Faisalabad 2

Registered voters	251,144		
Total votes polled	101,459	Turnout	40.4%
Valid votes	100,404	Rejected votes	1,055

Rai M. Aslam Khan	PDA	42,857
Arif Hussain	IJI	40,273
Rai Salahuddin	IND	15,567
Babu Khan Tabish	IND	1,707

NA 59
Faisalabad 3

Registered voters	242,089		
Total votes polled	104,462	Turnout	43.2%
Valid votes	103,695	Rejected votes	767

Alhaj Mian Nasir Ali Khan	IJI	46,624
Khan Shahadat Ali Khan	PDA	40,722
Allah Yar	JUP (Noorani)	7,625
Rai Sakhawat Ali Khan	IND	5,250
Mirza M. Ahmad	IND	2,206
Umar Akbar Jatoi	IND	968
Mian Shabbir Hassan Khan	IND	300

Gul Hayat Institute

NA 60
Faisalabad 4

Registered voters	227,874		
Total votes polled	114,340	Turnout	50.2%
Valid votes	113,518	Rejected votes	822

M. Abdullah Ghazi	IJI	56,307
Abdul Saboor	PDA	30,275
Mehdi Khan	IND	24,381
Ch. Nasiruddin Haider	IND	2,169
Sufi Abdul Latif		
Anwar Bajjar	JUP (Noorani)	386

NA 61
Faisalabad 5

Registered voters	246,689		
Total votes polled	136,089	Turnout	55.2%
Valid votes	135,122	Rejected votes	967

Ch. M. Nazeer Ahmad	IJI	72,351
Ch. M. Ilyas Ahmad	PDA	61,967
Shahid Nazeer	IND	804

NA 62
Faisalabad 6

Registered voters	199,633		
Total votes polled	100,907	Turnout	50.5%
Valid votes	100,222	Rejected votes	685

M. Khan Junejo	IJI	57,208
Ghulam Mustafa Bajwa	PDA	34,925
Ch. M. Saleem Bajwa	IND	3,224
M. Shabbir Cheema	PAT	2,423
Ehsan-ul-Haq	JUP (Noorani)	1,423
Shahid Nazir	IND	500
M. Rafiq-uz-Zaman Ghori	IND	439
Ch. M. Nazir Ahmad	IND	80

M. Khan Junejo also won on NA 175 Tharparkar 2 which he retained. By-elections on the vacated NA 62 Faisalabad 4 were held on January 10, 1991. Following are the results:

Registered voters	199,633		
Total votes polled	77,351	Turnout	38.7%
Valid votes	76,923	Rejected votes	428

Raja Nadir Pervaiz	IJI	33,808
Ch. Munawar Ahmad	IND	28,289
Gulam Mustafa Bajwa	PDA	14,115
Shahid Nazir	IND	711

NA 63
Faisalabad 7

Registered voters	212,137		
Total votes polled	116,603	Turnout	55.0%
Valid votes	115,661	Rejected votes	942

Haji M. Akram Ansari	IJI	60,983
Ahmad Saeed Awan	PDA	50,008
Maqbool Hussain Aziz	PAT	2,009
Sh. M. Latif Bholla (Retired)	IND	1,835
Qari M. Ghulam Rasool	JUP (Noorani)	426

Gul Hayat Institute

Abdul Latif	IND	241
Mian Gulzar Ahmad Ansari	IND	159

NA 64
Faisalabad 8

Registered voters	216,892		
Total votes polled	120,161	Turnout	55.4%
Valid votes	119,644	Rejected votes	517

Mian Zahid Sarfraz	IJI	62,536
Fazal Hussain Rahi	PDA	52,165
Sahabzada Haji M. Fazal Karim	JAS	1,992
Sh. M. Rashid	PAT	1,681
Qari M. Saeed Chishti	JUP (Noorani)	1,025
Kh. Miraj Din	IND	194
Pir Mir Azizullah Haqqani	IND	51

NA 65
Faisalabad 9

Registered voters	247,712		
Total votes polled	135,459	Turnout	54.7%
Valid votes	134,645	Rejected votes	814

Ch. Sher Ali	IJI	67,086
Mehar Abdul Rashid	PDA	63,396
M. Naeemullah	PAT	3,091
M. Aslam	IND	360
M. Azam Butt	IND	352
Alhaj Mian Zulfiqar Ali Shahid	JUI (F)	189
Matloob Hussain	IND	100
Mehar Abdul Rauf	IND	71

NA 66
Jhang 1

Registered voters	234,419		
Total votes polled	107,335	Turnout	45.8%
Valid votes	106,218	Rejected votes	1,117

Amir Hussain Syed	PDA	40,124
Riaz Ahmad Lali	IJI	39,850
Sardarzada Zafar Abbas	IND	18,377
Ghulam Abbas Lali	PAT	5,382
Mirza M. Sharif	IND	1,338
Khursheed Aslam	IND	1,147

NA 67
Jhang 2

Registered voters	246,822		
Total votes polled	117,713	Turnout	47.7%
Valid votes	116,491	Rejected votes	1,222

Molana Haji M. Rehmatullah	IJI	57,263
Syed Asad Hayat Shah	PDA	47,378
Noor Akbar Khan Sipra	IND	11,850

NA 68
Jhang 3

Registered voters	244,979		
Total votes polled	120,168	Turnout	49.1%
Valid votes	118,727	Rejected votes	1,441

Qari Isar-ul-Qasmi	IJI	62,486
Nawab Amanullah Khan Sial	PDA	33,031
Syed Sardar Ahmad	PAT	18,603
Sh. Hakim Ali	IND	2,175
Riaz Majeed	IND	1,148
Molana M. Anwar Cheema	JUP (Noorani)	669
Sh. M. Akram	IND	277
Haji Abid Hussain	IND	175
Sh. M. Iqbal	IND	163

Gul Hayat Institute

NA 69
Jhang 4

Registered voters	248,545		
Total votes polled	123,642	Turnout	49.8%
Valid votes	122,200	Rejected votes	1,442

Makhdoom Syed Faisal Saleh Hayat	PDA	63,642
■ Syeda Abida Hussain	IJI	48,048
Sahabzada M. Salahuddin Ghazi	IND	10,058
Mian M. Afzaal Chela (Retired)	IND	452

NA 70
Jhang 5

Registered voters	235,887		
Total votes polled	120,074	Turnout	50.9%
Valid votes	118,731	Rejected votes	1,343

Sahabzada M. Nazir Sultan	PDA	58,892
Mehar Akhtar Abbas Bharwana	IJI	58,710
Safdar Ali Khan	IND	1,129

NA 71
Toba Tek Singh 1

Registered voters	244,529		
Total votes polled	128,479	Turnout	52.5%
Valid votes	127,275	Rejected votes	1,204

Ch. Asad-ur-Rehman	IJI	65,540
Javed Ahmad Khan	PDA	57,791
Khalid Kareem	IND	1,017
Pirzada Noor Zaman Shah	PAT	867
Shafqat Ali	IND	725
Rai Ziaullah Khan	IND	310
Abad Ali	IND	299
Ch. M. Yusuf Javed	IND	290
Sardar Altaf Hussain	IND	281
Makhdoom Javed Hussain	IND	155

NA 72
Toba Tek Singh 2

Registered voters	220,902		
Total votes polled	123,483	Turnout	55.9%
Valid votes	122,610	Rejected votes	873

M. Ijaz-ul-Haq	IJI	76,372
Qazi Ghiasuddin Janbaz	PDA	44,752
M. Ishfaq	IND	1,054
Ghulam Hussain	IND	217
M. Ali Raza	IND	102
■ Begum Bismilla Ghias	IND	91
Ch. Abdul Hamid Aamer Kahloon	IND	22

M. Ijaz-ul-Haq also won on NA 39 Rawalpindi 4 which he retained. By-elections on the vacated NA 72 Toba Tek Singh 2 were held on January 10, 1991. Following are the results:

Registered voters	220,902		
Total votes polled	72,076	Turnout	32.6%
Valid votes	71,611	Rejected votes	465

Mian Abdul Waheed	IJI	45,910
Mian Asad Masood	PDA	23,432
Abdul Sattar	IND	1,713
Sajid-ur-Rahman	IND	218
M. Junaid Anwar	IND	206
Qazi Ghiasuddin Janbaz	IND	132

NA 73
Toba Tek Singh 3

Registered voters	218,226		
Total votes polled	120,787	Turnout	55.3%
Valid votes	120,022	Rejected votes	765

Hamza	IJI	69,499
Haji M. Ishaq	PDA	50,194
Abdul Hamid Aamir	IND	329

Gul Hayat Institute

NA 74
Gujranwala 1

Registered voters	266,122		
Total votes polled	148,567	Turnout	55.8%
Valid votes	147,516	Rejected votes	1,051

Ch. Hamid Nasir Chatha	IJI	89,326
Col. (R) Ghulam Sarwar Cheema	PDA	54,095
Sahibazda Habib Ali	IND	2,628
Ch. M. Iqbal Arain	IND	925
Nasrullah Khan	IND	542

NA 75
Gujranwala 2

Registered voters	279,536		
Total votes polled	130,437	Turnout	46.7%
Valid votes	129,296	Rejected votes	1,141

Afzal Hussain Tarar	IND	49,406
Syed M. Arif Hussain	IJI	47,101
Malik M. Wazir Awan	PDA	23,109
Raza Ali Khan	IND	7,744
Rai M. Shafi	JUP (Noorani)	1,936

NA 76
Gujranwala 3

Registered voters	257,316		
Total votes polled	132,325	Turnout	51.4%
Valid votes	130,801	Rejected votes	1,524

Ghulam Dastgir Khan	IJI	67,697
Alhaj Amanullah	PDA	57,897
M. Haroon Rashid	PAT	2,295
Abdul Hakim Dar	IND	807
Hafiz M. Hamid Akhtar	JUP (Noorani)	520
Khalifa M. Aslam	IND	397
Ch. M. Aslam Bhatti	IND	354
Ehsanullah	IND	223
Sh. Bashir Ahmad	IND	177
Mir M. Tayyab	IND	166
M. Tariq Salim	IND	132
Ch. Khalid Mehmood	IND	89
Malik M. Tasawar	IND	47

NA 77
Gujranwala 4

Registered voters	238,929		
Total votes polled	124,986	Turnout	52.3%
Valid votes	123,708	Rejected votes	1,278

Ch. M. Asghar	IJI	59,225
Kh. M. Aslam Lone	PDA	50,328
Ch. Zahid Pervaiz	IND	13,412
Ch. M. Saleem Butter	IND	226
Kh. M. Aziz Lone	IND	209
Kh. M. Ikram Lone	IND	138
Alhaj Nisar Ahmad Bajwa	IND	95
Kh. M. Babar Lone	IND	75

NA 78
Gujranwala 5

Registered voters	230,260		
Total votes polled	126,047	Turnout	54.7%
Valid votes	124,975	Rejected votes	1,072

Rana Nazir Ahmad Khan	IJI	65,836
Ch. M. Abdullah Virk	PDA	59,139

NA 79
Gujranwala 6

Registered voters	247,122		
Total votes polled	131,910	Turnout	53.4%
Valid votes	130,808	Rejected votes	1,102

M. Ashraf Warriach	PDA	65,262
Ch. Ijaz Ahmad	IJI	62,051
Rana Iftikhar Ahmad Khan	PAT	1,486
Ch. Javed Rashid Theem	IND	828

Gul Hayat Institute

M. Sarwar	IND	431
Mufti M. Hussain	IND	321
Syed Maqbool Ahmad	IND	285
Ch. M. Suleman Gujjar	IND	144

NA 80
Gujrat 1

Registered voters	306,583		
Total votes polled	166,714	Turnout	54.4%
Valid votes	165,247	Rejected votes	1,467

Ch. Tajamal Hussain	IJI	94,688
Nawabzada Ghazanfar Ali Gul	PDA	63,797
Ghazanfar Ali	IND	5,026
Syed Ashiq Hussain Shah	JUP (Noorani)	1,736

NA 81
Gujrat 2

Registered voters	289,657		
Total votes polled	167,271	Turnout	57.7%
Valid votes	165,448	Rejected votes	1,823

Ch. Shujaat Hussain	IJI	80,861
Ch. Ahmad Mukhtar	PDA	74,621
Khadim Hussain Qaisar	PAT	3,326
Mukhtar Anwar	IND	2,029
Gulzar Ahmad	IND	2,027
Abid Hussain Sindhu	PPI (SAG)	1,051
Shahzad Anwar	PML (Q)	705
Pir M. Afzal Qadri	JUP (Noorani)	329
Ch. Sadiq Hussain	IND	200
Khizar Hayat	IND	140
M. Arif Mehmood	IND	97
Irshad Ch.	IND	62

NA 82
Gujrat 3

Registered voters	311,183		
Total votes polled	165,597	Turnout	53.2%
Valid votes	163,618	Rejected votes	1,979

Syed Manzoor Hussain Shah	IJI	80,621
Haji M. Asghar	PDA	65,252
Ch. M. Akram	PAT	9,145
Ch. M. Zaman (Retired)	IND	3,887
Ch. M. Aslam	IND	2,031
Shabbir Ahmad	JUP (Noorani)	1,696
Naeem Aslam	IND	692
Lt. Col. (R) M. Akhtar Rizwani	IND	158
M. Zulfiqar Hussain Sahi	IND	136

NA 83
Gujrat 4

Registered voters	292,240		
Total votes polled	133,118	Turnout	45.6%
Valid votes	131,870	Rejected votes	1,248

Nasir Iqbal	IJI	62,788
Zafarullah Tarar	PDA	52,881
Javed Akbar	JUP (Noorani)	7,206
M. Ahsan	PAT	4,390
Feroz	IND	2,891
Ijaz Ahmad	IND	864
Gulzar Mehmood	IND	736
Syed M. Mehfooz Shah	IND	114

NA 84
Gujrat 5

Registered voters	250,797		
Total votes polled	95,897	Turnout	38.2%
Valid votes	94,886	Rejected votes	1,011

Ch. M. Nawaz	PDA	41,086
Umer Hayat Lalika	IJI	28,884

Gul Hayat Institute

Nazar M. Gondal	IND	18,283
Salim Mukhtar	IND	4,386
M. Aslam	IND	1,266
Ch. M. Iqbal	IND	981

NA 85
Sialkot 1

Registered voters	207,795		
Total votes polled	107,065	Turnout	51.5%
Valid votes	106,014	Rejected votes	1,051

Mian M. Shafi	IJI	59,515
Mian Masood Ahmad	PDA	38,333
Arif Amin	PAT	7,188
Lt. Col. (R) M. Akhtar Butt	IND	835
Brig. (R) M. Anwar	IND	143

NA 86
Sialkot 2

Registered voters	248,067		
Total votes polled	137,817	Turnout	55.6%
Valid votes	136,656	Rejected votes	1,161

Amir Hussain	IJI	67,731
Mian M. Rashid Akhtar	PDA	58,596
Ch. M. Siddiq	PAT	8,163
Faiz Ahmad	IND	2,166

NA 87
Sialkot 3

Registered voters	248,485		
Total votes polled	140,781	Turnout	56.7%
Valid votes	139,810	Rejected votes	971

Nazir Ahmad Khan	IJI	81,137
Javed Mehmood Ghumman	PDA	50,320
M. Akram Khan	PAT	7,088
Ch. Zulfiqar Ahmad	IND	1,265

NA 88
Sialkot 4

Registered voters	208,052		
Total votes polled	124,354	Turnout	59.8%
Valid votes	123,268	Rejected votes	1,086

Ch. Abdul Sattar	IJI	72,764
M. Ahmad	PDA	47,602
M. Jahan Khan Bajwa	PAT	1,471
Alhaj Sh. Allah Ditta Sethi	PML (Q)	1,431

NA 89
Sialkot 5

Registered voters	219,284		
Total votes polled	111,408	Turnout	50.8%
Valid votes	110,286	Rejected votes	1,122

Ch. M. Sarwar Khan	IJI	67,966
Ch. M. Akbar	PDA	39,995
Alhaj Sh. Allah Ditta Sethi	PML (Q)	2,325

NA 90
Sialkot 6

Registered voters	209,800		
Total votes polled	101,952	Turnout	48.6%
Valid votes	100,620	Rejected votes	1,332

Ghulam Mustafa Jatoi	IJI	60,982
Ch. Shafayat Ahmad Khan	PDA	34,253
Ibn-e-Saeed	IND	2,908
Abdul Qayoom Khan Bostani	PAT	1,566
M. Suleman Malik	PML (Q)	569
M. Sadiq Bhatti	IND	342

Ghulam Mustafa Jatoi also won on NA 158 Naushero Feroz 1 which he opted to retain. By-elections on the vacated NA 90 Sialkot 6 were held on January 10, 1991 and Syed Ghaus Ali Shah of IJI returned uncontested.

Gul Hayat Institute

NA 91
Sialkot 7

Election proceedings were terminated due to the death of a candidate (Idrees Taj of IJI). Under fresh proceedings, with polling scheduled for January 26, 1991, M. Ishfaq Taj of IJI returned uncontested.

NA 92
Lahore 1

Registered voters	228,915		
Total votes polled	108,834	Turnout	47.5%
Valid votes	108,053	Rejected votes	781

Humayun Akhtar Khan	IJI	57,866
Rafiq Ahmad Sheikh	PDA	44,384
Riyasat Ali	PAT	2,644
Pir M. Ashraf	PML (Q)	1,541
M. Yaqoob Naz	IND	597
M. Hussain Ansari	JUP (Noorani)	430
Mian Ahsan Rashid	IND	166
Dilwar Khan (Retited)	IND	105
M. Arif Dar	IND	102
Malik Taj Din	IND	92
Pir Mir Azizullah Hakani	IND	82
M. Sarfraz Malik (Retired)	IND	44

NA 93
Lahore 2

Registered voters	269,037		
Total votes polled	126,847	Turnout	47.1%
Valid votes	126,184	Rejected votes	663

Aitzaz Ahsan	PDA	65,624
Ihsan-ul-Haq	IJI	52,697
Ch. M. Hanif	PAT	6,803
Syed M. Nasir	IND	391
Syed Naseem-ul-Hasnain	IND	224
Agha Ali Bashar	IND	158
Rana Javed Majid	IND	87
Naseeruddin Mirza	IND	73
Mian Abdul Waheed	IND	56
Mian Ijaz Ahmad Momenjee	IND	37
Siraj Din Saqib	IND	34

NA 94
Lahore 3

Registered voters	210,131		
Total votes polled	110,292	Turnout	52.5%
Valid votes	109,631	Rejected votes	661

Mian Umar Hayat	IJI	53,352
Salman Taseer	PDA	51,953
Rana Javed Majeed	PAT	3,457
Zafar Masood Khilji	IND	727
Shahida Jabeen	IND	142

NA 95
Lahore 4

Registered voters	213,178		
Total votes polled	103,322	Turnout	48.5%
Valid votes	102,670	Rejected votes	652

Mian Nawaz Sharif	IJI	59,944
Air Marshal (R) M. Asghar Khan	PDA	39,585
Fazal Mehmood	PAT	1,497
M. Wazir	IND	947
M. Riaz	IND	229
Kh. Izharuddin	PDP	185
Mian Abdul Waheed	IND	177
M. Ayub Bhutta	IND	46
M. Ishaq Baig	IND	32
Khalid Mehmood alias Amber Shahzada	IND	28

Gul Hayat Institute

NA 96
Lahore 5

Registered voters	203,020		
Total votes polled	98,595	Turnout	48.6%
Valid votes	98,050	Rejected votes	545

Mian M. Shahbaz Sharif	IJI	54,506
Jehangir Badar	PDA	41,902
Abdul Sattar Ghazi	JUP (Noorani)	368
Molana Saifuddin Saif	JUI (F)	317
Agha M. Saleh	IND	301
Khalid Hussain Butt	IND	179
Syed Ijaz Hussain Shah	IND	176
Hafiz Salman Butt	IND	152
Abdul Hameed Khan	IND	91
Malik M. Akhtar (Retired)	IND	58

NA 97
Lahore 6

Registered voters	267,330		
Total votes polled	127,784	Turnout	47.8%
Valid votes	126,965	Rejected votes	819

Liaqat Baloch	IJI	68,943
Ahmad Tariq Raheem Kh.	PDA	51,058
Mansoor-ur-Rehman Khan Afridi	PAT	4,278
Ahmad Ali Kasuri Molana	IND	1,353
M. Zawar Bahadar Qari	JUP (Noorani)	464
Mazhar Ali Khan Sardar	IND	402
Saleem Karamat	IND	144
Maj. (R) Faisal Naseer Khan	IND	122
M. Ashfaq Ch.	IND	107
M. Abdullah Ch.	IND	94

NA 98
Lahore 7

Registered voters	264,616		
Total votes polled	114,745	Turnout	43.4%
Valid votes	114,063	Rejected votes	682

Mian M. Usman	IJI	60,220
Sh. M. Rashid	PDA	48,686
Molana Ahmad Ali Kasuri	PAT	4,022
Nisar Ahmad Syed	IND	364
Ijaz Ahmad Ch.	IND	360
Aamer Shahzad	IND	281
Ghulam Raza	IND	130

NA 99
Lahore 8

Registered voters	163,780		
Total votes polled	79,795	Turnout	48.7%
Valid votes	79,296	Rejected votes	499

Wazir Ali Bhatti	IJI	42,549
M. Arshad	PDA	32,962
Iftikhar Ali Kilcha	PAT	2,066
Malik Abdul Majid	IND	526
M. Ramzan	IND	473
Mirza Zahid Hussain	IND	369
Ch. M. Ibrahim	IND	125
Mehar Zulfiqar Ali Babu	IND	116
M. Abdul Ghafoor Alwari	IND	110

NA 100
Lahore 9

Registered voters	158,054		
Total votes polled	86,461	Turnout	54.7%
Valid votes	85,588	Rejected votes	873

M. Ashiq Ali Dayal	IJI	46,842
Meraj Khalid	PDA	34,289
Abdul Qayoom Pahat	PAT	2,088

Gul Hayat Institute

M. Yaqoob Mohrha	IND	1,895
M. Akram	IND	389
Amanat Ali Malik	IND	85

NA 101
Shaikhupura 1

Registered voters	264,497		
Total votes polled	124,690	Turnout	47.1%
Valid votes	123,593	Rejected votes	1,097

Rana Tanveer Hussain	IJI	60,175
Nasir Ahmad Punnun	PDA	56,429
Bilal Javed Yusuf	IND	3,356
Wali M. Talib	PAT	2,499
Nisar Ahmad Dhilon	IND	379
Sh. M. Jameel	IND	251
M. Akbar	IND	193
M. Gulfam Ashraf	IND	171
Ch. M. Anwar	IND	140

NA 102
Shaikhupura 2

Registered voters	259,417		
Total votes polled	120,656	Turnout	46.5%
Valid votes	119,391	Rejected votes	1,265

Ch. Nazir Ahmad Virk	IJI	39,430
Munawar Hussain Manj	PAT	38,377
Mlik Mushtaq Ahmad Awan	PDA	34,505
Malik Akbar Ali	IND	3,407
M. Mushtaq Ahmad Virk	IND	1,381
Fazal Ahmad Virk	IND	589
Asad Ali Khan	IND	547
M. Khan Manj	IND	414
M. Rashid	IND	378
Malik Ishtiaq Ahmad	IND	363

NA 103
Shaikhupura 3

Registered voters	214,098		
Total votes polled	102,046	Turnout	47.7%
Valid votes	101,309	Rejected votes	737

M. Birjees Tahir	IJI	49,701
M. Arif Awan	PDA	32,570
Mian Shamim Haider	IND	16,631
Mian Ghulam Rasool	PAT	2,070
Haji Nazir Ahmad	IND	337

NA 104
Shaikhupura 4

Registered voters	279,718		
Total votes polled	120,851	Turnout	43.2%
Valid votes	119,628	Rejected votes	1,223

Haji Naeem Hussain Chatha	IJI	59,036
Ch. Tawakkalullah Virk	PDA	44,803
Malik Ahmad Saeed	PAT	7,891
Rao Abdul Qavi Khan	IND	5,940
Mian Shamim Haider	IND	1,958

NA 105
Shaikhupura 5

Registered voters	223,033		
Total votes polled	90,132	Turnout	40.4%
Valid votes	89,021	Rejected votes	1,111

Rai Mansab Ali Khan	IJI	43,708
Rai Rashid Ahmad Khan	PDA	37,098
Sardar M. Anwaar Ahmad Khan	PAT	5,159
Rai Asghar Ali Khan	JUP (Noorani)	2,665
Rai Bashir Ahmad Khan Bhatti	IND	391

Gul Hayat Institute

NA 106
Kasur 1

Registered voters	237,216		
Total votes polled	109,210	Turnout	46.0%
Valid votes	107,857	Rejected votes	1,353

Sardar Asif Ahmad Ali	IND	46,590
Riaz Ahmad	IND	29,032
Kh. M. Azhar Khan	JUP (Noorani)	17,798
Sahabzada Khizar Hayat Khan	IJI	7,783
Javed Abdullah Khan	IND	2,981
M. Shafiq Akram	IND	1,752
Ch. M. Anwar Dholan	IND	1,226
M. Yusuf Farooqi	IND	695

NA 107
Kasur 2

Registered voters	178,957		
Total votes polled	90,510	Turnout	50.6%
Valid votes	89,395	Rejected votes	1,115

Rao Khizar Hayat Khan	IJI	43,657
Ch. Hakim Ali	PDA	35,883
Ahmad Raza Khan Kasuri	IND	7,695
Ch. M. Altaf Khan	IND	650
M. Abdul Ghafoor Alwari	IND	443
Mazhar Hayat Khan	IND	414
■ Syeda Nilofar Mehdi	IND	246
Maj. (R) Ch. Rehmat Khan	IND	237
Sardar Sher Alam Khan	PDP	170

NA 108
Kasur 3

Registered voters	219,386		
Total votes polled	109,360	Turnout	49.8%
Valid votes	108,282	Rejected votes	1,078

Rana M. Hayat Khan	IND	51,189
Sadar Talib Hassan Naki	IJI	41,554
Rao Shafaat Khan	PDA	14,251
Rana Fiaz Ahmad Khan	IND	507
M. Ashraf Zia	IND	409
Sardar Pervaiz Hassan	IND	372

NA 109
Kasur 4

Registered voters	236,326		
Total votes polled	109,583	Turnout	46.4%
Valid votes	108,487	Rejected votes	1,096

Molana Mueenuddin Lakhvi	IJI	56,859
Sadar M. Ashiq	PDA	45,856
Allama Syed Shabbir Ahmad Hashmi	JUP (Noorani)	3,618
Ch. M. Taki	IND	2,154

NA 110
Okara 1

Registered voters	202,201		
Total votes polled	104,998	Turnout	51.9%
Valid votes	103,792	Rejected votes	1,206

Mian M. Zaman	IJI	54,096
Rao Sikandar Iqbal	PDA	45,184
Ghulam Rasool	IND	1,758
M. Fazil-ur-Rehman	JUP (Noorani)	671
Shabbir Ahmad Rao	PAT	473
Ch. Mehmood Ahmad	IND	439
Rao Khalil Akhtar	IND	408
Mian M. Rafiq	IND	334
M. Shafi	IND	167
Ch. M. Boota	IND	165
Shahnawaz Ahmad Olakh	IND	97

Gul Hayat Institute

NA 111
Okara 2

Registered voters	229,822		
Total votes polled	105,534	Turnout	45.9%
Valid votes	104,291	Rejected votes	1,243

Syed Sajjad Haider	IJI	50,728
Rai M. Aslam Khan	PDA	48,895
Syed Ahmad Hassan Shah	IND	2,160
Sardar Muhammad	IND	1,823
Ch. Mehmood Ahmad (Retired)	IND	685

NA 112
Okara 3

Registered voters	236,912		
Total votes polled	111,553	Turnout	47.1%
Valid votes	110,528	Rejected votes	1,025

Mian Manzoor Ahmad Khan Wattoo	IJI	66,753
Syed Abbas Raza Rizvi	PDA	39,998
Col. Syed Mukhtair Hussain Shah	PAT	2,690
Syed Nasir Ali Shah Gilani	IND	1,087

Mian Manzoor Ahmad Wattoo also won a Punjab Assembly seat, PP 159 Okara 7, which he opted to retain. By-elections on the vacated NA 112 were held on January 10, 1991. Following are the results:

Registered voters	236,912		
Total votes polled	72,533	Turnout	30.6%
Valid votes	72,118	Rejected votes	415

Qaisar Ali Khan	IJI	48,737
Syed Abbas Raza Rizvi	PDA	22,836
Shahid Sana Barki	IND	315
Syed Akmal Hassan	IND	230

NA 113
Okara 4

Registered voters	236,524		
Total votes polled	121,499	Turnout	51.4%
Valid votes	120,502	Rejected votes	997

Mian M. Yaseen Khan Wattoo	IJI	71,129
Mian Atta M. Khan Maneka	PDA	46,473
Mian M. Zubair Bhatti	PAT	2,900

NA 114
Multan 1

Registered voters	248,782		
Total votes polled	119,437	Turnout	48.0%
Valid votes	118,190	Rejected votes	1,247

Syed Yusuf Raza Gilani	PDA	60,076
Makhdoom Syed Hamid Raza	IJI	54,781
M. Iqbal Azhari	JUP (Noorani)	1,662
Jam Ahmad Nawaz	IND	1,219
Syed Gohar Ali Shamsi	SQI	452

NA 115
Multan 2

Registered voters	265,467		
Total votes polled	107,733	Turnout	40.6%
Valid votes	107,184	Rejected votes	549

Syed Hamid Saeed Kazmi	JUP (Noorani)	62,637
Riaz Hussain Qureshi	PDA	42,288
Molana M. Sharif Khan Changwani	IND	1,459
Syed Zaman Mehdi Jafferi	SQI	478
Sh. M. Abdul Rahman	IND	194
Irshad Zahara alias Begum Irshad Rana	IND	77
Malik Wazir Ahmad Ghazi	IND	51

Gul Hayat Institute

NA 116
Multan 3

Registered voters	232,829		
Total votes polled	95,346	Turnout	41.0%
Valid votes	94,590	Rejected votes	756

Tanveer-ul-Hassan Shah Gilani	IJI	50,066
Malik Mukhtar Ahmad Awan	PDA	39,852
Molana Shah Ahmad Noorani Siddiqi	JUP (Noorani)	4,195
Syed Zaman Mehdi Jafferi	SQI	477

NA 117
Multan 4

Registered voters	249,974		
Total votes polled	127,404	Turnout	51.0%
Valid votes	126,235	Rejected votes	1,169

Haji Hayatullah Khan	IJI	64,567
Rana Mumtaz Ahmad Noon	PDA	56,382
Mehmood-ul-Hassan Abbasi	JUI (F)	4,639
Sardar M. Khan Joyia	IND	647

NA 118
Multan 5

Registered voters	249,493		
Total votes polled	118,006	Turnout	47.3%
Valid votes	116,606	Rejected votes	1,400

M. Siddiq Khan Kanju	IJI	60,954
Mirza M. Nasir Baig	PDA	40,558
Syed Nasruddin Shah	JUP (Noorani)	14,076
Taj M. Khan Langah	PSP	766
Syed Nasir Ali Rizvi (Retired)	IND	252

NA 119
Multan 6

Registered voters	252,968		
Total votes polled	122,109	Turnout	48.3%
Valid votes	120,964	Rejected votes	1,145

Syed Javed Ali Shah	IJI	66,900
Rana Shaukat Hayat	PDA	52,084
Rana M. Islamuddin	IND	1,330
Syed Hamid Saeed Kazmy	JUP (Noorani)	548
Abdul Ghafoor Haqani (Retired)	JUI (F)	102

NA 120
Multan-cum-Khanewal

Registered voters	239,568		
Total votes polled	124,702	Turnout	52.1%
Valid votes	123,676	Rejected votes	1,026

Makhdoom M. Javed Hashmi	IJI	70,025
Khalid Iqbal Randhawa	PDA	52,881
Akhtar Hussain Gill	JUP (Noorani)	770

NA 121
Khanewal 1

Registered voters	251,928		
Total votes polled	117,635	Turnout	46.7%
Valid votes	116,215	Rejected votes	1,420

Syed Fakhar Imam	IJI	58,479
Haji M. Iqbal Hiraj	PDA	45,523
Haji Kursheed Abbas Gerdezi	IND	11,313
Anees-ur-Rehman Khan	JUP (Noorani)	420
Syed M. Mukhtar Hussain (Retired)	IND	255
M. Iqbal	IND	225

Gul Hayat Institute

NA 122
Khanewal 2

Registered voters	238,631		
Total votes polled	112,189	Turnout	47.0%
Valid votes	111,498	Rejected votes	691

Aftab Ahmad Khan	IJI	63,998
Mian Qamar-ul-Zaman Shah	PDA	44,784
Ch. Asgar Ali	IND	2,565
Mian Nazir Ahmad	IND	151

NA 123
Khanewal 3

Registered voters	252,534		
Total votes polled	136,641	Turnout	54.1%
Valid votes	135,268	Rejected votes	1,373

Ghulam Haider Wyne	IJI	76,045
Pir M. Aslam Bodla	PDA	54,856
M. Azam Bodla	IND	2,623
Mehboob Yar Khan	IND	1,048
Qari Rashid Ahmad Shah	IND	592
M. Amir Bodla	IND	104

Ghulam Haider Wyne also won a Punjab Assembly seat, PP 178 Khanewal 5, which he opted to retain. By-elections on the vacated NA 123 Khanewal 3 were held on January 10, 1991. Following are the results:

Registered voters	252,534		
Total votes polled	87,089	Turnout	34.5%
Valid votes	86,785	Rejected votes	304

Pir Shujat Hussain Qureshi	IJI	59,664
M. Aslam Bodla	PDA	22,235
Rab Nawaz	JUI (F)	4,034
Munir Ahmad Noon	IND	761
Mahboob Yar Khan	IND	91

NA 124
Sahiwal 1

Registered voters	264,250		
Total votes polled	124,162	Turnout	47.0%
Valid votes	122,692	Rejected votes	1,470

Anwar-ul-Haq Ramay	IJI	63,655
Naurez Shakoor	PDA	55,677
Syed Nadeem Hussain	IND	3,360

NA 125
Sahiwal 2

Registered voters	252,810		
Total votes polled	120,938	Turnout	47.8%
Valid votes	119,389	Rejected votes	1,549

Mehar Ghulam Farid Kathia	PDA	54,982
M. Arshad Khan Lodhi	IJI	50,529
Maj. Tajuddin	IND	11,716
Irshad Hussain Shah	PAT	1,991
Haji Sher Bahadur Khan	IND	171

NA 126
Sahiwal 3

Registered voters	269,183		
Total votes polled	141,382	Turnout	52.5%
Valid votes	140,005	Rejected votes	1,377

Rai Ahmad Nawaz	IJI	69,338
Shehnaz Javed	PDA	65,810
Shehnaz Akhtar	IND	3,791
Ahmad Nawaz	IND	469
Rana M. Hanif Khan	IND	436
M. Salim Asi	IND	161

Gul Hayat Institute

NA 127
Sahiwal 4
1988: NA 128 Sahiwal 5

Registered voters	257,070		
Total votes polled	108,282	Turnout	42.1%
Valid votes	106,898	Rejected votes	1,384

Raja Shahid Saeed Khan	IJI	61,831
Tikka M. Iqbal	PDA	43,101
M. Iqbal	IND	1,663
Aminuddin	IND	303

NA 128
Pakpattan
1988: NA 127 Sahiwal 4

Registered voters	279,082		
Total votes polled	114,590	Turnout	41.1%
Valid votes	112,844	Rejected votes	1,746

Mian Mehmood Ahmad Khan	IJI	60,593
M. Hashim Khan	PDA	45,960
Alhaj Mian Ahmad Ali Baitoo	IND	4,690
Mian Ghulam M. Ahmad Khan	IND	1,221
Mian Manzoor Ahmad Khan Maneka	IND	266
Mian Maudood Masood	IND	114

NA 129
Vehari 1

Registered voters	269,187		
Total votes polled	147,297	Turnout	54.7%
Valid votes	145,453	Rejected votes	1,844

M. Nawaz Khan alias Dilwar Khan	IJI	87,427
Mian M. Mumtaz Khan Bhabha	PDA	55,922
Amanullah Khan	PAT	2,104

NA 130
Vehari 2

Registered voters	272,710		
Total votes polled	133,900	Turnout	49.1%
Valid votes	132,316	Rejected votes	1,584

Akbar Ali Bhatti	IJI	50,719
M. Ahsan Khan	PDA	44,088
Mian M. Zahid Khan Daultana	IND	25,495
Zahid Anwar	IND	9,133
M. Ramzan	IND	1,039
M. Afzal Farooqi	IND	1,033
Zafar Ali	IND	809

NA 131
Vehari 3

Registered voters	265,565		
Total votes polled	137,142	Turnout	51.6%
Valid votes	135,768	Rejected votes	1,374

Syed Shahid Mehdi Nasim Shah	IJI	72,159
Qurban Ali Chouhan	PDA	60,747
Zafar Alam Ch.	IND	1,785
Qamar Haider	IND	1,077

NA 132
Dera Ghazi Khan

Registered voters	343,123		
Total votes polled	141,057	Turnout	41.1%
Valid votes	139,623	Rejected votes	1,434

Sardar M. Amjad Farooq Khan	IJI	78,360
Kh. Kamaluddin Anwar	PDA	55,711
Haji M. Ramzan	JUI (F)	3,817
Kh. Abdul Mutlib	IND	909
Sardar M. Akbar Khan	SQI	616
Noor Muhammad	IND	210

Gul Hayat Institute

NA 133
Dera Ghazi Khan-cum-Rajanpur

Registered voters	330,096		
Total votes polled	140,604	Turnout	42.6%
Valid votes	138,264	Rejected votes	2,340

Sardar Farooq Ahmad Khan	PDA	76,378
Sardar Tufail Ahmad Khan	IJI	56,342
Sardar Saifuddin Khan Khosa	IND	5,544

NA 134
Rajanpur

Registered voters	324,478		
Total votes polled	137,411	Turnout	42.3%
Valid votes	134,211	Rejected votes	3,200

Mir Balakh Sher Mazari	IJI	76,446
Sardar Ashiq M. Khan Mazari	PDA	57,765

NA 135
Muzaffargarh 1

Registered voters	228,770		
Total votes polled	115,069	Turnout	50.3%
Valid votes	113,603	Rejected votes	1,466

Sardar M. Abdul Qayoom Khan	JUP (Noorani)	54,039
Syed Jameel Ahmad Hussain Bukhari	PDA	51,338
M. Luqman	JUI (F)	6,863
M. Hanif Tayyab	IJI	897
Zulfiqar Ali Barq	IND	466

NA 136
Muzaffargarh 2

Registered voters	215,345		
Total votes polled	110,929	Turnout	51.5%
Valid votes	109,528	Rejected votes	1,401

Mian Atta M. Qureshi	JUP (Noorani)	54,424
Nawabzada Nasrullah Khan	PDP	46,638
Ehsan Karim	PDA	6,682
Ghulam Hamim	IND	693
Malik Ghulam M. Noor Rabbani Khar	IND	632
Abdul Majid Karwani	IND	459

Gul Hayat Institute

NA 137
Muzaffargarh 3

Registered voters	217,599		
Total votes polled	101,599	Turnout	46.7%
Valid votes	100,349	Rejected votes	1,250

Malik Ghulam M. Mustafa Khar	IND	43,435
Malik Ghulam M. Noor Rabbani Khar	IND	30,438
Sardar Manzoor Ahmad Khan	PDA	14,254
Nawabzada Nasrullah Khan	PDP	4,100
Mian M. Asghar	IND	3,237
Abdullah Alsalfi	JUI (F)	3,014
Arshad Mehmood Khan	IND	1,033
Malik Ghulam M. Fakhar-ur-Rusul Arbi	IND	402
Mubarak Ali Tariq Qureshi	IND	252
Makhdoom Dr. Syed Athar Mehdi Kazmi	IND	184

Malik Ghulam M. Mustafa Khar also won on NA 138 Muzaffargarh 4 and a Punjab Assembly seat PP 214 Muzaffargarh 8. He retained NA 138 Muzaffargarh 4. By-elections on the vacated NA 137 were held on January 10, 1991. Following are the results.

Registered voters	217,599		
Total votes polled	84,262	Turnout	38.7%
Valid votes	83,631	Rejected votes	631

Malik Ghulam M. Noor Rabbani Khar	IJI	48,468
Nawabzada Nasrullah Khan	IND	34,527
Malik Ghulam M. Fakhar-ur-Rusul Arbi	IND	288
Malik Ghulam M. Murtaza	IND	142
Malik Ghulam M. Sultan Meladi-ur-Rusul	IND	87
Sardar M. Akbar Khan	IND	65
Mubarak Ali Tariq Qureshi (Retired)	IND	54

NA 138
Muzaffargarh 4

Registered voters	225,295		
Total votes polled	105,509	Turnout	46.8%
Valid votes	104,449	Rejected votes	1,060

Malik Ghulam M. Mustafa Khar	IND	51,755
Mian Ghulam Abbas	IJI	39,741
Mian Mehar Ahmad Gurmani	PDA	10,169
Malik Ghulam M. Noor Rabbani Khar	IND	1,273
Ashiq Hussain	IND	1,155
Abdullah Salfi	IND	356

NA 139
Layyah 1

Registered voters	216,217		
Total votes polled	109,405	Turnout	50.6%
Valid votes	108,241	Rejected votes	1,164

Syed M. Khurshid Ahmad Shah Bukhari	IJI	59,848
Malik Niaz Ahmad Jhakkar	PDA	43,180
Abdul Razzaq Rahi	IND	2,688
Abdul Samad Azad	JUI (F)	1,651
Malik Ghulam M. Mustafa Khar (Retired)	IND	543
Ghulam M. Fakhar-e-Rusul Arbi Khar (Retired)	IND	331

NA 140
Layyah 2

Registered voters	199,355		
Total votes polled	98,417	Turnout	49.4%
Valid votes	97,140	Rejected votes	1,277

Sahabzada Faiz-ul-Hassan	IJI	52,446
M. Jehangir Khan	PDA	44,694

Gul Hayat Institute

NA 141
Bahawalpur 1

Registered voters	337,805		
Total votes polled	133,784	Turnout	39.6%
Valid votes	131,912	Rejected votes	1,872

Prince Salahuddin	IJI	68,838
Sahabzada M. Usman Abbasi	IND	59,175
Kh. Mehmood-ul-Hassan	IND	1,931
Rana Sardar Ahmad	IND	1,337
Malik Farooq	PSP	631

NA 142
Bahawalpur 2

Registered voters	264,296		
Total votes polled	126,780	Turnout	48.0%
Valid votes	125,336	Rejected votes	1,444

Sahabzada Farooq Anwar Abbasi	IJI	71,825
M. Farooq Azam Malik	PDA	47,515
Syed Tabish Alwari	IND	4,391
Shahzada Mamoon-ur-Rasheed Khan Abbasi	JUP (Noorani)	751
Malik Tahir Mehmood	IND	654
Syed Irtaza Nawaz Gilani	PSP	200

NA 143
Bahawalpur 3

Registered voters	292,024		
Total votes polled	152,212	Turnout	52.1%
Valid votes	150,048	Rejected votes	2,164

Syed Tasneem Nawaz Gardezi	IJI	65,321
Mian Riaz Hussain Pirzada	PDA	65,052
Mumtaz Ahmad	IND	19,356
Mian Sajjad Hussain Pirzada	IND	319

NA 144
Bahawalnagar 1

Registered voters	261,095		
Total votes polled	130,200	Turnout	49.9%
Valid votes	128,102	Rejected votes	2,098

Syed M. Asghar Shah	IND	50,555
Syed Mumtaz Alam Gilani	PDA	42,897
Prof. Dr. Noor M. Ghaffari	IJI	33,884
Syed Alamdar Hussain Shah (Retired)	IND	766

NA 145
Bahawalnagar 2

Registered voters	274,773		
Total votes polled	148,578	Turnout	54.1%
Valid votes	146,418	Rejected votes	2,160

Mian Abdul Sattar Khan	IJI	81,088
Mian Mumtaz Ahmad	PDA	60,521
Molvi Nazir Ahmad Ghori	IND	4,534
Molana Bashir Ahmad Shad	IND	275

NA 146
Bahawalnagar 3

Registered voters	268,365		
Total votes polled	146,020	Turnout	54.4%
Valid votes	144,503	Rejected votes	1,517

Ch. Abdul Ghafoor	IJI	74,872
Ali Akbar Mazhar Wains	PDA	66,076
Ali Akbar	IND	1,652
Malik Abdul Qayoom	PAT	1,309
Nazir Muhammad	IND	352
Dr. Mian Ihsan Bari (Retired)	IND	242

Gul Hayat Institute

NA 147
Rahimyar Khan 1

Registered voters	294,673		
Total votes polled	125,837	Turnout	42.7%
Valid votes	124,046	Rejected votes	1,791

Syed Ahmad Alam Anwar	PDA	66,205
Kh. Jamal M. Koreja	IJI	57,432
Syed Masood Alam Shah	IND	409

NA 148
Rahimyar Khan 2

Registered voters	266,944		
Total votes polled	119,086	Turnout	44.6%
Valid votes	117,320	Rejected votes	1,766

Makhdoom Shahabuddin	PDA	59,181
Makhdoom Amaduddin	IJI	57,740
Makhdoom Muzaffar Hussain Hashmi, Adv.	PSP	399

NA 149
Rahimyar Khan 3

Registered voters	301,806		
Total votes polled	137,353	Turnout	45.5%
Valid votes	135,712	Rejected votes	1,641

Mian Abdul Khaliq	IJI	80,304
Makhdoom Rukanuddin	PDA	51,454
Mufti Rashid Ahmad Ludhianvi	JUI (F)	2,185
Zahoor Ahmad	IND	1,340
Haroon-ur-Rashid (Retired)	IND	429

NA 150
Rahimyar Khan 4

Registered voters	282,783		
Total votes polled	135,809	Turnout	48.0%
Valid votes	134,043	Rejected votes	1,766

Syed Ahmad Mehmood	IJI	52,816
Sardar Rais Shabbir Ahmad	PDA	45,144
Sardar Rafiq Haider Leghari	IND	33,860
Sardar M. Azhar Khan Leghari	IND	1,047
Sardar M. Aslam Khan	IND	845
Syed Khalid Shahzad	IND	167
Allah Bakhsh alias Faqir Muhammad	PSP	164

Gul Hayat Institute

NA 151 to 196: Sindh

NA 151
Sukkur 1

Registered voters	244,510		
Total votes polled	111,565	Turnout	45.6%
Valid votes	110,391	Rejected votes	1,174

Khursheed Ahmad Shah	PDA	60,733
Islamuddin Sheikh	IJI	43,618
Molvi Abdul Samad	IND	3,453
Saeed Khan	IND	974
Amanullah	IND	344
Samo Khan	IND	270
Abdul Sattar	IND	168
Imdad Ali Awan	IND	152
Ali Hassan Mangi	IND	144
Ghulam Qadir Bhutto	IND	114
Badruddin	IND	86
Mufti M. Hussain Qadri	JUP (Noorani)	73
Ali Nawaz Shah	IND	51
Nizamuddin	AT (PG)	37
Aftab Ali Hassan Mangi	IND	37
Mehboob Azam Shad	IND	35
■ Khurshed Afghan	IND	35
Muneer Ahmad	IND	30
M. Saeed Khan	IND	18
M. Yaqub Bandhani	IND	12
Nazur Muhammad	HPG	7

NA 152
Sukkur 2

Registered voters	192,737		
Total votes polled	92,647	Turnout	48.1%
Valid votes	91,600	Rejected votes	1,047

Jam Saifullah Khan Dharejo	PDA	48,938
Sardar Ghulam M. Khan Mehar	IND	39,985
Hafiz M. Ismail	IND	1,122
Abdul Qayum	IND	370
Sardar M. Sardar Khan	IND	186
Ali Gohar Khan	IND	167
Gul Bahar Khan Korai	IND	163
Pir Abdul Mannan	IND	146
Rehmatullah	IND	114
Abdul Wahab	IND	101
Dr. Aftab Hussain	IND	79
Mian Shabir Ahmad alias Afzal Haq	IND	74
Syed Javed Hussain Shah	IND	60
Faqir Abdul Haq	IND	56
Syed Aminuddin Shah	IND	39

NA 153
Sukkur 3

Registered voters	200,804		
Total votes polled	88,736	Turnout	44.2%
Valid votes	87,550	Rejected votes	1,186

Sardar Haji Noor M. Khan Lund	PDA	49,399
Pir Syed Sadardin Shah	IND	34,978
Chakar Khan	IND	1,869
Pir Abdul Mannan	IND	245
Faqir Abdul Haq	IND	209
Sardar Haji Khan Chakar	IND	183
Jam Mumtaz Hussain	IND	163
Sardar M. Aslam Khan Leghari	IND	148
Jam Abdul Jabbar Khan Dahar	IND	135
M. Baloch	IND	123
Haji Ahmad Yar Khan	IND	98

Gul Hayat Institute

NA 154
Shikarpur 1

Registered voters	170,798		
Total votes polled	70,452	Turnout	41.2%
Valid votes	69,490	Rejected votes	962

Aftab Shahban Mirani	PDA	38,301
Junaid Ahmad Soomro	SNF	20,128
Molvi Ghulam Qadir	JUI (F)	9,875
M. Ibrahim Khan	IND	896
Mir Altaf Khan Bhayo	IND	290

NA 155
Shikarpur 2

Registered voters	160,002		
Total votes polled	62,248	Turnout	38.9%
Valid votes	61,502	Rejected votes	746

Mir Altaf Khan Bhayo	PDA	43,193
Mumtaz Ali Khan Bhutto	SNF	10,333
Syed Siraj Ahmad Shah	JUI (F)	4,328
Muzaffar Ali Essani	IND	2,642
Abdul Rahim Khan	IND	1,006

NA 156
Jacobabad 1

Sardar M. Moqeem Khan secured highest votes in the initial count. Illahi Bakhsh Soomro filed a petition with Election Commission following which votes were recounted on January 2, 1991 and Soomro was declared winner. Fresh results are as under.

Registered voters	291,032		
Total votes polled	111,394	Turnout	38.3%
Valid votes	106,883	Rejected votes	4,511

Illahi Bakhsh Soomro	IND	53,151
Sardar M. Moqeem Khan	PDA	52,211
Jougal Khan Khoso	IND	1,122
Mir Hassan Khan	IND	159
Mir M. Yaqoob Khan	IND	132
Mir Manzoor Ali Khan	IND	108

NA 157
Jacobabad 2

Registered voters	278,480		
Total votes polled	120,377	Turnout	43.2%
Valid votes	118,893	Rejected votes	1,484

Mir Hazar Khan Bijarani	IND	81,610
Mir Mehran Khan	PDA	35,818
Mir Nasrullah Khan	IND	896
Mir Hakim Ali Khan	IND	385
Mir Taj M. Khan	IND	184

NA 158
Naushero Feroz 1

1988: NA 158 Nawabshah 1

Registered voters	220,992		
Total votes polled	112,436	Turnout	50.9%
Valid votes	112,391	Rejected votes	45

Ghulam Mustafa Khan Jatoi	IJI	88,166
Rehmatullah Khan Behan	PDA	21,829
Dil Murad Jamali	IND	1,460
Ali M. Jossar	IND	320
Khan M. Khan Behan	IND	138
Abdullah Jossar	IND	131
Ghulam Mustafa Jamali	IND	69
Shabir Ahmad Qureshi	HPG	48
Qararuddin	IND	44
Haji Khan Behan	IND	42
Ghulam Abbas Chandio	IND	37
Ahmad Nawaz Behan	IND	33
Zafar Ali Shah	IND	33
Iman Bakhsh Khan Jatoi	IND	17
Abdul Ghaffar Jatoi	IND	12
M. Unis Behan	IND	12

Gul Hayat Institute

NA 159
Naushero Feroz 2
1988: NA 159 Nawabshah 2

Registered voters	214,055		
Total votes polled	113,030	Turnout	52.8%
Valid votes	111,725	Rejected votes	1,305

Zafar Ali Shah	PDA	57,029
Ghulam Mujtaba Khan	IJI	51,520
Molvi M. Anas	JUI (F)	947
Masroor Ahmad Khan	IND	464
Zulfiqar Ali Rajpar	IND	322
Koural Khan Khushak	IND	283
Rahimuddin	HPG	278
Abdul Sattar Rajpar	IND	255
Shabir Ahmad Sahito	IND	189
Munawar Ali Shah	IND	154
Syed Murad Ali Shah	IND	113
Abdul Haq Dost Muhammad	IND	83
Asghar Ali Shah	IND	56
Hai Ali Nawaz Dahraj	IND	32

NA 160
Nawabshah 1
1988: NA 160 Nawabshah 3

Registered voters	235,867		
Total votes polled	96,809	Turnout	41%
Valid votes	96,120	Rejected votes	689

Ghulam Murtaza Khan	IJI	48,588
Asif Ali	PDA	44,964
Aftab Ahmad	IND	931
Hizbullah	JUI (F)	717
M. Islam	IND	287
Syed Irshad Hussain Shah	IND	164
M. Ayub Khan	IND	121
Syed Shoukat Hussain Shah	IND	120
M. Yusuf Ali Khan	HPG	118
Hakim Ali Zardari	IND	75
Rais Allah Bakhsh Khan	IND	35

NA 161
Nawabshah 2
1988: NA 161 Nawabshah 4

Registered voters	197,808		
Total votes polled	72,614	Turnout	36.7%
Valid votes	71,979	Rejected votes	635

Syed Shabir Ahmad Shah	PDA	57,801
Ghulam Rasool Unar	IJI	13,656
Ghulam Akbar	IND	327
Ghulam Mustafa Shah	IND	105
Syed Bashir Ahmad Shah	IND	90

Gul Hayat Institute

NA 162
Khairpur 1

Registered voters	283,088		
Total votes polled	130,171	Turnout	46.0%
Valid votes	129,885	Rejected votes	286

Syed Pervaiz Ali Shah	PDA	74,358
Pir Syed Shah Mardan Shah	IND	46,073
Molvi Mir Muhammad	JUI (F)	7,955
Syed Abid Ali Shah	IND	732
Syed Qaim Ali Shah	IND	366
Rahim Bakhsh Wassan	IND	230
Pir Syed Ghulam Dastgir Shah	IND	171

NA 163
Khairpur 2

Registered voters	287,671		
Total votes polled	121,307	Turnout	42.2%
Valid votes	120,801	Rejected votes	506

Pir Syed Abdul Qadir Shah	PDA	79,080
Pir Syed Saddaruddin Shah	IND	39,391
Pir Syed M. Abu Saleh Shah	SNF	1,635
Pir Syed M. Taqi Shah	IND	333
Pir Syed Muharram Ali Shah	IND	231
Kadir Bakhsh Mari	IND	131

NA 164
Larkana 1

Registered voters	226,588		
Total votes polled	89,850	Turnout	39.7%
Valid votes	89,287	Rejected votes	563

■ Begum Nusrat Bhutto	PDA	79,901
Shah Muhammad	IND	9,203
Nisar Ahmad	IND	183

NA 165
Larkana 2

Registered voters	211,353		
Total votes polled	81,376	Turnout	38.5%
Valid votes	80,593	Rejected votes	783

Shabir Ahmad Chandio	PDA	59,464
Mumtaz Ali Bhutto	SNF	16,198
Dr. Khalid Mehmood Soomro	JUI (F)	3,216
Dr. Ali Gul Maitlo	AT (PG)	1,384
Akhtar Ali Kazi	IJI	242
Nisar Ahmad Khuhro	IND	89

NA 166
Larkana 3

Registered voters	219,371		
Total votes polled	96,212	Turnout	43.9%
Valid votes	95,919	Rejected votes	293

■ Benazir Bhutto	PDA	94,462
Alhaj Sardar Allah Bakhsh	IND	718
Riaz Hussain Chandio	IND	339
Habibullah Narejo	SNA (HK)	139
Mir Amir Khan	IND	134
M. Suleman Khuhawar	IND	69
Mir Nadir Ali Khan	IND	58

NA 167
Hyderabad 1

Registered voters	165,064		
Total votes polled	66,677	Turnout	40.4%
Valid votes	66,178	Rejected votes	499

Makhdoom M. Amin Fahim	PDA	50,154
Shah M. Shah	PNP	14,733
Syed Shahabuddin Shah	IND	1,025
Makhdoom Ghulam Muhammad alias Makhdoom Khaliq-uz-Zaman	IND	266

Gul Hayat Institute

NA 168
Hyderabad 2

Registered voters	192,433		
Total votes polled	104,179	Turnout	54.1%
Valid votes	103,650	Rejected votes	529

Kunwar Naveed Jamil	HPG	76,578
Shah Fareed-ul-Haq	JUP (Noorani)	13,949
Abdul Waheed Qureshi	IJI	11,994
Kazi Nisar Ahmad	IND	751
M. Ramzan Arain	IND	161
M. Yunus	PAT	110
Alhaj Fawad Ahmad	IND	107

NA 169
Hyderabad 3

Registered voters	203,815		
Total votes polled	122,029	Turnout	59.9%
Valid votes	121,345	Rejected votes	684

Khalid Maqbool Siddiqi	HPG	91,373
Mirza Ashiq Hussain Baig	PDA	24,259
Dost Muhammad	ANP	4,199
Waseem Akhtar Khan Sagharj	JUP (Noorani)	769
Shah Jehan Khan	PAT	444
M. Ashraf Khan	IND	301

NA 170
Hyderabad 4

Registered voters	193,454		
Total votes polled	74,467	Turnout	38.5%
Valid votes	74,034	Rejected votes	433

Naveed Qamar	PDA	56,902
Mir Mushtaq Ali Talpur	IND	16,563
Nawab M. Yusuf Talpur	SNF	169
Syed Mohsin Shah	IND	162
Syed Munir Hussain Shah	IND	135
Syed Qabool Muhmmad Shah	IND	65
Zulfiqar Ali Mirza	IND	38

NA 171
Hyderabad 5

Registered voters	186,756		
Total votes polled	84,270	Turnout	45.1%
Valid votes	83,684	Rejected votes	586

Abdul Sattar Bachani	PDA	59,209
Syed Umed Ali Shah	IND	22,878
Haji M. Ibrahim Dars	IND	727
Zafar Ali Rajput	HPG	325
Noor-ul-Amin Bachani	IND	235
Haji Mir M. Khan	IND	159
Syed Ghulam Rasul Shah	IND	111
Haji Allah Dino Chachar	IND	40

NA 172
Badin 1

Registered voters	173,622		
Total votes polled	60,254	Turnout	34.7%
Valid votes	60,253	Rejected votes	1

Haji Abdullah Halepoto	PDA	42,506
Bashir Ahmad Leghari	IND	16,249
Ali Akbar Nizamani	IND	423
M. Ismail Udhejo	IND	404

Gul Hayat Institute

Haji Najamuddin Leghari	IND	230
Ali Anwar Halepoto	IND	195
Ghulam Ali Nizamani	IND	182
M. Ismail Wassan	IND	64

NA 173
Badin 2

Registered voters	174,213		
Total votes polled	53,923	Turnout	31.0%
Valid votes	53,551	Rejected votes	372

Bashir Ahmad	PDA	36,133
Ghulam Ali Nizamani	IND	12,951
Nabi Bakhsh Bhurgri	SNF	3,179
Allah Bakhsh Ansari	AT (PG)	871
Haji Muhammad	IND	302
Zahid Hussain Khwaja	IND	115

NA 174
Tharparkar 1

Registered voters	230,838		
Total votes polled	99,400	Turnout	43.1%
Valid votes	98,528	Rejected votes	872

Anees Ahmad	HPG	44,909
Syed Qurban Ali Shah	PDA	44,493
Abdul Ghaffar	IJI	6,213
M. Saeed	IND	1,076
Capt. (R) Ghulam Hussain	IND	667
Haji M. Zafar	IND	292
M. Yusuf	IND	228
Javed Ahmad	JUP (Noorani)	169
Ishfaq Ahmad	IND	157
Mir Haji M. Hayat	IND	125
M. Khan	IND	109
Haji M. Shafi	IND	90

NA 175
Tharparkar 2

Registered voters	201,686		
Total votes polled	72,999	Turnout	36.2%
Valid votes	72,417	Rejected votes	582

M. Khan Junejo	IJI	32,019
Ali Nawaz Shah	PDA	28,930
Pir Aftab Hussain Shah	IND	9,886
Ali Mardan Shah	IND	814
Ghulam Mustafa	HPG	353
M. Yusuf	IND	226
S. Inayat Ai Shah	IND	115
Mir Bahram Khan	IND	74

NA 176
Tharparkar 3

Registered voters	178,321		
Total votes polled	88,751	Turnout	49.8%
Valid votes	87,908	Rejected votes	843

Arbab Ghulam Raheem	IND	49,970
Fakir M. Hafeez	PDA	37,938

NA 177
Dadu 1

Registered voters	213,966		
Total votes polled	77,189	Turnout	36.1%
Valid votes	76,449	Rejected votes	740

Malik Asad Sikandar	PDA	53,431
Abdul Hafeez Pirzada	PNP	21,333
Javed	HPG	618
Pir M. Zaman Shah	IND	312
Haji M. Siddiq Shoro	IND	305
Maj. (R) M. Akram	IND	299
Syed Abdullah Shah	IND	60
Koral Shah	IND	47
Nawab Abdul Ghani Talpur	IND	44

Gul Hayat Institute

NA 178
Dadu 2

Registered voters	193,742		
Total votes polled	78,525	Turnout	40.5%
Valid votes	78,126	Rejected votes	399

Haji M. Bakhsh Jamali	PDA	56,243
Dr. Manzoor Hussain Leghari	IND	21,535
M. Saffer Leghari	SNF	348

NA 179
Dadu 3

Registered voters	205,230		
Total votes polled	87,059	Turnout	42.4%
Valid votes	86,103	Rejected votes	956

Rafiq Ahmad	PDA	52,979
Abdul Hamid Khan	SNA (HJ)	31,125
Manzoor Ahmad	JUI (F)	1,376
Mumtaz Ali	IND	526
Nisar Ahmad	IND	97

NA 180
Sanghar 1

Registered voters	239,280		
Total votes polled	101,528	Turnout	42.4%
Valid votes	100,885	Rejected votes	643

Pir Syed Ali Gohar Shah Rashidi	IND	76,853
Zahoor Alam Khan Rind	PDA	23,319
Altaf Hussain Rind	IND	713

NA 181
Sanghar 2

Registered voters	249,797		
Total votes polled	124,121	Turnout	49.7%
Valid votes	122,752	Rejected votes	1,369

Jam Mashooq Ali	IND	72,405
Shah Nawaz Khan Junejo	PDA	46,889
M. Ali Palh	IND	1,451
Roshindin Junejo	IND	586
Ahmad Saba	JUP (Noorani)	462
M. Ayub Sheikh	HPG	361
Syed Ahsan Ali	IND	357
M. Khan Junejo	IND	154
Ali Hassan	IND	87

NA 182
Thatta 1

Registered voters	195,081		
Total votes polled	64,250	Turnout	32.9%
Valid votes	63,422	Rejected votes	828

Ghulam Hussain alias Babu	PDA	47,370
Rasool Bakhsh	AT (PG)	12,015
M. Khan Soomro	IND	2,479
Jam Bijar Khan	IND	682
Allah Dino	IND	464
Sufi M. Habib Khan Warsi	JUP (Niazi)	412

NA 183
Thatta 2

Registered voters	174,710		
Total votes polled	62,427	Turnout	35.7%
Valid votes	61,707	Rejected votes	720

Arbab Wazir Ahmad	PDA	33,774
Syed Shafqat Hussain Shah Sheerazi	IND	25,562
Hamzo Khan	IND	867

Gul Hayat Institute

M. Arbab Mallah	IND	491
Abdul Sattar	PNP	335
Ahmad Memon	IND	305
Allah Dino Khan	IND	200
Syed Munir Hussain Shah	IND	121
Syed Ghulam Akram Shah Sheerazi	IND	52

NA 184
Karachi West 1

Registered voters	316,373		
Total votes polled	119,247	Turnout	37.7%
Valid votes	118,655	Rejected votes	592

M. Irfan Khan	HPG	50,042
Abdul Ghani	PDA	45,004
Fazal Karim Khan	ANP	15,120
M. Abdul Rahman Farooqi	JUI (F)	3,517
Malik Mir Hazar Khan	PPI (MHK)	1,286
M. A. Khawaja	PAT	1,102
M. Hanif	IND	791
Abdul Rauf	IND	421
Haji Ghulam Rasool	IND	398
Khalil Ahmad	IND	242
Agha Mubeen-ul-Haq	IND	211
Khalil Ahmad Nanitalwala	IND	156
Zarin Khan	IND	146
Umer Farooq Khan	IND	129
Ch. Rasheed Ahmad	IND	90

NA 185
Karachi West 2

Registered voters	305,705		
Total votes polled	127,085	Turnout	41.6%
Valid votes	126,348	Rejected votes	737

Syed Salim-ul-Haq	HPG	99,883
M. Affaq Khan	PDA	15,563
Kazi M. Halim	ANP	8,762
Kh. M. Sharf-ul-Islam	IND	1,199
Abdul Hameed	IND	552
M. Iqbal	PPI (MHK)	389

NA 186
Karachi Central 1

Registered voters	253,255		
Total votes polled	118,291	Turnout	46.7%
Valid votes	117,302	Rejected votes	989

Kunwar Khalid Yunus	HPG	90,497
Prof. Ghafoor Ahmad	IJI	21,254
Syed Naeem Hassani	PDA	5,168
Ishrat-ul-Ibad Khan	IND	383

NA 187
Karachi Central 2

Registered voters	227,121		
Total votes polled	118,141	Turnout	52.0%
Valid votes	117,531	Rejected votes	610

Imran Farooq	HPG	111,340
S. Hussain Abbas Zaidi	PDA	3,487
Muzaffar Ahmad Hashmi	IND	1,356
M. Siddiq Rathor	JUP (Noorani)	1,348

NA 188
Karachi Central 3

Registered voters	332,029		
Total votes polled	161,502	Turnout	48.6%
Valid votes	160,483	Rejected votes	1,019

Syed M. Aslam	HPG	142,591
M. Usman Ramz	IND	12,410
Syed Hassan Raza	PDA	5,482

Gul Hayat Institute

NA 189
Karachi South 1

Registered voters	200,335		
Total votes polled	73,012	Turnout	36.44%
Valid votes	72,396	Rejected votes	616

Asif Ali	PDA	54,308
M. Yusuf Khan Baloch	IJI	12,615
Liaqat	HPG	2,125
Ishaq	IND	1,411
Ali Muhammad	JUI (F)	873
Hafiz M. Ismail	IND	670
M. Ashfaq	IND	169
Ahmad Ali Soomro	IND	80
Syed M. Jamaluddin	PAT	75
Ahmad	IND	70

NA 190
Karachi South 2

Registered voters	205,785		
Total votes polled	90,411	Turnout	43.9%
Valid votes	89,774	Rejected votes	637

M. Farooq Sattar	HPG	52,887
Molana Shah Ahmad Noorani Siddiqi	JUP (Noorani)	35,804
Abid Hussain	IND	227
Abdul Qadir Ibrahim Ghanchi (Retired)	IND	211
Abdul Razzaq Noorani	IND	164
Fateh Sher Khan	IND	130
Zahid Hussain	PAT	122
Abdul Majeed Bilwani	IND	87
Abdul Habib	IND	86
Abdul Qadir Lakhani	IND	56

NA 191
Karachi South 3

Registered voters	198,863		
Total votes polled	81,639	Turnout	41.1%
Valid votes	80,915	Rejected votes	724

Syed Tariq Mehmood	HPG	40,573
Abdul Sattar	IJI	20,019
Ghulam Sarwar Malik	PPI (SAG)	16,916
Khalid Zaman Kiyani	ANP	1,415
Zahid Hussain	PAT	909
M. Ramzan	IND	224
Shahid Yunus	PPI (MHK)	220
Mushtaq Ahmad	IND	128
M. Fahim Amir	IND	122
Shahzad Tariq	IND	118
M. Yusuf	IND	79
Syed Shakir Hussain	IND	65
Feroz Ahmad	IND	32
Ahmad Ali	IND	32
Kh. Ghulzar Nadeem	IND	29
Khalil Ahmad Nanitalwala	IND	17
Alhaj Malik Ahmad Khan	IND	17

NA 192
Karachi East 1

Registered voters	188,160		
Total votes polled	82,163	Turnout	43.7%
Valid votes	81,797	Rejected votes	366

M. Rafiq Essani	HPG	61,938
Zuhair Akram Nadeem	IJI	10,654
Sh. M. Saeed	PDA	9,070
Nawaz A. Jajja	IND	135

Gul Hayat Institute

NA 193
Karachi East 2

Registered voters	228,682		
Total votes polled	102,074	Turnout	44.6%
Valid votes	101,433	Rejected votes	641

Islam Nabi	HPG	72,272
Syed Munawar Hussain	IJI	21,329
Iqbal Yusuf	PDA	7,642
M. Ahmad Siddiqi (Retired)	JUP (Noorani)	190

NA 194
Karachi East 3

Registered voters	201,405		
Total votes polled	92,330	Turnout	45.8%
Valid votes	91,544	Rejected votes	786

Syed Amin-ul-Haq	HPG	71,807
M. Khalil Qureshi	PDA	15,400
Pir M. Fazal Haq	IJI	3,516
M. Salimuddin Qureshi	JUP (Noorani)	821

NA 195
Karachi East 4

Registered voters	281,658		
Total votes polled	114,534	Turnout	40.7%
Valid votes	114,522	Rejected votes	12

Rehan Umer Farooqi	HPG	71,265
Sher M. Baloch	PDA	33,495
Molana Abdul Shakoor Khairpuri	JUI (F)	7,732
M. Usman Noori	JUP (Noorani)	1,375
Pir Mir Azizullah Haqani	IND	348
M. Sajid Mirza	IND	307

NA 196
Karachi East 5

Registered voters	238,032		
Total votes polled	134,565	Turnout	56.5
Valid votes	133,578	Rejected votes	987

Waseem Ahmad	HPG	90,337
Sardar Akhtar Ali Baloch	PDA	40,983
Syed Safdar Ali	IND	984
Mukhtadim Munawaruddin	IND	680
Haji M. Hashim Khan	PPI (MHK)	594

Gul Hayat Institute

NA 197 to 207: Balochistan

NA 197
Quetta-cum-Chagai

Registered voters	323,842		
Total votes polled	115,381	Turnout	35.6%
Valid votes	113,378	Rejected votes	2,003

Sardar Fateh M. M. Hassani	PDA	37,874
Hafiz Hussain Ahmad	JUI (F)	34,207
Abdul Rahim Khan	PKMAP	16,275
Haji Abdul Karim	JWP	10,803
Aurangzaib Kansi	ANP	4,425
Dr. Sikandar Baloch	BNM	4,398
Molvi M. Shah	IJI	1,515
Manzoor Hussain Kadri	PAT	1,046
Molana Abdul Baqi	IND	966
Nasrullah	IND	778
Agha Muhammad	IND	634
Pir Mir Azizullah Khan	IND	177
Sardar Sadaat Ali	IND	158
Alhaj Malik Saeed Gul	IND	122

NA 198
Pishin

Registered voters	314,901		
Total votes polled	78,875	Turnout	25.0%
Valid votes	77,402	Rejected votes	1,473

Mehmood Khan Achakzai	PKMAP	34,003
Molvi Abdul Ghani	JUI (F)	28,825
Malik Ghulam Sarwar	ANP	8,950
Bashir Ahmad Khan	JWP	2,469
Bismillah Khan	PNP	1,857
Haji Abdul Salam	PDA	737
Haji Taimoor Shah	IND	561

NA 199
Loralai

Registered voters	166,280		
Total votes polled	56,561	Turnout	34.0%
Valid votes	55,451	Rejected votes	1,110

Sardar M. Yaqoob	IJI	15,864
Mir Baz Khan Khethran	PDA	13,016
Molvi Abdul Aziz	JUI (F)	11,278
Mir Haji	JWP	8,706
Obaidullah Jan	PKMAP	5,311
Shahbaz Khan	IND	304
Dur Muhammad	IND	296
Khalid Mehmood	IND	104
Said Muhammad	IND	103
Ghulam Sarwar	IND	98
Sardar Asmatullah	ANP	92
Haji Sheer Ali	IND	73
Muzaffar Khan Looni	IND	57
Asad Khan	IND	53
Lal Muhammad	IND	46
Amir Muhammad	IND	32
Mir Sahib Jan	IND	18

NA 200
Zhob-cum-Killa Saifullah

1988: NA 200 Zhob

Registered voters	213,637		
Total votes polled	36,600	Turnout	17.1%
Valid votes	36,065	Rejected votes	535

Molvi M. Khan Sherani	JUI (F)	15,965
Nawab M. Ayyaz Khan	PKMAP	10,038
Molvi Allah Dad Kakar	IJI	7,256
Haji Saleh M. Khan Mandokhel	ANP	2,806

Gul Hayat Institute

NA 201
Kachhi

Registered voters	223,756		
Total votes polled	67,405	Turnout	30.1%
Valid votes	65,349	Rejected votes	2,056

Mir Yar M. Rind	JWP	42,586
Dr. Abdul Hayee Baloch	BNM	12,738
Abdul Hayee Bungulzai	PDA	7,333
Molvi Abdur Razzaq	JUI (F)	2,290
Mian M. Umer Jan	JUP (Noorani)	402

NA 202
Sibi-cum-Kohlu-cum-Dera Bugti-cum-Ziarat

Registered voters	200,732		
Total votes polled	78,339	Turnout	39.0%
Valid votes	77,341	Rejected votes	998

Saleem Akbar Bugti	JWP	57,094
Raziq Bugti	PNP	6,764
Hafiz Noor Muhammad	JUI (F)	5,436
Abdul Rahim Ziaratwal	PKMAP	5,046
Mehrab Khan	ANP	2,151
Sardar Qaisar Khan Tareen	IND	553
Mir Hamza Khan (Retired)	PDA	297

NA 203
Jaffarabad-cum-Tamboo

Registered voters	227,619		
Total votes polled	51,530	Turnout	22.6%
Valid votes	49,136	Rejected votes	2,394

Mir Nabi Bakhsh	PDA	24,131
Mir Zafarullah Khan	IJI	19,645
Molvi Abdullah	JUI (F)	2,342
Khair Bakhsh Gola	BNM	1,482
Manzoor Ahmad	IND	571
M. Sadiq	IND	395
Sardar Sanaullah Khan	PNP	299
Behram Khan	IND	271

NA 204
Kalat-cum-Kharan

Registered voters	250,652		
Total votes polled	56,052	Turnout	22.4%
Valid votes	54,253	Rejected votes	1,799

Syed M. Siddiq Shah	JUI (F)	18,647
Nawab M. Aslam Raisani	PNP	14,828
Baloch Mohyuddin	JWP	7,773
Molvi Habib Ahmad	JUP (Noorani)	6,676
Dr. Abdul Hayee Baloch	BNM	6,329

NA 205
Khuzdar

Registered voters	173,834		
Total votes polled	47,788	Turnout	27.5%
Valid votes	45,935	Rejected votes	1,853

Mir Bizen Bizenjo	PNP	21,294
Mir M. Naseer Mengal	IJI	15,053
Molvi Faiz Muhammad	JUI (F)	8,593
M. Ayub	BNM	734
Khair Jan Baloch	IND	261

Mir Bizen Bizenjo also won another National Assembly seat, NA 207 Turbat-cum-Panjgur, which he opted to retain. By-elections on the vacated NA 205 were held on January 10, 1991. Following are the results.

Registered voters	173,834		
Total votes polled	33,145	Turnout	19.1
Valid votes	32,459	Rejected votes	686

Hasil Khan	IND	21,783
Molvi Qamaruddin	IND	8,352
Abdul Majeed Bizenjo	IND	2,324

Gul Hayat Institute

NA 206
Lasbela-cum-Gwadar

Registered voters	162,998		
Total votes polled	65,690	Turnout	40.3%
Valid votes	63,395	Rejected votes	2,295

Shahzada M. Yusuf	IJI	20,487
Ghulam Akbar	PDA	19,828
Syed Sher Jan	PNP	19,678
Abdul Ghaffar	BNM	1,834
Molana Asadullah	IND	1,440
Amanullah Gichki	IND	128

NA 207
Turbat-cum-Panjgur

Registered voters	184,111		
Total votes polled	58,576	Turnout	31.8%
Valid votes	56,941	Rejected votes	1,635

Bizen Bizenjo	PNP	26,166
Dr. M. Yaseen	BNM	23,782
Molvi Abdul Ghaffar	JUI (F)	3,270
Molana Abdul Haq	IJI	3,021
Amanullah Gichki	IND	332
Manzoor Ahmad	IND	370

NA 208 to 217:
Non-Muslim seats

Constituency:
Entire Pakistan excluding FATA

Christians
Registered voters

Province/Area	Male	Female	Total
Capital	2,425	1,975	4,400
Punjab	303,171	259,078	562,249
Sindh	44,921	36,775	81,696
Pakhtunkhwa	6,158	5,121	11,279
Balochistan	3,931	3,027	6,958
Total	360,606	305,976	666,582

Results of four seats reserved for Christians

Total votes polled	248,635	Turnout	37.3%
Valid votes	247,159	Rejected votes	1,476

Successful Candidates	**Party**	**Votes**
Julius Salk	IND	53,487
Peter John Sahotra	IND	24,020
Tariq C. Qaiser	PMP	23,050
Father Ruffian Julius	PMI	19,534
Unsuccessful Candidates		
Emmanuel Zafar	IND	15,514
Dr. Shamshad Sanaullah	PUCF	14,594
Nasir Mahmood Khokhar	PCA	14,271
George Clement	IND	10,471
Anwar Arthur Bhatti	IND	10,152
R.M. Lawrence	IND	9,401
Ajmal Khan	IND	8,779
Walter Herbert	IND	7,375
Munir Masih s/o Khurshid Masih	IND	5,780

Gul Hayat Institute

Solomon Abid	IND	4,920
Ch. Saleem Bhatti	IND	4,408
Francis Tofiq Hayat	IND	3,765
Samson Manoha	IND	2,477
Peter Sharif	IND	2,382
K.M. Khriat	IND	2,240
Hakim Masih Khokhar	PAI	1,969
Emmanuel Khadim	IND	1,770
Albert U. Mull	IND	1,162
James Khokhar	IND	1,002
Munir Masih s/o Chiragh Masih	IND	970
Nazir S. Bhatti	PCC	835
Rustam Clifford	IND	807
C. Ayub Khan	IND	784
Joseph Samuel	IND	770
George Falak	IND	470

Hindus and Scheduled casts

Registered voters

Province/Area	Male	Female	Total
Capital	2	2	4
Punjab	20,480	18,549	39,029
Sindh	340,224	301,231	641,455
NWFP	1,068	869	1,937
Balochistan	7,005	7,131	14,136
Total	368,779	327,782	696,561

Results of four seats reserved for Hindus and Scheduled casts

Total votes polled	233,727	Turnout	33.6%
Valid votes	230,978	Rejected votes	2,749

Successful Candidates	Party	Votes
Dr. Khatu Mmal Jeewan	IND	35,667
Rana Chandar Singh	PHP	33,847
Kishin Chand Parwani	IND	24,884
Bhagwan Das K. Chawala	IND	24,130

Unsuccessful Candidates		
Gobind Parwani	IND	19,429
Jagdish Kumar	IND	13,231
Sobhraj	IND	12,016
Aserdas	IND	8,399
Mehar Chand	IND	6,382
Paru Mal	IND	5,591
Mehar Lal Bheel Lala	IND	5,339
Damo Mal	IND	5,089
Khushal	IND	4,865
Bhooro Mal	IND	4,467
Vehoo	IND	3,990
Ladho Mal	IND	3,201
Hari Chand	IND	3,108
Sajan Kumar Oad	IND	2,282
Guljee	IND	1,844
Dawarka Das	IND	1,429
Oman Mal	IND	1,132
Saroop Chand	IND	1,087
Keshaw Lal	IND	940
Sarw Anand	IND	910
Manawar Chand	IND	901
Bhaghwan Das	IND	879
Hukam Chand	IND	873
Girdari Lal	IND	754
Biraj Lal	IND	663
Arjan Das	IND	598
Wishan Das	IND	392
Mohan Lal	IND	390
Mehru Mal	IND	389
Shawal Das	IND	327
Mangharam	IND	319
Chandar Das	IND	318
Amar Singh	IND	276
Parsootam Das	IND	274
Hamir Singh	IND	194
Devki Nandan	IND	172

Gul Hayat Institute

Sikhs, Budhists, Parsis and other non-Muslims

Registered voters

Province/Area	Male	Female	Total
Capital	6	5	11
Punjab	624	560	1,184
Sindh	1,754	1,733	3,487
NWFP	1,051	838	1,889
Balochistan	181	185	366
Total	3,616	3,321	6,937

Results of one seat reserved for Sikhs, Budhists, Parsis and other non-Muslims

Total votes polled	4,112	Turnout	59.3%
Valid votes	4,058	Rejected votes	54

Successful Candidates	Party	Votes
Byram Dinshaw Avari	IND	1,594
Unsuccessful Candidates		
P.M. Bhandara	IND	1,079
Yazdiar Homi Kaikobad	IND	1,052
Sobha Singh	IND	209
Birbal Singh	IND	124

Qadianis/Ahmedis/Lahoris

Registered voters

Province/Area	Male	Female	Total
Capital	54	55	109
Punjab	1,483	1,221	2,704
Sindh	234	168	402
NWFP	44	43	87
Balochistan	16	4	20
Total	1,831	1,491	3,322

Results of one seat reserved for Qadianis/Ahemdis/Lahoris

Total votes polled	150	Turnout	4.5%
Valid votes	150	Rejected votes	0

Successful Candidates	Party	Votes
Bashiruddin Khalid	IND	103
Unsuccessful Candidates		
Mr. Rafiq Butt	IND	15
Lt. Col. (R) Hanif Akhtar	IND	10
Raja Khalid Hamid	IND	10
Anwar Ali	IND	10
Idrees Yahya	IND	2
M. Sharif	IND	0
Mushtaq Ahmad Ch.	IND	0

Gul Hayat Institute

SECTION 6

1993

Gul Hayat Institute

Important elections related events (1990-1993)

Dismissal and restoration of government

President Ghulam Ishaq Khan dismissed the government of Prime Minister Nawaz Sharif and dissolved the National Assembly on April 18, 1993 and announced to hold fresh elections on July 14. He used powers vested in the office of the President by Article 58 (2) (b) incorporated into the Constitution through the Eighth amendment. The president had used this power for the second time during his tenure. He had developed sharp differences with the Prime Minister on a number of issues and the Prime Minister had made public these differences in his address to the nation a day before the dissolution order was issued, that is April 17.

The President appointed Balkh Sher Mazari as the caretaker prime minister who was leading a faction of the Muslim League that had fallen with Nawaz Sharif. The majority of the cabinet members were drawn from the opposition Pakistan People's Party and that included Asif Ali Zardari, husband of Benazir Bhutto.

The provincial governments and the assemblies were however not dismissed and dissolved. In all the four provinces, the governments belonged to the Islami Jamhoori Ittehad of Nawaz Sharif.

The speaker of the dissolved assembly Gohar Ayub Khan challenged the Order of Dissolution before the Lahore High Court the next day. The deposed prime minister later challenged the dissolution through a constitutional petition in the Supreme Court on April 25. The eleven-member bench headed by Chief Justice Nasim Hasan Shah heard the case on daily basis and accepting the petition on May 26 restored the National Assembly and the government of Prime Minister Nawaz Sharif.

High drama in provinces

When Nawaz Sharif resumed as the Prime Minister, situation in the biggest province, Punjab, had already changed. Soon after his dismissal, the opposition moved a no confidence motion against the Chief Minister of Punjab, Ghulam Haider Wayne, who was considered loyal to Nawaz Sharif. The no confidence succeeded on April 21 and Manzoor Wattoo belonging to the faction of Muslim League that had fallen with Nawaz Sharif was elected the new CM on April 25. When the National Assembly was restored a month later, Nawaz Sharif tried to topple the Wattoo government through a no-confidence motion. Wattoo however advised the Governor on May 29, to dissolved the assembly and he obliged imme-

Gul Hayat Institute

diately. Pervaiz Illahi challenged the dissolution before the Lahore High Court the next day. The court ordered restoration in its interim order on June 9, finding that the no-confidence motion was moved before the Chief Minister's advice to the governor and thus was against the law. The court confirmed the restoration in its final judgment on June 28, 1993 but minutes later the Chief Minister again advised the governor to dissolve the 'restored' assembly and the Governor obliged. The Prime Minister imposed the federal rule in the province the next day and the President stopped implementation of these orders.
Similar situation was witnessed in Pakhtunkhwa as well. Chief Minister Mir Afzal Khan, of the IJI, was considered sympathetic to the President. Prime Minister Nawaz Sharif immediately after restoration of his government geared up to bring a no-confidence motion against the Chief Minister. But the CM acted swiftly and advised the Governor to dissolve the provincial assembly on May 30. The order of dissolution was challenged in Peshawar High Court that upheld the dissolution in its judgment on July 14, 1993.

The final show down

Differences between the Prime Minister and the President had paralyzed the entire state apparatus and there seemed to be no way out. Chief of the Army Staff, Abdul Waheed Kakar finally brokered a compromise between the two and the opposition and as a result the following happened.

- The Prime Minister advised the President to dissolve the National Assembly on July 18, the President obliged.
- President resigned from his post the next day. Chairman Senate, Wasim Sajjad, took over as the Acting President.
- The Governors of Sindh and Balochistan also dissolved the provincial assemblies on July 19. The Punjab Assembly already stood dissolved since June 28 and the Pakhtunkhwa Assembly since May 30.
- Fresh elections to the National Assembly were scheduled for October 6, 1993 and to the four Provincial Assemblies on 9th of the same month.
- Non-partisan caretaker governments were installed at the centre and the provinces. Moeen Qureshi, hitherto unknown bureaucrat who had mostly served outside the country at the World Bank, was sworn in as the Caretaker Prime Minister on July 18.

Gul Hayat Institute

1993 General Elections

Electoral rolls

The electoral rolls were last prepared in 1986-87 with January 1, 1986 as the qualifying date for enrollment of the voters. The final rolls were published on October 8, 1987. The same rolls with the routine addition, deletion and corrections carried out under Section 18 of the Electoral Rolls Act 1974 were used in the national, the provincial and the local bodies, elections till 1990. The Election Commission decided to undertake a revision exercise under Section 17 of the said Act in 1991. Section 17 calls for a planned annual campaign to make additions, deletions and corrections in the electoral rolls. According to the rules, routine updating under Section 18 stands suspended during this campaign.

The EC appointed Deputy Commissioners as District Registration Officers and other officers of the executive branch as Registration Officers and Assistant Registration Officers. 33,699 Verification Officers with each assigned an electoral block were drawn from various federal and provincial government departments. Judicial officers were appointed as Revising Authorities for disposal of claims, objections and corrections.

The annual revision process starts with the display of existing rolls and an invitation to the public to apply for additions, deletions and corrections. The applications are verified by the Verification Officers and supplementary lists of voters are prepared. These along with the existing rolls are then published as draft rolls and claims and objections are invited that are decided by the Revising Authorities. Finally, the supplementary lists are prepared and published.

The EC started the revision process on August 31, 1991. While the process was underway, the Government of Punjab announced to hold the local bodies elections on December 28, 1991 and required the updated rolls earlier than planned. As it was not possible for the EC to conform to it, constitutional petitions were filed in the Lahore High Court to allow the routine updating (under Section 18) to progress simultaneously with the annual revision (under Section 17). The court annulled the bar on simultaneous updating and that according to the EC complicated its task and increased number of double and bogus entries. The EC approached the Supreme Court that granted leave to its appeal and set aside the Lahore High Court orders on March 16, 1992.

The EC completed the process of annual revision of rolls on November 30, 1991. The publication however took longer and the

Civil Hayat Institute

final rolls for the four provinces and the Federal Capital were published between May and November 1992.
There obviously was no time left for the annual revision for 1992 and as the National Assembly was dissolved on April 18 and then again on July 18 in 1993, there wasn't any for a revision during this year either.
The routine additions and deletions however increased the number of voters on the eve of the 1993 elections by around 250,000 compared with those enlisted in the annual revision of 1991.

Number of registered voters as on

	30-08-91	30-11-1991	22-08-1993
Khyber Pakhtunkhwa	6,001,701	6,361,797	6,385,908
FATA			35,552
Federal Capital	196,637	205,395	216,834
Punjab	29,165,547	30,795,826	30,899,314
Sindh	11,026,453	11,947,212	12,011,935
Balochistan	2,466,884	2,735,769	2,776,478
Total	48,857,222	52,045,999	52,326,021

(Figures include both Muslim and non-Muslim voters)
Column 1 figures resulted from routine updating till the mentioned date under Section 18; Column 2 shows numbers obtained through annual revision under Section 17 held between July and October; Column 3 offers numbers revised further under Section 18 after the annual revision and till the announcement of fresh elections

Delimitation of constituencies

The Election Commission enjoys vast powers to redefine the extent of electoral constituencies. Ordinance No L of 1984 dated October 27, 1984 had substantially amended the Delimitation of Constituencies Act 1974 by adding a new section 10A to it enabling the Commission to make, at any time of its own motion, any amendment, alteration or modification in the final list of constituencies or in the areas included in a constituency. The ordinance was later provided constitutional cover through the Eighth Amendment.
The EC Report on General Election 1993 and its gazette notification dated August 18, 1993 provides details of the changes made to a number of national constituencies. These were generally necessitated by the changes in administrative set up made since last elections. During the period four new districts (Hafizabad, Mandi Bahauddin, Narowal and Lodhran) were created in Punjab, four in Sindh (Ghotki, Mirpurkhas,

Gul Hayat Institute

Umerkot, Thar), five in Pakhtunkhwa (Haripur, Buner, Tank, Lakki Marwat, Batagram) and six in Balochistan (Musakhel, Barkhan, Mastung, Awaran, Bolan, Killa Abdullah). Besides these 19 new districts, a number of new smaller administrative units (Tehsils, Talukas etc.) were also carved out of the existing ones.

The Election Commission received a number of requests for making changes in boundaries of certain constituencies after the announcement of the date for the general elections. It considered these applications and decided against revising the constituency limits in any case. It however had to re-describe and re-name a number of constituencies in terms of the newly created administrative units keeping the actual boundary of each the same as was in 1990. Here are the details.

Constituencies that were re-described and/or re-named to conform with the newly created districts keeping the actual boundaries the same as previous.

Previous	New
NA 11 Abbottabad 1	NA 11 Abbottabad-cum-Haripur 1
NA 12 Abbottabad 2	NA 12 Abbottabad-cum-Haripur 2
NA 13 Abbottabad 3	NA 13 Haripur
NA 15 Mansehra 2	NA 15 Mansehra 2
NA 16 Mansehra 3	NA 16 Batagram-cum-Mansehra
NA 18 Dera Ismail Khan	NA 18 Dera Ismail Khan-cum-Tank
NA 19 Bannu 1	NA 19 Bannu
NA 20 Bannu 2	NA 20 Lakki Marwat-cum-Bannu
NA 22 Swat 2	NA 23 Buner-cum-Swat
NA 23 Swat 3	NA 22 Swat 2
NA 75 Gujranwala 2	NA 75 Hafizabad
NA 79 Gujranwala 6	NA 79 Gujranwala-cum-Hafizabad
NA 82 Gujrat 3	NA 82 Gujrat-cum-Jhelum
NA 83 Gujrat 4	NA 83 Mandi Bahauddin-cum-Gujrat
NA 84 Gujrat 5	NA Mandi Bahauddin
NA 89 Sialkot 5	NA 89 Sialkot-cum-Narowal
NA 90 Sialkot 6	NA 90 Narowal 1
NA 91 Sialkot 7	NA 91 Narowal 2
NA 117 Multan 4	NA 117 Lodhran 1
NA 118 Multan 5	NA 118 Multan-cum-Lodhran
NA 119 Multan 6	NA 119 Multan 6
NA 151 Sukkur 1	NA 151 Sukkur
NA 152 Sukkur 2	NA 152 Sukkur-cum-Ghotki
NA 153 Sukkur 3	NA 153 Ghotki
NA 162 Khairpur 1	NA 162 Khairpur
NA 163 Khairpur 2	NA 163 Khairpur-cum-Sukkur
NA 174 Tharparkar 1	NA 174 Mirpurkhas
NA 175 Tharparkar 2	NA 175 Mirpurkhas-cum-Umerkot
NA 176 Tharparkar 3	NA 176 Thar
NA 198 Pishin	NA 198 Pishin-cum-Killa Abdullah
NA 199 Loralai	NA 199 Loralai-cum-Musakhel-cum-Barkhan
NA 201 Kachhi	NA 201 Jhal Magsi-cum-Bolan
NA 203 Jaffarabad-cum-Tamboo	NA 203 Jaffarabad-cum-Nasirabad
NA 204 Kalat-cum-Kharan	NA 204 Kalat-cum-Kharan-cum-Mastung
NA 205 Khuzdar	NA 205 Khuzdar-cum-Awaran

Constituencies that were re-described (and not re-named) to conform to the newly created administrative units smaller than a district keeping the actual boundaries the

Gul Hayat Institute

same as previous. As the constituencies are named after districts, there was no need to re-name these.

NA 34 Tribal Area 8
NA 50 Sargodha 4
NA 108 Kasur 3
NA 109 Kasur 4
NA 135 Muzaffargarh 1
NA 136 Muzaffargarh 2
NA 143 Bahawalpur 3
NA 155 Shikarpur 2
NA 157 Jacobabad 2
NA 170 Hyderabad 4
NA 171 Hyderabad 5
NA 172 Badin 1
NA 173 Badin 2
NA 180 Sanghar 1
NA 181 Sanghar 2

Supervision and assistance by armed forces

As practiced in 1988 and 1990, District Returning Officers, Returning Officers and Assistant Returning Officers were appointed from among the judicial officers and the polling staff from other government departments. However, the executive officers were not assigned the same duties of assisting the judicial officers as was in the previous two elections. Instead, the armed forces were given the role in 1993. Most of the opposition parties had apprehended that the civil administration was too biased in favor of Nawaz Sharif's Muslim League and that it would influence the outcome of the elections.

The Election Commission formally requested the Ministry of Defense to provide assistance of the Armed Forces in the conduct of elections in accordance with Article 220 of the Constitution. The Forces agreed to extend the support and set up a structure that ran parallel to the EC's own hierarchy. An Election Monitoring Cell was set up at the GHQ, Rawalpindi under the charge of Lt Gen Nazar Hussain, Commander, Army Air Defense Command. At district headquarters, election cells were set up in conjunction with the one working under the District Returning Officer (Judicial officer). These cells supervised by an army officer of the rank of Lieutenant Colonel or Brigadier worked in cooperation with the District Returning Officer. Similar cells were also set up at Corps Headquarters and lower levels. The two hierarchies set up lateral and horizontal communication links.

Two to three army personnel were appointed at each polling station though they were

Gul Hayat Institute

assigned no polling related function.
The government authorized, on September 21, the army officers appointed at polling stations with the powers of the Magistrate of the First Class for summary trial of offenses under various clauses of the Representation of the People Act related with impersonation, prohibition of public meetings, canvassing near the polling stations and tempering with the ballot papers. The armed forces were also assigned the task of security of the ballot papers at all times including printing, transportation and handling.

Political alliances and MQM boycott

Pakistan Muslim League had witnessed a tug of war between its two main groups since the dismissal of Junejo government in 1988, one lead by Nawaz Sharif and the other by Muhammad Khan Junejo. As the general dismissed the Muslim League government, Nawaz Sharif was appointed the caretaker Chief Minister of Punjab. Junejo died on March 18, 1993 and Nawaz Sharif was elected the party's new head. The old guard did not accept this and the rift manifested itself in the resignation of PML federal minister Hamid Nasir Chattha from the Nawaz cabinet in April 1993. By the time of the 1993 elections, Muslim League was divided into two factions named after Nawaz and Junejo.
The breakup of the Muslim League proved to be the last straw for the nine-party alliance, Islami Jamhoori Ittehad, that had emerged as one of the two main political forces in the past two elections. The other two important parties in IJI, Jamaat-e-Islami and National People's Party had already fallen off with Nawaz Sharif. The IJI thus disappeared and the Muslim League (Nawaz) contested the elections on its won and so did the Muslim League (Junejo).
The PPP also donned off the Pakistan Democratic Alliance garb and contested elections on its own. It however entered into an electoral agreement with Muslim League (Junejo) on September 25, 1993.
The two component parties of the new alliance, Pakistan Democratic Front, decided not to field candidates against each other while contesting elections independently. Besides this 'seat adjustment', the two also agreed to form joint parliamentary groups in the House after elections.
The most popular party of urban Sindh and the third largest of the country, MQM, was in deep crisis at the time of the 1993 elections. Its leader, Altaf Hussain, had left the country on January 1, 1992 and sought asylum in United Kingdom. In May 1992, the military launched a massive operation against organized criminals in Sindh. A number of the MQM leaders were arrested in Karachi and the authorities unearthed secret torture cells allegedly being run by the party. The authorities also claimed of recovering evidences of the party's plan to secede Karachi from Pakistan and to make it an independent city state. In June 1992, a group of MQM leaders broke away to form MQM (Haqiqi). MQM (Altaf) boycotted the elections to the National Assembly yet it participated in the Sindh Assembly elections and won comfortably from its traditional centers.
The Amir of Jamaat-e-Islami, Qazi Hussain Ahmed, announced the formation of a new 'party' with the name Pakistan Islamic Front on May 24, 1993. The front was the mirror image of JI, with mirror being the fresh elections. Qazi Hussain was the Amir of the front as well.
Jamiat Ulema-e-Islam (Fazal-ur-Rehman) and Jamiat Ulema-e-Pakistan (Noorani) formed an electoral alliance with the name of Islami Jamhoori Mahaz (IJM) and fielded joint can-

Gul Hayat Institute

didates.
The other Islamic parties, factions and groups, lead by Jamiat Ulema-e-Islam (Sami-ul-Haq), also joined together to form Mutahida Deeni Mahaz (MDM). The alliance included the following 24 groups.

1. Jamiat-ul-Ulema-e-Islam (Sami-ul-Haq)
2. Anjuman Sipah-e-Sehaba
3. Markazi Jamiat Ahl-e-Hadith
4. Jamaat Ahl-e-Hadith Pakistan
5. Jamiat Ghurba-e-Ahl-e-Hadith
6. Sowad-e-Azam Pakistan
7. Tanzeem Ahl-e-Sunnat
8. Tanzeem Ittehad-ul-Ulema Qabael
9. Tehreek Fahm-ul-Quran
10. Majlis Mehran-ul-Muslimeen
11. Majlis Ahrar Islam
12. Tehreek Diffah-e-Sehaba
13. Ishaat-ul-Toheed
14. Aalami Majlis Tahafuz Khatam-e-Nabuwat
15. Jamiat Mashaikh Pakistan
16. Zia-ul-Haq Foundation
17. Ahl-e-Hadith Janbaz Force
18. Tehreek Insar-ul-Islam
19. Tehreek Ahya-e-Khilafat
20. Harkat-ul-Mujahideen
21. Harkat-ul-Jihad-ul-Islami
22. Islamic Youth Force
23. Jamaat Ahl-e-Sunnat Pakistan
24. Khaksar Tehreek

Another mix of nationalist and left wing parties named National Democratic Alliance also participated in the elections. It included the following eight:

1. Pakistan Democratic Party
2. Pakistan Awami Tehreek
3. National People's Party (Jatoi Group)
4. National People's Party (Khar Group)
5. Jamhoori Watan Party
6. Mazdoor Kissan Party (Fatehyab Group)
7. Pakistan National Party (Abdul Hafeez Pirzada Group)
8. Qaumi Mahaz-e-Azadi

Loan defaulters barred

The Acting President amended the Representation of the People Act 1976 through ordinances promulgated on August 19 and 27, 1993. The new amendments required the candidates for the National and the Provincial Assemblies to declare in writing that:
An amount of loan (of more than a million rupees) obtained from any bank, financial institution, co-operative society or corporate body in their own name or in the name of their spouses or dependents or any business mainly owned (51 percent or more share) by the aforesaid did not remain unpaid for more than one year from the due date.
The candidates were required to submit another declaration that no loan obtained by them, their spouses, dependents or a business mainly owned by any of these was written off after March 23, 1985.
A false declaration was declared a corrupt practice and the maximum term of punishment for corrupt practices was raised from three to five years. Returning Officers were asked to reject the nomination papers of such defaulters and persons who had their loans written off.
The prospective candidates were however given an opportunity to file nomination papers without these declarations provided they give an undertaking to the Returning Officers that they will clear their loans before September 13, 1993 - the last date for decisions on appeals against the scrutiny of nomination papers.

Declaration of assets

The same amendments to the Representation of the People Act 1976 also made it mandatory for the winning candidates to submit a statement of assets and liabilities of their own, spouses and

Gul Hayat Institute

dependents within seven days after the polls.
The Election Commissioner had the authority to relax the time limit for making this submission. However, the name of the candidate with highest number of polled votes, was not to be officially notified as the returned candidate unless he/she had made the submission.
The parliamentarians-elect filed the statements of assets and liabilities but each did it differently as Representation of the People (Conduct of Election) rules did not prescribe any standardized format for the purpose.

Election expenses

The Parliament enacted the Representation of the People (Amendment) Act 1991 that came into force on June 9, 1991. The amendment omitted Sections 48 to 51 from the Act that dealt with the matters of expenses that a candidate could make on his/her election bid. The sections prescribed a limit and bound the contestants to submit the returns of expenses to the Election Commission within 30 days of the notification of the final results. Failure to submit the returns of election expenses was an illegal practice under section 83 and exceeding the prescribed limit of expenses was a corrupt practice as laid down under section 78. Person found guilty of contravening these provisions were liable to be proceeded against in accordance with the provisions of section 96. Under these the Election Commission was required to direct the Returning Officers to launch proceedings against the violators in appropriate court and conviction by a court may lead to the guilty person's disqualification by the CEC for a period not exceeding five years.
Hence, when the general elections were announced in 1993, there was no bar on election expenses. Responding to a reference made by the EC, the caretaker government restored all the omitted sections of the Representation of the People Act related to the election expenses. The government however raised the limit of election expenses from rupees 500,000 to one million in case of National Assembly and from rupees 300,000 to 600,000 in case of the Provincial Assemblies.
The final results of the elections to the National Assembly were notified on October 14, 1993 and thus the last date for filing of expenses returns was November 13. The EC issued a press note on October 21 drawing attention of the contesting candidates to the relevant legal provisions. The returning Officers reported after the expiry of the due date that 502 (out of a total of 1,341) candidates had failed to file the returns while another 61 filed these after the deadline. The EC's Report of the General Elections 1993, published in August 1994 promised that the Commission will consider all cases of violations and initiate legal proceedings but no progress has been reported anywhere.

Code of conduct and ban on posters

The Election Commission made few changes to the Code of Conduct issued for the general elections 1993. The new Code barred the candidates from calling each other 'kafir'. It also asked the candidates to refrain from propagating against the participation of any person in the election on the basis of sex. Another new clause said that 'The political parties and their candidates shall not hold public meetings or rallies on main streets, roads and chowks to avoid traffic jams and public inconvenience.'
The Code of Conduct is a sort of voluntary guideline that the Commission expects the

Qual Hayat Institute

	8	8	8	22	39	84	168
tal	1	1	1	1	143	499	998
	115	34	115	97	21,366	73,672	147,344
	46	17	46	90	6,700	23,591	47,182
	11	7	11	31	1,660	4,698	9,396
	207	87	207	276	34,106	116,278	232,556

turning Officer; RO: Returning Officer; ARO: Assistant Returning Officer;
fficer; APO: Assistant Presiding Officer; PO: Poling Officer
for every Polling Station and one APO for each Polling Booth.

candidates to follow. The Commission can however convert it into an order and has the authority to get the same enforced under Article 218(3) of the Constitution and Section 103 of the Representation of the People Act. The sly campaign that the two rival political parties were running so vehemently against each other was probably too huge for the EC to check and it preferred to leave the final verdict on most of the reported violations to the voters. The Commission however converted the clause related to rallies on roads and streets into an order. The press reported on August 26 that Shaikh Rashid, PML-N candidate from Rawalpindi as saying that his party has rejected the order banning rallies on roads. The Commission asked the candidate to confirm the veracity of the reported statement. Shaikh Rashid appeared before the EC in person on September 4 and assured that he would abide by the Code of Conduct. The Commission accepted his apology.

The Commission also invoked its powers under the Constitution and the Representation of the People Act to place a ban on the display of cloth banners, hoardings of all sizes and large posters exceeding the size of three square feet (2' x 1 1/2'). It also stopped all the candidates from hoisting party flags on public buildings, public places and electric and telephone poles. The Commission directed the Deputy Commissioners and Superintendents of Police to remove all banners, hoardings, large size posters and party flags if found in violation of the EC's orders.

The ban was largely observed and had a great impact on the overall color of the election campaign.

Result announcement at polling stations

Under the law, the Presiding Officers at each polling station must provide a copy of the result of the vote count and the ballot count to the polling agents of each candi-

Gul Hayat Institute

otal	19	1	0	0	18	7	0	11
	1,045	31	9	4	1,019	400	10	609
	680	17	3	0	666	168	14	484
	160	0	0	0	160	66	12	82
	2,351	67	17	5	2,296	809	41	1,446

ed **1**; Rejected **2**; Rejection overturned on appeal **3**; Acceptance over al **4**; Validly nominated **5**; Withdrawn **6**; Retired **7**; Contesting **8**

Following is the party wise break-up of number of candidates:

PML(N)	169	PKMAP	6	PKQP	2	PLP	1
PPP	162	BNM(M)	6	AFTP	1	PML(Q)	1
PIF	102	SBC	6	APML(Z)	1	PNL	1
IJM	50	BNM(H)	5	ATIP	1	PTI	1
MDM	33	GAP	5	DIP	1	QIP	1
HPG	33	JMP	5	HF	1	SJF	1
ANP	18	JWP	4	IJN	1	TI	1
PML(J)	17	PML(F)	4	IPP	1	TII	1
HG	14	PNP	4	MKP(F)	1	TPP	1
NDA	8	GQM	3	PBIP	1	WP	1
PSP	8	NPP	2	PIT	1		

date present. The Presiding Officers authenticate the copies by signing these. Some political leaders had been alleging that the tallies of vote counts provided at the polling station do not match with the final results announced by the EC. They also contended that the candidates have no means to ensure that the Presiding Officers had put their original signatures on the statements of count and that in case of a controversy they may refuse to acknowledge a statement that they had issued to a polling agent after the count. To redress this complaint, the EC amended Form 14 (Statement of count) and created space for thumb impression of the Presiding Officer. This eliminated the chances of any one forging signatures of a Presiding Officer on a fake statement of count and also of a Presiding Officer refusing to acknowledge a statement that he/she had actually issued.

The EC also faced repeated allegations that the election results are tempered during

Gul Hayat Institute

their communication through different tiers of the Commission's hierarchy - polling stations, District/Returning Officer, Provincial Election Commission, Central Control Room of the EC at Islamabad - before these are publicly announced. The preliminary results were announced in the earlier elections from nowhere but the Central Control Room at Islamabad. Nevertheless, the statements of counts were under the law provided to the polling agents at each polling station and that was as good as a public announcement of results at each polling station.

The EC's report on General Elections 1993 however says that it somewhat modified its procedures and authorized the Presiding Officers to announce and publicly display the results of the vote count besides providing authenticated copies of it to the polling agents present. Similarly, the Returning Officers were also authorized to announce the collective vote count of all the polling stations as and when compiled. They were however not supposed to announce incomplete or progressing results. The results of the general elections 1993 thus were announced at three levels, the polling station, the Returning Officer and the Central Control Room at the EC's head office.

Election symbols

The Election Commission for the first time issued The Allocation of Symbols Order, 1993 laying down details of the procedure through which symbols were allotted to political parties and the independent candidates. Any political party conforming with the specified criteria could apply for a symbol. The most important criteria being that the party had regularly submitted its statement of finances and accounts. The EC was apparently frustrated by the fact that there existed no criteria for who should it recognize as a party and as a result a number of individuals who could not nominate even a single candidate were in the habit of applying for an election symbol. The Order was an attempt to check this absurd phenomenon.

Ninety political parties including 15 non-Muslim parties applied and the EC allotted symbols to 52 Muslim and 12 non-Muslim parties as the rest failed to fulfill the requirements. Ten of these Muslim and six of the non-Muslim parties however failed to field any candidate in the elections to the National Assembly.

The Islami Jamhoori Ittehad (IJI) was a nine party political alliance that under the leadership of Nawaz Sharif took part in general elections 1988 and 1990 with 'bicycle' as the election symbol of the alliance. The IJI however fell apart before the 1993 elections and one of its main component party Pakistan Muslim League stood divided in two factions named Muslim League (Nawaz) and Muslim League (Junejo). Another member of the former IJI, Jamaat-e-Islami decided to take part in the elections under a new name Pakistan Islamic Front. The two factions of the Muslim League, Jamaat-e-Islami and Jamiat Ulema-e-Pakistan (Niazi), all laid claim for the allocation of the symbol of bicycle. The EC in its hearing held on September 8, 1993 rejected the claim of Jamaat-e-Islami as it was not participating in the elections (under its original name) and the EC did not find any legal basis to consider that the JI and the Pakistan Islamic Front are actually the same. The claim of JUP (Niazi) was also rejected as it was not a component of the former IJI. The claims of the two factions of the Muslim League however tied as both claimed that they are the original successors of the party that was part of the IJI. The EC thus according to the rules

Gul Hayat Institute

drew lots to make the decision. As a result, the Muslim League (Junejo) got the symbol of bicycle. Muslim League (Nawaz) then chose tiger as its election symbol.

Uncontested winners

Makhdoom Amin Faheem of Pakistan People's Party was elected uncontested from the National Assembly constituency NA 167 Hyderabad 1. Besides this, there was no seat uncontested in the country.

Re-poll/recount

The Commission received 48 applications for the re-counting of ballots and 51 complaints to declare the polls void in certain constituencies. All were rejected as baseless after summary inquiries and hearing of the parties involved.

Proceedings terminated

Election proceedings in the five national constituencies were terminated according to rules as one of the contesting candidates died before the polling day. Fresh proceeding on these seats were later held on December 2, 1993.

Proceedings terminated in
Due to death of
NA 26 Malakand-cum-Dir
Muhammad Hanif Khan
NA 34 Tribal Area 7
Momin Khan Afridi
NA 60 Faisalabad 6
Ch Nazir Ahmad
NA 72 Toba Tek Singh 2
Muhammad Ismail
NA 123 Khanewal 3
Ghulam Haider Wyne

By-elections on vacated seats

Fifteen candidates won elections on more than one seats in National Assembly and/or Provincial Assemblies. Six of them vacated seven National Assembly seats as they decided to retain the provincial seats or the other national seats that they had won. Nawaz Sharif won in three national constituencies, two in Lahore and one in Haripur-Abbottabad and vacated the two Lahore seats. Following are the details of the winners of more than seats who vacated a national seat:

Mian Nawaz Sharif
NA 12 Abbottabad-cum-Haripur 2 (Retained)
NA 92 Lahore 1(Vacated)
NA 95 Lahore 4(Vacated)
Ch. M. Riaz
NA 37 Rawalpindi 2 (Vacated)
PP 10 Rawalpindi 10 (Retained)
Malik Ghulam Mustafa Khar
NA 137 Muzaffargarh 3 (Vacated)
NA 138 Muzaffargarh 4 (Retained)
PP 213 Muzaffargarh 8 (Vacated)
Mian Shehbaz Sharif
NA 96 Lahore 5 (Vacated)
PP 125 Lahore 10 (Retained)
Shafqat Abbas Rabera
NA 111 Okara 2 (Vacated)
PP 153 Okara 1 (Retained)
Mahmood Khan Achakzai
NA 197 Quetta-cum-Chagai (Retained)
NA 198 Pishin-cum-Killa Abdullah (Vacated)

By-elections on these seven seats were hurriedly scheduled to be held on November 10 so that the elected members could take part in the election of the President scheduled for November 13. However, since under the new rules their names could not be notified unless they submit statements of their assets and liabilities within seven days of the declaration of initial results, the idea of holding by-elections rather quickly was dropped. According to the revised schedule, polling in these national constituencies was held on December 2, 1993.

Gul Hayat Institute

Election to seats reserved for non-Muslims

Elections were held on the basis of separate electorate as provided by the amended constitution. The four non-Muslims groups were allocated a total of ten seats; four for Christians, four for Hindus and Scheduled casts; one for Parsis, Sikhs, Buddhists and other non-Muslims and one for Qadianis. Entire Pakistan excluding FATA served as one multi-member constituency for the non-Muslims. All polling stations served both Muslim and non-Muslim voters. Non-Muslim voters polled their ballots in the same boxes as did Muslims. They were distinguished from each other by the color of the paper on which these were printed. Ballots were sorted by the polling staff according to their color before counting. Ballot papers for Christians were printed on pink paper and for Hindus on blue. The color of the ballots for Parsis and others and the Qadiani seat was changed with the former being printed on green paper and the later on yellow this time.

The number of voters in four non-Muslim groups as on August 22, 1993 are given in the table.

Seventy-nine non-Muslim candidates filed nominations for the elections to the ten seats. Two nominations on the Qadiani seat and one on the Christian seats were rejected while 14 candidates later withdrew from the contest leaving a total of 62 contestants. There were 25 candidates for the Christian seats, 25 for Hindu, 4 for Parsis, Sikhs and others and 8 for the one allocated to Qadianis. The Qadiani seat had remained uncontested in 1985 and 1988 elections as none had filed nomination. It was filled for the first time by a Qadiani candidate in the by-elections held later on the vacant seat in 1989.

Women voters

The electoral rolls on August 22, 1993 had 83.5 women against every 100 men voters. This was lower than 85.6 noted in the rolls dated September 5, 1990. Around 3.7 million new voters were registered during the period. For every 10 new male voters, there were only six new female voters.

Following is that area-wise break-up:

	Male	Female	F as % of M
Khyber Pakhtunkhwa	3,698,099	2,687,809	72.7
FATA	35,552	0	0
Islamabad	119,630	97,204	81.3
Punjab	16,549,763	14,349,551	86.7
Sindh	6,611,712	5,400,223	81.7
Balochistan	1,499,325	1,277,153	85.2
Pakistan	28,514,081	23,811,940	83.5

(Figures including both Muslims and non-Muslims as on August 22, 1993)

The three volume election reports published by the EC for 1985 and 1988 elections provided the gender segregated district breakup of regis-

	Non-Muslim voters				
Province	Christian	Hindu +	Parsi +	Qadiani	All
Pakhtunkhwa	12,602	2,134	2,347	300	17,383
Tribal areas	0	0	0	0	0
Islamabad	4,889	4	11	109	5,013
Punjab	587,699	41,971	1,467	3,411	634,548
Sindh	94,040	709,520	4,762	1,246	809,568
Balochistan	7,846	14,959	622	22	23,449
Pakistan	707,076	768,588	9,209	5,088	1,489,961

Gul Hayat Institute

tered voters. The 1990 and 1993 reports however do not provide the same.

Women contestants on general seats

Fourteen women candidates contested elections to as many Muslim seats. Pakistan People's Party nominated three women as its candidates - Benazir Bhutto, Nusrat Bhutto and Shahnaz Javed and all three of them won. PML (N) fielded four women candidates with one, Tehmina Daultana returning successfully. Two of the other three women candidates, Kishwar Abid Hussain and Majeeda Wyne, of the PML-N also performed well and stood second to the winners. Hameeda Khuhro, however could not dent the formidable vote bank of Nusrat Bhutto in NA 164.

Election proceedings in NA 123 were terminated due to the assassination of Ghulam Haider Wyne the PML-N leader and a contestant from the constituency. PML-N awarded the party ticket to his wife Majeeda Wyne when fresh proceedings were held. Mohajir Qaumi Movement that participated in elections under the banner Haq Parast Group also fielded two women candidates, one from NA 1 in Pakhtunkhwa and the other in NA 187 in Karachi. As the group boycotted the elections to the National Assembly, both of its candidates secured few votes. The other five women candidates in the general elections were independents.

No reserved seats

Under Article 51 (4) of the Constitution, the additional seats for women in the National Assembly were reserved until the expiration of a period of ten years from the commencing day or holding of three general elections whichever occurs later. Since three general elections were held in 1977, 1985 and 1988, the reserved seats expired. The Ordinance 5 of 1990 amending the Representation of the People Act thus dropped Section 47, providing for the elections to the reserved seats. There were no reserved seats for women in the 1993 assemblies as well.

Expenditure of elections

The Election Report published by the Commission put the expenditure of 1993 elections at Rs 407,562,000. The Report of the next general elections 1997, however, quoted expenses for the past election at close to 520 million. The 1993 Report probably did not include Rs 100 million paid to Army for the services it provided in protecting ballots and the polling stations. The expenditure per registered voter for 1993 was thus Rs 9.94.

Gul Hayat Institute

Names of contesting political parties, abbreviations used and their election symbols

1	Awami Falahi Tehrik Pakistan	AFTP	Bridge for Punjab
2	Awami National Party	ANP	Lantern
3	Awami Tehrik-e-Inqilab Pakistan	ATIP	Takhti for Sindh
4	Balochistan National Movement (Dr. Abdul Hayee Group)	BNM (H)	Saw
5	Balochistan National Movement (Mengal)	BNM (M)	Horse for Balochistan
6	Dehat Ittehad Party	DIP	Chair
7	Gharib Awami Party	GAP	Chiragh (Lamp)
8	Gharib Qaumi Movement	GQM	Flower vase for Sindh
9	Hazara Front	HF	Axe for NWFP
10	Haqiqi Group	HG	Candle
11	Haq Parast Group	HPG	Kite
12	Islami Jamhoori Mahaz	IJM	Book
13	Islam Public Party	IPP	Elephant for Punjab, Balochistan
14	Jamiat-e-Mashaikh Pakistan	JMP	NA
15	Jamhoori Wattan Party	JWP	Wheel
16	Mutahida Deeni Mahaz	MDM	Ladder
17	Mazdoor Kissan Party (Fatehyab Group)	MKP (FY)	Mountain
18	National Democratic Alliance	NDA	Umbrella
19	National People's Party	NPP	Tractor
20	Pakistan Islamic Front	PIF	Car
21	Pakistan Ittehad Tehreek	PIT	Butterfly
22	Pakhtunkhwa Milli Awami Party	PKMAP	Tree for NWFP and Balochistan
23	Pakhtunkhwa Qaumi Party	PKQP	Bulb for NWFP and Balochistan
24	Pakistan Labour Party	PLP	Lota
25	Pakistan Muslim League (Functional Group)	PML (FG)	Truck
26	Pakistan Muslim League (Junejo Group)	PML (J)	Bicycle
27	Pakistan Muslim League (Nawaz Group)	PML (N)	Tigar
28	Pakistan Muslim League (Qayyum Group)	PML (Q)	Scooter
29	Pakistan National League	PNL	Television for Islamabad
30	Pakistan National Party	PNP	Axe for Sindh/Balochistan
31	Pakistan People's Party	PPP	Arrow
32	Pakistan Saraiki Party	PSP	Takhti for Punjab
33	Pakistan Tehreek-e-Inqilab	PTI	Loud Speaker for Punjab
34	Qaumi Islami Party	QIP	Boat
35	Shaheed Bhutto Committee	SBC	Fist
36	Social Justice Front	SJF	Fan for Punjab
37	Tehreek Inqilab	TI	Table Lamp for Punjab
38	Tehrik Inqilab Islami	TII	Helicopter
39	Tameer-e-Pakistan Party	TPP	Whistle for Sindh
40	Wattan Party	WP	Pitcher

Gul Hayat Institute

Summary

1993 Election brief

The President dismissed the government of PML-N and dissolved the assemblies on April 18, 1993 exercising powers under Article 58(2)(b). The Supreme Court reversed the dismissal on May 26. The tussle between the President and the Prime Minister finally ended with the resignation of both on July 18.

General elections to the National Assembly were held on October 6, 1993 and to the four Provincial Assemblies on October 9.

Elections were held under the direct supervision of Army. Its officers deputed at each polling station were given powers of First Class Magistrate. Judicial officers continued to perform election duties as was practiced during previous two elections.

UI disappeared from the scene and the Muslim League broke down into Nawaz and Junejo groups. Jamaat-i-Islami preferred to contest elections under the name Pakistan Islamic Front and JUI and JUP got together to form Islami Jamhoori Mahaz (IJM). Smaller religious groups allied to form Mutahida Deeni Mahaz (MDM). MQM boycotted the national elections but participated in provincial ones.

Loan defaulters were barred and winners were bound to submit a statement of assets before taking oath.

Banners and hoarding were banned and size of election posters was prescribed.

There was one uncontested return and proceeding were terminated in five constituencies due to death of candidates. Multiple winners vacated seven national seats after elections.

No. of candidates

Province	P	S	KP	B	Pk
PPP	96	46	10	9	162*
PML-N	110	36	16	6	169*
PML-J	13	0	3	1	17
UM	15	16	8	11	50
ANP	0	4	9	4	18*
Others	112	94	28	32	270*
Ind.	233	279	48	30	710**
Total	579	475	122	93	1,401**

* There was one candidate each of PPP, PML-N and ANP and 8 candidates of other small parties in Federal Capital.

** Totals include 4 independent candidates of Federal Capital and 121 of FATA.

Turnout

Pakistan

Polled votes (Invalid votes)	Registered votes
37.6%	
20,293,267 (270,436)	53,712,319

Punjab

48.2%	
14,245,257 (163,068)	29,535,672

Sindh

20.0%	
3,111,346 (45,273)	15,006,022

Khyber Pakhtunkhwa

34.6%	
2,107,208 (38,720)	6,092,019

Balochistan

24.8%	
686,783 (23,376)	2,763,029

Non-Muslims (All Pakistan)

31.2%	
464,872 (4,418)	1,489,661

Polled votes include invalid votes

Gul Hayat Institute

Party shares in seats

Province	P	S	KP	B	Pk
PPP	47	33	9	1	86
PML-N	52	10	10	0	73*
PML-J	6	0	0	0	6
UM	0	0	2	2	4
ANP	0	0	3	0	3
Others	2	2	4	7	15
Ind.	5	1	1	1	18**
Total	112	46	25	11	202

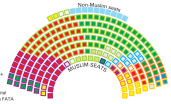

* PML-N also secured one federal seat in capital
** Independents include seven members from FATA.

Each box represents one national seat. In the above graphic, Outline of the box denotes the province/area it belongs to and fill color represents the party won this seat. White fill seats represent seats on which elections were terminated/cancelled.

Punjab seats Sindh Khyber Pakhtunkhwa Balochistan FATA Capital

Party shares in votes

PAKISTAN

Party	Votes
PML-N	7,986,229
PPP	7,578,635
PML-J	781,652
PIF	650,278
IND	1,482,012
Others	1,552,764
All	20,025,570

Results of NA 26, 34, 80, 72 and 123 are not included as election proceedings have were terminated.

PAKHTUNKHWA

PML-N	540,634
PPP	317,000
ANP	267,867
IND	215,030
Others	667,219
All	2,008,609

PUNJAB

PML-N	6,370,163
PPP	1,792,522
PML-J	670,286
IND	555,758
Others	523,600
All	14,082,168

SINDH

PPP	1,611,151
PML-N	937,563
PIF	81,764
IND	375,568
Others	194,609
All	3,071,155

BALOCHISTAN

UM	126,608
PPP	121,044
PML-N	80,543
IND	85,520
Others	380,091
All	663,805

Gul Hayat Institute

NA 1 to 26: Khyber Pakhtunkhwa

NA 1
Peshawar 1

Registered voters	248,765		
Total votes polled	91,831	Turnout	36.9%
Valid votes	89,906	Rejected votes	1,925

Syed Zafar Ali Shah	PPP	40,343
Haji Ghulam Ahmad Bilour	ANP	35,755
Haji Dost Muhammad	PIF	9,725
Ghulam Jafar	IND	1,943
Zaboor Khan	IND	834
M. Rafiq	IND	447
Syed Javed Hassan Shah	IND	408
Rifatullah	IND	360
■ Zakira Aslam	HPG	91

NA 2
Peshawar 2

Registered voters	174,391		
Total votes polled	63,798	Turnout	36.6%
Valid votes	62,938	Rejected votes	860

Arbab M. Jehangir Khan	PPP	27,345
Abdur Rehman Khan	ANP	20,804
M. Azam Khan Chishti	PIF	12,486
Arbab M. Humayum	PKMAP	1,173
Mursalin Khan, Adv.	IND	912
Arbab Mushtaq Ahmad	HPG	218

NA 3
Peshawar-Cum- Nowshera

Registered voters	226,079		
Total votes polled	80,986	Turnout	35.8%
Valid votes	79,715	Rejected votes	1,271

Arbab M. Zahir	ANP	36,134
Sardar Ali	PPP	30,576
Abdul Haseeb, Adv.	PIF	13,005

NA 4
Nowshera

Registered voters	207,538		
Total votes polled	84,140	Turnout	40.5%
Valid votes	82,580	Rejected votes	1,560

Maj. Gen. (R) Naseerullah Khan Babar	PPP	36,116
M. Ajmal Khan Khattak	ANP	30,020
Mirajuddin	PIF	15,896
Mian Muzaffar Shah	IND	548

NA 5
Charsadda

Registered voters	342,603		
Total votes polled	123,705	Turnout	36.1%
Valid votes	121,355	Rejected votes	2,350

Asfandyar Wali Khan	ANP	56,164
Maj. (R) Mukhtar Ahmad Khan	PPP	55,055
Ihsanullah Khan	IND	10,136

Gul Hayat Institute

NA 6
Mardan 1

Registered voters	240,977		
Total votes polled	82,593	Turnout	34.3%
Valid votes	81,500	Rejected votes	1,093

Khanzada Khan	PPP	38,525
M. Sareer	ANP	24,881
Dr. Farooq	PIF	18,094

NA 7
Mardan 2

Registered voters	256,184		
Total votes polled	85,717	Turnout	33.5%
Valid votes	84,595	Rejected votes	1,122

Haji M. Yaqoob Khan	PPP	33,119
M. Azam Khan	ANP	32,709
Molana Gohar Rehman	PIF	18,767

NA 8
Swabi

Registered voters	312,751		
Total votes polled	110,496	Turnout	35.3%
Valid votes	108,621	Rejected votes	1,875

Qazi Molana Fazlullah	IJM	55,055
Haji Rehmanullah	ANP	49,349
Sar Zamin Khan	IND	2,658
Barrister M. Ayub Khan	PKMAP	1,559

NA 9
Kohat

Registered voters	345,510		
Total votes polled	94,606	Turnout	27.4%
Valid votes	93,259	Rejected votes	1,347

Syed Iftikhar Hussain Gilani	PML (N)	31,863
Javed Ibrahim Paracha	IND	27,613
S. Masood Kausar	PPP	16,209
Anwar Ali Akhunzada	IND	12,167
Molana Aziz-ur-Rehman	MDM	4,611
M. Ishaq	IND	428
Haji-ur-Rehman Bangash	IND	368

NA 10
Karak

Registered voters	171,858		
Total votes polled	60,248	Turnout	35.1%
Valid votes	59,371	Rejected votes	877

Molana Shaheed Ahmad	MDM	24,519
Alhaj M. Aslam Khan Khattak	PML (N)	19,314
Afrasiab Khattak	PKQP	12,976
Umer Hayat Khattak	IND	1,422
Jehan Nabi Khattak	IND	564
Haji Adam Khan	IND	347
Gul Shahzad Khattak	IND	229

NA 11
Abbottabad-cum-Haripur 1
1990: NA 11 Abbottabad 1

Registered voters	264,303		
Total votes polled	110,922	Turnout	42.0%
Valid votes	108,749	Rejected votes	2,173

Sardar Mehtab Ahmad Khan	PML (N)	63,278
Amanullah Khan Jadoon	PML (J)	40,072
Jamal Khan Abbasi	PIF	5,399

Gul Hayat Institute

NA 12
Abbottabad-cum-Haripur 2
1990: NA 12 Abbottabad 2

Registered voters	265,269		
Total votes polled	104,460	Turnout	39.4%
Valid votes	102,488	Rejected votes	1,972

Mian M. Nawaz Sharif	PML (N)	73,509
Sardar Haider Zaman Khan	PML (J)	28,242
Col. (R) Abdur Razzaq Khan Abbasi	HF	737

NA 13
Haripur
1990: NA 13 Abbottabad 3

Registered voters	245,350		
Total votes polled	97,660	Turnout	39.8%
Valid votes	96,245	Rejected votes	1,415

Gohar Ayub Khan	PML (N)	69,386
Abdul Haq	PIF	26,859

NA 14
Mansehra 1

Registered voters	248,354		
Total votes polled	94,979	Turnout	38.2%
Valid votes	93,108	Rejected votes	1,871

Sardar M. Yousaf	PML (N)	58,191
Syed Qasim Shah	PML (J)	34,917

NA 15
Mansehra 2

Registered voters	222,827		
Total votes polled	60,150	Turnout	27.0%
Valid votes	59,269	Rejected votes	881

Nawabzada Salahuddin Saeed	PML(N)	22,882
Zargul	IND	18,479
Shaukat Ali Khan	PIF	7,709
Molana Hafeez-ur-Rehman	MDM	5,893
Mukhtasar Khan	IND	3,406
Attaullah	IND	900

NA 16
Battagram-cum-Mansehra
1990: NA 16 Mansehra 3

Registered voters	91,530		
Total votes polled	36,396	Turnout	39.8%
Valid votes	35,435	Rejected votes	961

Haji M. Ayub Khan	PML (N)	14,226
Alamzeb Khan	IJM	12,461
Sadar Malik Jan	MDM	8,052
Alhaj Rab Nawaz Khan, Adv.	IND	444
Abdullah Jan	IND	252

NA 17
Kohistan

Registered voters	156,606		
Total votes polled	22,380	Turnout	14.3%
Valid votes	21,890	Rejected votes	490

Malik Said Ahmad	IND	5,997
Malik Aurangzeb	PML (N)	5,776
Haji Pir Dad	IND	3,982
Molana Abdul Baqi	IJM	3,903
Syed Gul Badshah	MDM	1,432
Abdur Rehman	IND	477
Haji Ali Dad	IND	323

Gul Hayat Institute

NA 18
Dera Ismail Khan-cum-Tank
1990: NA 18 Dera Ismail Khan

Registered voters	419,717		
Total votes polled	161,581	Turnout	38.5%
Valid votes	158,778	Rejected votes	2,803

Molana Fazal-ur-Rehman	IJM	59,233
Alhaj Sadar Umar Farooq Khan	PML (N)	54,272
Fazal Karim Khan Kundi alias Latti Khan	IND	32,287
Jehanzeb Khan Gandapur	IND	9,670
Gul Momin Khan	IND	1,363
Sardar Munir Ahmad Khan Qasuria	IND	878
Asmatullah Khan Mastikhel	IND	582
Hamid Nawaz Khan Kundi	IND	493

NA 19
Bannu

Registered voters	208,183		
Total votes polled	61,738	Turnout	29.7%
Valid votes	60,920	Rejected votes	818

Syed Abbas Shah	PML (N)	23,615
Molvi Ali Akbar	IJM	20,890
Ahmad Nawaz Khan	IND	9,953
Haji Molvi Noor Ahmad Shah	MDM	2,888
Khaliq Dad Khan	IND	1,252
Molvi Hafizur Rahman Madni	IND	967
Zafar Ali Khan	IND	771
Haji Umer Daraz alias Madaraz	IND	584

NA 20
Lakki Marwat-cum-Bannu
1990: NA 20 Bannu 2

Registered voters	235,617		
Total votes polled	92,030	Turnout	39.1%
Valid votes	90,489	Rejected votes	1,541

M. Kabir Khan	PML (N)	35,033
Amir Nawaz, Adv.	IJM	34,771
Khuaja Attaullah	IND	15,953
Ahmad Jan	MDM	2,220
Haji Amir Nawaz Khan	IND	1,526
Munawar Khan	IND	588
Mufti M. Anwar Shah	IND	398

NA 21
Swat 1

Registered voters	225,939		
Total votes polled	72,483	Turnout	32.1%
Valid votes	70,919	Rejected votes	1,564

Mian Gul Aurangzeb	PML (N)	32,533
Obaid-ur-Rehman	IJM	25,616
Haji Khaliq Dad Khan	PIF	9,214
Abdul Wadood Khan alias Ayeen Khan	IND	3,556

NA 22
Swat 2
1990: NA 23 Swat 3

Registered voters	280,437		
Total votes polled	91,786	Turnout	32.7%
Valid votes	89,636	Rejected votes	2,150

M. Afzal Khan	PKQP	41,168
Shujaat Ali Khan	PML (N)	32,284
Sarenzeb Khan	PIF	14,380
Abdul Jabbar Khan	IND	1,804

Gul Hayat Institute

NA 23
Buner-cum-Swat
1990: NA 22 Swat 2

Registered voters	267,200		
Total votes polled	75,352	Turnout	28.2%
Valid votes	73,339	Rejected votes	2,013

Abdul Matin Khan	ANP	22,151
Haji Fazl-e-Raziq	PIF	16,312
Fanoos	IND	14,608
Molana Abdur Rehman	IJM	11,714
M. Sehrab Khan	IND	8,554

NA 24
Chitral

Registered voters	121,297		
Total votes polled	59,030	Turnout	48.7%
Valid votes	57,169	Rejected votes	1,861

Molana Abdur Rahim	PIF	16,275
■ Zauja M. Sulaiman Khan	PPP	15,765
Shahzada Mohyuddin	PML (N)	14,560
Ghulam Nabi Khan	IND	8,234
Syed Qasim Ali Jan	IND	2,335

NA 25
Dir

Registered voters	312,734		
Total votes polled	88,142	Turnout	28.2%
Valid votes	86,215	Rejected votes	1,927

Sahabzada Fatehullah	PIF	38,687
Najmuddin	PPP	30,586
Akhunzada Bahrawar Saeed	PML (N)	13,912
Liaqat Ali	IND	3,030

NA 26
Malakand Protected Area-cum-Dir
Election proceedings were terminated due to the death of a contesting candidate (Muhammad Hanif Khan). Results of fresh proceedings held on December 2, 1993 are as under.

Registered voters	275,949		
Total votes polled	81,120	Turnout	29.4%
Valid votes	80,410	Rejected votes	710

Muzaffar Khan	PDA	40,048
Molana Gauhar Rahman	PIF	35,879
M. Islam	IJM	2,908
Alamgir	IND	1,452
Wali Akbar Khan	IND	123

Gul Hayat Institute

NA 27 to 34: Federally Administered Tribal Areas (FATAs)

NA 27
Tribal Area 1
Mohmand Agency

Registered voters	9,439		
Total votes polled	4,445	Turnout	47.1%
Valid votes	4,252	Rejected votes	193

Baroz	IND	1,786
Abdur Rehman Khan	IND	604
Haji Tahir Akbar	IND	551
Gul M. Khan	IND	224
Haji Zahir Shah	IND	189
Bakht Jamal	IND	165
Nayar Zaman	IND	133
Haji Firdus	IND	113
Jan Said	IND	92
Said Qahar	IND	57
Ajmal Khan	IND	48
Malik Raham Din	IND	38
Fazl-e-Manan	IND	33
Said Mehmood Jan	IND	32
M. Iqbal Khan Mohmand, Adv.	IND	27
Zarif Khan	IND	26
Malik Noor Jan	IND	23
M. Akram Khan	IND	20
Abdur Rahim Khan	IND	18
Haji Haya Khan	IND	14
Dr. Bakht M. Khan	IND	13
Haji M. Iqbal	IND	9
Malik Jan M. Khan	IND	9
Haji Sher Ali	IND	8
Malik Zareen Khan	IND	8
Malik Ismail Sher	IND	5
Malik Khaista Gul	IND	5
Malik M. Afzal	IND	2

NA 28
Tribal Area 2
Kurram Agency

Registered voters	1,507		
Total votes polled	1,376	Turnout	91.3%
Valid votes	1,367	Rejected votes	9

Zulifqar Ali	IND	717
Haji Kamal Hussain	IND	512
Haji Barang	IND	30
Sardar Syed Mian	IND	29
Syed Yousaf Hussain	IND	27
Malik M. Alam Khan	IND	10
Mardan Ali	IND	7
Zawar Hussain (Retired)	IND	6
Haji Baz Gul (Retired)	IND	4
Akhundzada M. Saeed	IND	3
Haji Gul Akbar	IND	3
Fakhr-uz-Zaman Khan	IND	3
Malik Noor Ahmad Khan	IND	3
Hameed Khan	IND	2
Malik Amanullah Khan	IND	2
Haji Shundi Gul (Retired)	IND	1
Haji Lal Baz Khan (Retired)	IND	1
Malik Hussain Jan	IND	1
Syed Zahir Shah	IND	1
Sohbat Khan	IND	1
Abdul Manan Bangash	IND	1
Mohabat Khan Bangash, Adv. (Retired)	IND	1
Malik Mehboob Ali Khan Bangash	IND	1
Mir Zaman Bangash, Adv.	IND	1
Haji Zarin	IND	0
Haji Mir Akbar Jan	IND	0
Syed Askar Ali Shah	IND	0
Malik Khaista Jan	IND	0
Malik M. Khan	IND	0

Gul Hayat Institute

NA 29
Tribal Area 3
Orakzai Agency

Registered voters	8,605		
Total votes polled	5,690	Turnout	66.1%
Valid votes	5,530	Rejected votes	160

M. Afzal	IND	2,425
Alhaj Ghazi Said Jamal	IND	1,888
M. Azad Gul	IND	423
Col. Amanullah Khan	IND	295
Malik Spin Gul	IND	125
Syed Munir Said	IND	110
Hakim Jan	IND	79
Said Ahmad	IND	79
Khial Shah	IND	57
Gul Azam	IND	49

NA 30
Tribal Area 4
North Waziristan Agency

Registered voters	1,491		
Total votes polled	1,104	Turnout	74.0%
Valid votes	1,092	Rejected votes	12

Arsala Khan	IND	585
M. Ajmal Khan	IND	466
M. Sharif	IND	19
Sahib Gul	IND	11
Pir Sahib Khan	IND	6
Qadar Khan	IND	3
Jan Muhammad	IND	2
Khalifa Abdul Latif	IND	0
Shair Khan	IND	0
Shirin Akbar	IND	0
Naimatullah	IND	0

NA 31
Tribal Area 5
South Waziristan Agency

Registered voters	1,226		
Total votes polled	1,084	Turnout	88.4%
Valid votes	1,062	Rejected votes	22

Abdul Qayoom Khan	IND	677
Molvi M. Saleh Shah	IND	344
Lal Muhammad	IND	27
Makhamadi (M. Khan)	IND	8
M. Akram Khan	IND	6

NA 32
Tribal Area 6
Bajaur Agency

Registered voters	7,330		
Total votes polled	4,210	Turnout	57.4%
Valid votes	4,007	Rejected votes	203

Bismillah Khan	IND	1,467
Molvi M. Sharif	IND	947
Mian Shah Jehan	IND	704
Burhanuddin	IND	455
Hafiz M. Jan	IND	117
Molvi M. Sadiq	IND	114
M. Akbar	IND	76
M. Rahim alias Bahadar	IND	57
Malik Ali Khan	IND	45
Alif Muhammad	IND	21
M. Ihsanullah	IND	4

Gul Hayat Institute

NA 33
Tribal Area 7
Khyber Agency

Registered voters	4,158		
Total votes polled	2,982	Turnout	71.7%
Valid votes	2,877	Rejected votes	105

Haji M. Shah	IND	1,215
Haji Taj Muhammad	IND	695
Haji Gul Sher Khan	IND	560
Abdul Latif Afridi, Adv.	IND	190
Malik M. Daood	IND	67
Haji Zar Faqir	IND	34
Haji Gul Muhammad	IND	23
Malik Waris Khan	IND	20
Malik M. Ishaq	IND	10
Haji M. Gulab	IND	9
Ali Akbar	IND	8
Haji Jamal Gul	IND	5
Haji Shahji Gul	IND	5
Sultan Muhammad	IND	5
M. Sattar	IND	5
Haji Abdul Latif	IND	4
Shakirullah Jan	IND	4
Ghazi Khan	IND	4
Bakhmal Khan	IND	3
Haji M. Nasim	IND	3
Haji M. Hasham	IND	3
Khiali Khan	IND	2
Mehmood Khan	IND	2
M. Munir Afridi	IND	1
Haji Said Jan	IND	0
Malik Shah Wali	IND	0
Malik M. Zaman	IND	0

NA 34
Tribal Area 8
Tribal areas of Peshawar, Kohat, Bannu, Tank and Dera Ismail Khan districts

Election proceedings were terminated due to the death of a contesting candidate (Momin Khan Afridi). Results of fresh proceedings held on December 2, 1993 are as under.

Registered voters	1,747		
Total votes polled	1,475	Turnout	84.4%
Valid votes	1,454	Rejected votes	21

Malik Aslam Khan	IND	713
Akbar Khan	IND	329
Amjad Afridi	IND	284
Malik Fida Muhammad	IND	44
Malik Haji Gul Wali Afridi	IND	21
Haji Said Wazir	IND	20
Wazir Khan	IND	12
Haji M Jan Afridi	IND	9
Dr. M. Alam Khan Afridi	IND	7
Muqam Khan	IND	6
Malik Roza Din Bhatani	IND	6
Malik Zahoor Khan	IND	3
Malik Said Amir	IND	0
Malik Misal Khan	IND	0

Gul Hayat Institute

NA 35: Federal Capital

NA 35
Islamabad

Registered voters	211,821		
Total votes polled	121,821	Turnout	57.5%
Valid votes	120,195	Rejected votes	1,626

Haji M. Nawaz Khokhar	PML (N)	59,308
Syed Nayyar Hussain Bukhari	PPP	49,518
Maj. (R) Tariq Mehmood	PIF	8,248
Ch. M. Aslam	IND	890
Mian Mumtaz Rabbani	IND	702
M. Ashraf	IND	356
Syed Liaqat Hussain Banori (Retired)	ANP	322
■ Fauzia Saleem Abbas	IND	242
Wasal Ahmad Shahid	HPG	240
M. Riaz	NDA	233
Arshad Ali Khan	PNL	136

NA 36 to 150: Punjab

NA 36
Rawalpindi 1

Registered voters	274,740		
Total votes polled	134,948	Turnout	49.1%
Valid votes	133,623	Rejected votes	1,325

Shahid Khaqan Abbasi	PML (N)	76,596
Col. (R) Habib Khan	PPP	45,173
Raja Imtiaz Ahmad Taj	PIF	9,451
Raja M. Iftikhar	IND	2,132
M. Aziz Abbasi	IND	271

NA 37
Rawalpindi 2

Registered voters	273,969		
Total votes polled	145,374	Turnout	53.1%
Valid votes	143,737	Rejected votes	1,637

Ch. M. Riaz	PML (N)	72,124
Raja Abdul Aziz Bhatti	PPP	59,261
Raja M. Zaheer Khan	PIF	7,677
Malik Mehboob Hussain	IND	4,675

Ch. M. Riaz also won a Punjab Assembly seat, PP 10 Rawalpindi 10 which he retained. By-elections on the vacated NA 37 were held on December 2, 1993. Following are the results.

Registered voters	273,969		
Total votes polled	130,548	Turnout	47.7
Valid votes	129,729	Rejected votes	819

Raja Nadir Pervaiz Khan	PML (N)	65,109
Raja Pervaiz Ashraf	PPP	64,112
Malik Naseer Ahmad Awan	IND	508

Gul Hayat Institute

NA 38
Rawalpindi 3

Registered voters	315,446		
Total votes polled	145,733	Turnout	46.2%
Valid votes	144,697	Rejected votes	1,036

Sheikh Rashid Ahmad	PML (N)	80,758
Aga Riaz-ul-Islam	PPP	53,841
M. Akmal Mirza	PIF	7,688
Haji M. Shafi	IPP	1,235
Qari Abdul Malik	IJM	619
Raja Abid Hussain	IND	369
Haji M. Saleem Khan Scheema	HPG	75
A. Z. Malik Abdul Hamid Khan	AFTP	58
Raja Ijaz Hussain	IND	54

NA 39
Rawalpindi 4

Registered voters	314,219		
Total votes polled	159,778	Turnout	50.8%
Valid votes	158,766	Rejected votes	1,012

M. Ijaz-ul-Haq	PML (N)	87,676
Raja Shahid Zafar	PPP	64,655
Raja Shoaib Adil	PIF	5,147
Sardar Aftab Ahmad Mughal	IJM	742
M. Inam-ul-Haq	IND	546

NA 40
Rawalpindi 5

Registered voters	246,473		
Total votes polled	149,496	Turnout	60.7%
Valid votes	147,986	Rejected votes	1,510

Ch. Nisar Ali Khan	PML (N)	76,288
Khan Ghulam Sarwar Khan	PPP	64,800
Dr. M. Kamal	PIF	6,898

NA 41
Attock 1

Registered voters	256,146		
Total votes polled	133,294	Turnout	52.0%
Valid votes	131,303	Rejected votes	1,991

Aftab Ahmad Sheikh	PML (N)	70,671
Malik M. Aslam Khan	PPP	54,052
Haji Mujadad Khan	PIF	5,746
Maqbool Illahi Saddiqui	IND	834

NA 42
Attock 2

Registered voters	291,234		
Total votes polled	163,026	Turnout	56.0%
Valid votes	160,414	Rejected votes	2,612

Malik Lal Khan	PML (N)	60,460
Amir M. Khan	PPP	52,226
Malik Allah Yar Khan	IND	42,620
Sarfraz Hussain	PIF	5,108

NA 43
Chakwal 1

Registered voters	293,058		
Total votes polled	160,268	Turnout	54.7%
Valid votes	158,394	Rejected votes	1,874

Lt. Gen. (R) Malik Abdul Majid	PML (N)	77,483
Sardar M. Ashraf Khan	PPP	67,001
M. Sana-ul-Haq, Adv.	IND	9,313
Sahabzada Pir Abdul Rahim Naqshbandi	MDM	4,597

Gul Hayat Institute

NA 44
Chakwal 2

Registered voters	281,304		
Total votes polled	158,014	Turnout	56.2%
Valid votes	156,303	Rejected votes	1,711

Sardar Mumtaz Khan	PPP	77,185
Sardar Mansoor Hayat Tamman	PML (N)	68,501
■ Fouzia Behraam	IND	5,830
Maj. Gen. (R) Tajmal Hussain Malik	PIF	4,787

NA 45
Jhelum 1

Registered voters	231,525		
Total votes polled	132,264	Turnout	57.1%
Valid votes	130,878	Rejected votes	1,386

Raja M. Afzal Khan	PML (N)	64,632
Dr. Ghulam Hussain	PPP	61,544
Molvi Rashid Ahmad Shad	PIF	4,525
Mehdi Hassan Kiani	IND	177

NA 46
Jhelum 2

Registered voters	227,962		
Total votes polled	115,536	Turnout	50.7%
Valid votes	114,262	Rejected votes	1,274

Nawabzada Iqbal Mehdi Khan	PML (N)	58,136
Shahid Nawaz	PPP	53,314
Raja Irshad-ul-Haq Kiani	PIF	2,812

NA 47
Sargodha 1

Registered voters	248,940		
Total votes polled	118,936	Turnout	47.8%
Valid votes	117,538	Rejected votes	1,398

Brig. (R) Ghulam Hussain Cheema	PML (N)	59,279
Ihsan-ul-Haq Paracha	PPP	52,170
Dr. Mobashar Ahmad Gujjar	PIF	3,600
Dr. Tasaduq Hussain Cheema	IND	1,666
Inam-ul-Haq Paracha	IND	823

NA 48
Sargodha 2

Registered voters	261,303		
Total votes polled	113,360	Turnout	43.4%
Valid votes	111,700	Rejected votes	1,660

Liaqat Hayat Badrana	PPP	57,757
Ch. Qadir Bakhsh Mela	PML (N)	39,817
Dr. Khalid Ranjha	PIF	10,566
Rao Abdul Ghaffar Khan, Adv.	IND	2,793
Ch. Hafeezullah Cheema	IND	767

NA 49
Sargodha 3

Registered voters	257,002		
Total votes polled	131,526	Turnout	51.2%
Valid votes	130,258	Rejected votes	1,268

Ahmad Zia-ur-Rehman Khan Lak	PML (N)	56,017
Mumtaz Ahmad Kahloon	PPP	54,602
Haji Javed Iqbal Cheema	PIF	9,597
Malik M. Aslam Kachela	IND	5,562
Anwar Kamal Pasha	IND	1,140
Rao Aftab Ahmad	IND	1,035
Ch. Abdul Hameed	IND	948
Iftikhar Ahmad Kahloon	IND	825

Gul Hayat Institute

M. Javed Iqbal	IND	330
Malik M. Akram Kachela	IND	202

NA 50
Sargodha 4

Registered voters	264,357		
Total votes polled	141,509	Turnout	53.5%
Valid votes	139,957	Rejected votes	1,552

Ch. Anwar Ali Cheema	PML (N)	69,360
Riaz Ameer alias Abdul Haq	PPP	66,039
Ch. Sultan Ahmad Jaja	PIF	4,558

NA 51
Sargodha-cum-Khushab

Registered voters	310,820		
Total votes polled	152,837	Turnout	49.2%
Valid votes	150,571	Rejected votes	2,266

Malik M. Naeem Khan	PML (N)	81,565
Malik M. Bashir Awan	PPP	67,693
Qari Amanullah	IJM	1,313

NA 52
Khushab

Registered voters	260,646		
Total votes polled	136,272	Turnout	52.3%
Valid votes	133,678	Rejected votes	2,594

Sardar Shujah M. Khan	PML (N)	82,146
Malik Ghulam M. Khan Tiwana	PML (J)	51,532

NA 53
Mianwali 1

Registered voters	247,790		
Total votes polled	113,618	Turnout	45.9%
Valid votes	111,250	Rejected votes	2,368

Ubaidullah Khan	IND	43,345
Gul Hameed Rokhri	IND	36,261
Molana M. Abdul Sattar Khan Niazi	PML (N)	15,274
M. Maqbool Ahmad Khan	IND	10,364
Sadaqatullah Khan	PPP	5,259
Haji Adam Khan	IND	522
Haq Dad Khan	IND	225

NA 54
Mianwali 2

Registered voters	231,391		
Total votes polled	112,929	Turnout	48.8%
Valid votes	111,455	Rejected votes	1,474

Dr. Sher Afghan Khan Niazi	IND	41,941
Molana Abdul Sattar Khan Niazi	PML (N)	30,793
Humair Hayat Khan	IND	25,508
Dr. M. Shakir	PIF	11,953
Haji Adam Khan	IND	946
Sadar Rafiq Khan	IND	314

NA 55
Bhakkar 1

Registered voters	214,283		
Total votes polled	117,457	Turnout	54.8%
Valid votes	115,974	Rejected votes	1,483

M. Zafarullah Khan	PML (N)	56,585
Bashir Ahmad Khan	IND	55,823
M. Afzal Malik	PPP	2,796
M. Ramzan Awan	IND	770

Gul Hayat Institute

NA 56
Bhakkar 2

Registered voters	199,258		
Total votes polled	121,694	Turnout	61.1%
Valid votes	120,271	Rejected votes	1,423

Rashid Akbar Khan	IND	68,350
M. Zafarullah Khan Dhandla	PML (N)	51,102
Syed Sabir Hussain Shah	IND	819

NA 57
Faisalabad 1

Registered voters	264,609		
Total votes polled	139,410	Turnout	52.7%
Valid votes	138,058	Rejected votes	1,352

Rana Zahid Tauseef	PML (N)	67,309
Umar Daraz Khan	PPP	64,946
Mian Abdul Saboor Tariq	PML (F)	2,642
Sadar M. Akbar Arain	PIF	2,327
M. Akbar Awan	IND	500
Mian Abdul Waheed	IND	334

NA 58
Faisalabad 2

Registered voters	261,574		
Total votes polled	112,818	Turnout	43.1%
Valid votes	111,123	Rejected votes	1,695

Arif Hussain	PPP	58,917
Rai M. Aslam Khan	PML (N)	49,585
Rai M. Tauseen	PIF	1,896
Rai M. Jaffar Khan	IND	725

NA 59
Faisalabad 3

Registered voters	252,052		
Total votes polled	108,906	Turnout	43.2%
Valid votes	107,477	Rejected votes	1,429

Khan Shahadat Ali Khan Baloch	PPP	60,323
Alhaj Mian Nasir Ali Khan	PML (N)	41,196
M. Shoaib Alam	MDM	3,064
Mirza M. Ahmad	IND	2,894

NA 60
Faisalabad 4

Election proceedings were terminated due to the death of a contesting candidate (Ch Nazir Ahmed). Results of fresh proceedings held on December 2, 1993 are as under.

Registered voters	237,607		
Total votes polled	109,688	Turnout	46.2%
Valid votes	108,721	Rejected votes	967

Shahid Nazir	PPP	62,088
Safdar Rahman	PML (N)	45,951
M. Amin	IND	682

NA 61
Faisalabad 5

Registered voters	256,018		
Total votes polled	131,888	Turnout	51.5%
Valid votes	130,643	Rejected votes	1,245

Ch. M. Ilyas Ahmad	PPP	63,548
Ch. Talib Hussain	PML (N)	60,959
Ch. Naeem Tahir	IND	3,111
Bashir M. Khan	PIF	3,025

Gul Hayat Institute

NA 62
Faisalabad 6

Registered voters	210,083		
Total votes polled	101,053	Turnout	48.1%
Valid votes	99,972	Rejected votes	1,081

Sardar Dildar Ahmad Cheema	PPP	45,457
Raja Nadir Pervaiz Khan	PML (N)	45,298
Ch. M. Bashir Randhawa	PIF	4,851
Maj. Gen. (R) Mustaq Ahmad Gill	IND	2,843
Ghulam Mustafa Bajwa	IND	780
Pir M. Fazal-e-Haq	JMP	365
Haji Ghulam Nabi	IND	260
Ch. M. Akram Randhawa	IND	118

NA 63
Faisalabad 7

Registered voters	223,387		
Total votes polled	117,951	Turnout	52.8%
Valid votes	117,231	Rejected votes	720

Haji M. Akram Ansari	PML (N)	62,592
Nisar Akbar Khan	PPP	48,796
M. Din	PIF	4,802
Abdur Rashid	IND	690
Malik M. Munir Farooqi	IJM	351

NA 64
Faisalabad 8

Registered voters	230,967		
Total votes polled	120,104	Turnout	52.0%
Valid votes	119,374	Rejected votes	730

Ch. Sher Ali	PML (N)	66,183
Mian Zahid Sarfraz	PML (J)	50,023
Ch. Habib-ur-Rehman	PIF	2,511
Malik Haji Akbar Ali	IND	527
Mian M. Iqbal	IND	130

NA 65
Faisalabad 9

Registered voters	268,297		
Total votes polled	138,746	Turnout	51.7%
Valid votes	137,407	Rejected votes	1,339

Mian Amjad Yaseen	PML (N)	68,496
Mehar Abdur Rasheed	PPP	65,148
Rana M. Tahir Khan	PIF	2,744
M. Irshad Akhtar (Retired)	IND	456
Khalid Rasheed	IND	374
Mehar Abdur Rauf	IND	189

NA 66
Jhang 1

Registered voters	242,628		
Total votes polled	109,841	Turnout	45.3%
Valid votes	108,635	Rejected votes	1,206

Zafar Abbas Syed	PPP	51,843
Qaiser Ahmad Sheikh	PML (N)	38,449
Amir Hussain Syed	IND	14,424
Ahmad Ali Kharal	PIF	1,568
Zahid Aslam	IND	1,281
Shahid Ali	IND	756
M. Raza Shah	IND	314

NA 67
Jhang 2

Registered voters	256,835		
Total votes polled	109,717	Turnout	42.7%
Valid votes	108,560	Rejected votes	1,157

Makhdoomzada Syed Assad Hayat Shah	PPP	50,273
Molana Haji M. Rehmatullah	PML (N)	49,152
Molana Fazal Karim Alsialvi	PIF	6,665
Khushhal Ahmad Khan Rajoka	IND	2,470

Gul Hayat Institute

NA 68
Jhang 3

Registered voters	266,379		
Total votes polled	119,068	Turnout	44.7%
Valid votes	117,513	Rejected votes	1,555

Hafiz M. Azam	MDM	55,004
Sh. M. Iqbal s/o Sh. M. Nawaz	IND	36,278
Nawab Amanullah Khan	IND	24,624
Sh. M. Akram	IND	437
Sh. M. Younas	IND	404
M. Yousaf Mujahid	IND	302
Sh. M. Iqbal s/o Noor M.	IND	241
M. Yousaf Sheikh	IND	223

NA 69
Jhang 4

Registered voters	267,002		
Total votes polled	126,665	Turnout	47.4%
Valid votes	124,773	Rejected votes	1,892

Makhdoom Syed Faisal Saleh Hayat	PPP	61,970
■ Begum Kishwar Abid Hussain	PML (N)	52,471
Abdul Ghafoor Haqqani	MDM	7,921
Syed Chiragh Akbar Shah	IND	2,411

NA 70
Jhang 5

Registered voters	257,512		
Total votes polled	120,355	Turnout	46.7%
Valid votes	118,922	Rejected votes	1,433

Sahabzada M. Nazeer Sultan	PPP	63,516
Khan M. Arif Khan	PML (N)	49,553
Bashir Ahmad	MDM	5,853

NA 71
Toba Tek Singh 1

Registered voters	261,087		
Total votes polled	134,724	Turnout	51.6%
Valid votes	132,910	Rejected votes	1,814

Khalid Ahmad Khan Kharal	PPP	65,691
Ch. Asad-ur-Rehman	PML (N)	57,434
Molana M. Ahmad Ludhanwi	MDM	3,991
M. Ali Raza Khan	IND	1,525
Ch. Mukhtar Ahmad Nusrat	IND	1,506
Ch. M. Farooq	IND	1,151
Izhar Ahmad Khan	IND	1,052
Javed Ahmad Khan Kharal	IND	560

NA 72
Toba Tek Singh 2

Election proceedings were terminated due to the death of a contesting candidate (Muhammad Ismail). Results of fresh proceedings held on December 2, 1993 are as under.

Registered voters	230,992		
Total votes polled	115,374	Turnout	49.95%
Valid votes	114,529	Rejected votes	845

Ch. M. Ashfaq	PPP	66,195
Ch. Abdul Sattar	PML (N)	46,610
M. Naheed	IND	522
Haji M. Junaid Anwar	IND	435
M. Javed Iqbal	IND	368
Abdul Sattar	IND	270
Anees-ur-Rahman	IND	129

Gul Hayat Institute

NA 73
Toba Tek Singh 3

Registered voters	228,884		
Total votes polled	126,724	Turnout	55.4%
Valid votes	125,564	Rejected votes	1,160

Hamza	PML (N)	48,419
Haji M. Ishaque	PPP	38,214
Amjad Ali Warraich	IND	37,870
M. Yasin	PIF	1,061

NA 74
Gujranwala 1

Registered voters	287,490		
Total votes polled	146,559	Turnout	51.0%
Valid votes	144,181	Rejected votes	2,378

Ch. Hamid Nasir Chatha	PML (J)	79,036
Saif Ali Chatha	PML (N)	59,462
Col. Ghulam Sarwar Cheema	IND	4,025
Ch. Liaqat Ali Cheema	IND	544
Jameel Asghar Khizri	MDM	376
Malik Abdur Rehman	IND	308
Sardar Wajid Ali	IND	272
Irshadullah Warriach	IND	158

NA 75
Hafizabad
1990: NA 75 Gujranwala 2

Registered voters	295,643		
Total votes polled	140,120	Turnout	47.4%
Valid votes	138,371	Rejected votes	1,749

Ch. Mehdi Hassan Bhatti	PPP	81,243
Afzal Hussain Tarar	PML (N)	57,128

NA 76
Gujranwala 3

Registered voters	273,238		
Total votes polled	127,666	Turnout	46.7%
Valid votes	126,637	Rejected votes	1,029

Ghulam Dastgir Khan	PML (N)	64,769
Alhaj Amanullah	PPP	53,951
Mazhar Iqbal Randhawa	PIF	6,035
Mehmood Amjad Rathor	IND	418
Zahur-ul-Haq Awan	IND	354
M. Ihsanullah	IND	317
M. Siddiq Nadeem	IND	278
M. Numan Butt	IND	187
Ghulam Qader Khan	IND	151
Babu M. Munir	IND	118
Kh. Tanveer Ahmad	IND	59

NA 77
Gujranwala 4

Registered voters	256,170		
Total votes polled	126,823	Turnout	49.5%
Valid votes	125,289	Rejected votes	1,534

Ch. M. Asghar	PML (J)	56,443
Ch. Zafarullah Cheema	PML (N)	52,849
Mehar M. Saleem	IND	10,847
Naseem Uallh Butter	PIF	2,871
M. Iqbal Khan Cheema	IND	792
Ch. M. Shafi Janjua	PBIP	709
Dr. M. Ahmad	IND	469
Ch. Ghulam Mustafa Cheema	IND	309

Gul Hayat Institute

NA 78
Gujranwala 5

Registered voters	239,553		
Total votes polled	125,537	Turnout	52.4%
Valid votes	123,581	Rejected votes	1,956

Ch. M. Abdullah Virk	PPP	63,854
Rana Nazir Ahmad Khan	PML (N)	52,093
Obaid-ur-Rehman Madni	PIF	3,526
Rana Saghir Ahmad Khan	IND	2,956
Zulfiqar Ali Olakh	IND	1,152

NA 79
Gujranwala-cum-Hafizabad
1990: NA 79 Gujranwala 6

Registered voters	260,081		
Total votes polled	133,851	Turnout	51.5%
Valid votes	131,590	Rejected votes	2,261

Ch. Eaz Ahmad	PML (N)	63,689
M. Ashraf Warraich	PPP	61,299
Ch. M. Abbas Warraich	IND	2,531
Khalid Mehmood Khan	IND	1,549
Hakeem Ch. Saifullah Saikhu	IND	1,320
Ch. Ghulam Rasool	IND	1,202

NA 80
Gujrat 1

Registered voters	319,676		
Total votes polled	168,569	Turnout	52.7%
Valid votes	166,919	Rejected votes	1,650

Nawabzada Ghazanfar Ali Gul	PPP	79,772
Ch. Shujaat Hussain	PML (N)	74,918
Syed Mehmood Zaigham Shah	PIF	7,228
Ghazanfar Ali	IND	3,291
Malik M. Tufail	IND	1,039
Raja M. Younas	IJM	383
Dr. Tariq Saleem	IND	288

NA 81
Gujrat 2

Registered voters	314,200		
Total votes polled	167,524	Turnout	53.3%
Valid votes	165,760	Rejected votes	1,764

Ch. Ahmad Mukhtar	PPP	80,759
Ch. Shujaat Hussain	PML (N)	77,365
Ch. Nisar Ahmad	PIF	4,141
Syed Shaukat Kamal	IND	1,197
Syed Ashiq Hussain Bukhari	IJM	553
Seth M. Ashraf	IND	435
Shehzad Anwar	IND	380
Sarmad Mansoor	IND	378
Alhaj Mirza Saeed Baig	IND	354
Mian Arshad Mehmood Mughal	IND	198

NA 82
Gujrat-cum-Jhelum
1990: NA 82 Gujrat 3

Registered voters	334,154		
Total votes polled	169,771	Turnout	50.8%
Valid votes	167,737	Rejected votes	2,034

Haji M. Asghar	PPP	78,743
Syed Manzoor Hussain Shah	PML (N)	77,379
Raja M. Afzal	PIF	8,077
Ch. M. Riaz Gujjar	IND	2,879
Sheikh Qamar-uz-Zaman	IND	351
Ch. Qamar Zaman	IND	213
Naeem Aslam Ch.	IND	95

Gul Hayat Institute

NA 83
Mandi Bahauddin-cum-Gujrat
1990: NA 83 Gujrat 4

Registered voters	303,113		
Total votes polled	133,221	Turnout	44.0%
Valid votes	131,841	Rejected votes	1,380

Zafarullah Tarar	PPP	67,154
Mian Waheeduddin	PML (N)	41,423
Ch. Ghulam Rasul, Adv.	PIF	18,592
M. Hussain	IND	2,689
M. Ashraf Ghori	IND	1,983

NA 84
Mandi Bahauddin
1990: NA 84 Gujrat 5

Registered voters	262,634		
Total votes polled	101,682	Turnout	38.7%
Valid votes	100,822	Rejected votes	860

Nazar M. Gondal	PPP	47,887
Ch. M. Iqbal Bosal	PML (N)	47,296
Allama Inayatullah	PIF	3,420
Umar Hayat Laleka	IND	2,219

NA 85
Sialkot 1

Registered voters	221,149		
Total votes polled	113,999	Turnout	51.5%
Valid votes	112,834	Rejected votes	1,165

Kh. M. Asif	PML (N)	66,336
Mian M. Shafi	PPP	43,114
Hafiz M. Alam	IJM	3,011
Manzoor Ilahi Malik	IND	373

NA 86
Sialkot 2

Registered voters	262,554		
Total votes polled	143,078	Turnout	54.5%
Valid votes	141,656	Rejected votes	1,422

Ch. Akhtar Ali	PML (J)	69,698
Amir Hussain	PML (N)	64,752
Prof. M. Amin Javed	PIF	6,605
Lt. Col. (R) Mushtaq Khichi	IND	601

NA 87
Sialkot 3

Registered voters	260,527		
Total votes polled	143,029	Turnout	54.9%
Valid votes	141,672	Rejected votes	1,357

Syed Iftikhar-ul-Hassan Shah	PML (N)	69,559
Ijaz Ahmad Cheema	PPP	69,168
Ch. Nazeer Ahmad Khan	PIF	2,945

NA 88
Sialkot 4

Registered voters	216,630		
Total votes polled	120,111	Turnout	55.4%
Valid votes	118,780	Rejected votes	1,331

Ch. Abdul Sattar	PML (J)	59,948
Ch. Sikhandar Hayat Malhi	PML (N)	57,937
M. Ahmad	IND	895

Gul Hayat Institute

NA 89
Sialkot-cum-Narowal
1990: NA 89 Sialkot 5

Registered voters	233,073		
Total votes polled	109,204	Turnout	46.9%
Valid votes	107,656	Rejected votes	1,548

Ch. M. Sarwar Khan	PML (N)	59,622
Zahid Hamid	PPP	44,785
Khalid Pervaiz	IND	2,787
Maqsood Ahmad Sulehri	IND	462

NA 90
Narowal 1
1990: NA 90 Sialkot 6

Registered voters	224,937		
Total votes polled	105,993	Turnout	47.1%
Valid votes	105,260	Rejected votes	733

Ahsan Iqbal	PML (N)	54,893
Ch. Shafaat Ahmad Khan	PPP	38,942
Syed Munawar Hussain Jamaiti	IND	5,686
Altaf Ahmad Khan	PIF	5,054
M. Naseer Khan	IND	253
Haji M. Abbas Khan	IND	186
Mehboob Alam Khan Mohmand	IND	133
M. Naeem-ur-Rehman	JMP	113

NA 91
Narowal 2
1990: NA 91 Sialkot 7

Registered voters	215,629		
Total votes polled	100,632	Turnout	46.7%
Valid votes	99,270	Rejected votes	1,362

M. Ishfaq	PML (N)	36,060
Danial Aziz	IND	34,789
M. Khalid	PPP	26,103
M. Afzal	IND	1,529
Ijaz Ahmad	IND	789

NA 92
Lahore 1

Registered voters	235,007		
Total votes polled	109,998	Turnout	46.8%
Valid votes	109,207	Rejected votes	791

Mian M. Nawaz Sharif	PML (N)	63,276
Mian Aziz-ur-Rehman Chan	PPP	43,260
Syed Mumawar Hassan Shah	PIF	2,131
Mehmood Ahmad	IND	477
Agha M. Dilawar Khan	IND	63

Mian M. Nawaz Sharif also won two other National Assembly seats, NA 12 Abbottabad-cum-Haripur 2 and NA 95 Lahore 4, He retained the former of the two. By elections on the vacated NA 92 were held on December 2, 1993. Following are the results.

Registered voters	235,007		
Total votes polled	90,877	Turnout	38.7%
Valid votes	90,185	Rejected votes	692

Mian M. Abbas Sharif	PML (N)	46,114
Mian Aziz-ur-Rahman Chan	PPP	43,964
Rana M. Abdul Haleem Khan Chohan	IND	107

Gul Hayat Institute

NA 93
Lahore 2

Registered voters	284,368		
Total votes polled	136,379	Turnout	48.0%
Valid votes	135,082	Rejected votes	1,297

Humayun Akhtar Khan	PML (N)	66,564
Aitzaz Ahsan	PPP	62,713
Hafiz Suleman Butt	PIF	2,265
M. Irshad	IND	1,827
M. Afzal Chishti	IND	493
Haroon Akhtar Khan	IND	314
M. Ihsanullah Khan	IND	209
Tahir Iqbal	IND	198
Ch. M. Hussain	IND	170
Mian Ijaz Ahmad Momenjee	IND	131
Rana Ilamuddin Ghazi	PTI	112
Maj. (R) Aftab Ahmad Khan Lodhi	TI	86

NA 94
Lahore 3

Registered voters	218,391		
Total votes polled	104,335	Turnout	47.8%
Valid votes	103,535	Rejected votes	800

Mian Abdul Waheed	PML (N)	52,308
Salman Taseer	PPP	47,283
Farid Ahmad Paracha	PIF	2,862
Zafar Sajjad	IND	633
Molana Rajeeullah Khan	JMP	275
Syed Fayyaz Hussain Shah	QIP	174

NA 95
Lahore 4

Registered voters	219,393		
Total votes polled	95,059	Turnout	43.3%
Valid votes	94,458	Rejected votes	601

Mian M. Nawaz Sharif	PML (N)	57,959
Zia Bakhat Butt	PPP	33,142
Hafiz Slaman Butt	PIF	2,713
Irfan Seed	IND	129
Ch. M. Aslam	APML (Z)	126
Ghulam M. Mustafa Khar	IND	118
Kh. Sabah	IND	77
Aish M. Khan Sara	IND	71
M. P. Khan	PLP	57
Zaheer Ahmad Mir	SJF	42
Tariq Gul Khan	IND	24

Mian M. Nawaz Sharif also won two other National Assembly seats, NA 12 Abbottabad-cum-Haripur 2 and NA 92 Lahore 1, He retained the former of the two. By elections on the vacated NA 95 were held on December 2, 1993. Following are the results.

Registered voters	219,393		
Total votes polled	64,906	Turnout	29.6%
Valid votes	63,529	Rejected votes	1,377

M. Ishaq Dar	PML (N)	39,483
Shahid Nabi Malik	PPP	23,825
Syed Almas Haider Kazmi	IND	103
Aqeel Ahmad	IND	49
Syed Qaisar Shah	IND	43
Nawab Dr. Ambar Shahzada	IND	26

Gul Hayat Institute

NA 96
Lahore 5

Registered voters	220,751		
Total votes polled	96,530	Turnout	43.7%
Valid votes	95,683	Rejected votes	847

Mian M. Shehbaz Sharif	PML (N)	55,867
Mian Yousaf Salahuddin	PPP	37,858
Ijaz Ahmad Ch.	PIF	1,321
Kh. Falahuddin	IND	375
Zafarullah Khan	WP	139
Malik Javed Hassan	IND	123

Mian M. Shehbaz Sharif also won a Punjab Assembly seat, PP 125 Lahore 10, which he retained. By-elections on the vacated NA 96 were held on December 2, 1993. Following are the results.

Registered voters	220,751		
Total votes polled	68,362	Turnout	31.0%
Valid votes	67,743	Rejected votes	619

M. Javed Hashmi	PML (N)	41,435
Mian M. Asif	PML (J)	25,908
Azhar Zaidi	IND	200
M. Asif Butt	IND	153
Zafarullah Khan	IND	47

NA 97
Lahore 6

Registered voters	296,227		
Total votes polled	131,163	Turnout	44.3%
Valid votes	130,373	Rejected votes	790

Tariq Badaruddin Banday	PML (N)	64,834
Jehangir Badar	PPP	53,591
Liaqat Baloch	PIF	11,010
Qari M. Zawar Bahadar	IJN	598
Dr. Ashraf Ghani	IND	159
Taimur Hayat Khan	IND	98
S. M. Bashir	IND	83

NA 98
Lahore 7

Registered voters	286,245		
Total votes polled	116,432	Turnout	40.7%
Valid votes	115,725	Rejected votes	707

Mian M. Munir	PML (N)	64,151
Mian Khalid Saeed	PPP	44,766
Mian M. Usman	PIF	6,004
Zubair Ahmad Butt	PML (F)	647
Malik Ghulam Raza Mohota	IND	157

NA 99
Lahore 8

Registered voters	172,082		
Total votes polled	86,934	Turnout	50.5%
Valid votes	86,226	Rejected votes	708

Mehar Zulfiqar Ali Babu	PML (N)	43,972
M. Arshad	PPP	37,146
Wazir Ali Bhatti	IND	3,523
M. Iqbal	IND	347
Liaqat Ali	IND	334
M. Ramzan	IND	229
Waheed Akhtar	IND	196

Gul Hayat Institute

Malik Shah M. Mohsan	IND	171
Shaukat Ali	IND	143
M. Abdul Ghafoor Alwari	IJM	98
Mirza Zahid Hussain	IND	67

NA 100
Lahore 9

Registered voters	166,732		
Total votes polled	90,365	Turnout	54.2%
Valid votes	89,509	Rejected votes	856

Ch. Khalid Javed Ghurki	PPP	38,433
Ch. M. Ashiq Dial	PML (N)	38,361
Qazi Hussain Ahmad	PIF	11,107
Mehboob Alam	IND	823
M. Iqbal	IND	427
Ijaz Ahmad Dial	IND	276
Waheed Akhtar	IND	82

NA 101
Sheikhupura 1

Registered voters	272,935		
Total votes polled	123,331	Turnout	45.2%
Valid votes	121,988	Rejected votes	1,343

Nisar Ahmad Pannu	PPP	63,049
Rana Tanveer Hussain	PML (N)	51,519
Riaz Ahmad Yazdani	PIF	6,054
Ch. M. Anwar	IND	868
Ch. M. Hanif	IND	293
M. Gulfam Ashraf	IND	205

NA 102
Sheikhupura 2

Registered voters	272,887		
Total votes polled	129,672	Turnout	47.5%
Valid votes	128,321	Rejected votes	1,351

Haji Munawar Hussain Manj	PPP	61,465
Mehmood Akbar Khan	PML (N)	56,909
Ch. Nazir Ahmad Virk	PIF	7,062
M. Rashid Barfwala	IND	1,790
Hafiz M. Abbas	MDM	457
Ch. Ibn-e-Saud Virk	IND	389
M. Khan Manj	IND	249

NA 103
Sheikhupura 3

Registered voters	220,398		
Total votes polled	101,557	Turnout	46.1%
Valid votes	100,608	Rejected votes	949

M. Burjees Tahir	PML (N)	46,853
M. Arif Awan	PPP	39,939
Ishtiaq Ahmad Cheema	IND	13,497
Maqsood-ul-Haq	IND	319

NA 104
Sheikhupura 4

Registered voters	294,888		
Total votes polled	123,028	Turnout	41.7%
Valid votes	121,981	Rejected votes	1,047

Ch. Tawakkalullah Virk	PPP	60,917
Haji Naeem Hussain Chatha	PML (N)	60,459
Malik Nazir Ali Noorka	IND	605

Gul Hayat Institute

NA 105
Sheikhupura 5

Registered voters	243,707		
Total votes polled	92,433	Turnout	37.9%
Valid votes	91,312	Rejected votes	1,121

Rai Bashir Ahmad Khan Bhatti	PPP	48,346
Rai Mansab Ali Khan	PML (N)	42,966

NA 106
Kasur 1

Registered voters	246,355		
Total votes polled	121,108	Turnout	49.2%
Valid votes	119,731	Rejected votes	1,377

Sadar Asif Ahmad Ali	PML (J)	46,263
Mian Khurshid Mehmood Kasuri	PML (N)	37,500
Malik M. Ali Khan	IND	27,971
M. Aslam Saleemi	PIF	4,716
M. Rafiq	IND	1,422
Sadar Mukhtar Ahmad Dogar, Adv.	IND	801
Sadar Liaqat Ai Dogar	IND	600
Sahabzada Khizar Hayat Khan	IND	458

NA 107
Kasur 2

Registered voters	187,531		
Total votes polled	94,748	Turnout	50.5%
Valid votes	93,570	Rejected votes	1,178

Rao Khizar Hayat	PML (N)	48,169
Tariq Hakim Ali	PPP	35,154
Syeda Nielofer Mehdi	IND	5,026
Ch. Bashir Ahmad Balyana	PIF	2,640
M. Amer Hayat Khan	IND	983
Dr. M. Raza	IND	929
Ahmad Raza Kasuri	IND	669

NA 108
Kasur 3

Registered voters	239,432		
Total votes polled	119,856	Turnout	50.1%
Valid votes	118,632	Rejected votes	1,224

Sadar Talib Hassan	PML (J)	62,598
Rana M. Hayat Khan	PML (N)	54,380
Sadar Pervaiz Hassan	IND	604
Asmat Abbas	IND	542
Rana Sarfraz Khan	IND	307
Allama Syed Shabbir Ahmad Hashmi	IJM	110
Malik Ashiq Hussain	IND	91

NA 109
Kasur 4

Registered voters	241,451		
Total votes polled	115,246	Turnout	47.7%
Valid votes	114,223	Rejected votes	1,023

Sardar M. Ashiq Dogar	PPP	56,486
Molana Moeenuddin Lakhvi	PML (N)	53,110
M. Hamood Lakhvi	IND	2,402
Rana M. Shafeeq Khan Pasroori	IND	1,607
Ch. M. Yaqoob Siddu	IND	618

NA 110
Okara 1

Registered voters	213,698		
Total votes polled	109,227	Turnout	51.1%
Valid votes	107,945	Rejected votes	1,282

Rao Sikandar Iqbal	PPP	52,320
Mian M. Zaman	PML (N)	47,559
Ch. Ikram-ul-Haq	PIF	4,435
Rao Abdul Majeeb khan	IND	1,661
Mian Raza Hussain	IND	532
Dr. Liaqat Ali Kausar	IND	361

Gul Hayat Institute

M. Yasin	IND	334
M. Shafi	IND	317
Mian Yawar Zaman	IND	301
Sahabzada Attiq-ur-Rehman	IND	125

NA 111
Okara 2

Registered voters	236,484		
Total votes polled	110,397	Turnout	46.7%
Valid votes	108,984	Rejected votes	1,413

Ch. Shafqat Abbas Rabera	PML (N)	51,405
Rai M. Aslam Khan Kharal	PPP	49,755
Waheeduddin Ch.	PIF	4,924
Rai M. Zulfiqar Khan Kharal	IND	1,218
Syed Ahmad Hassan Shah	IND	1,170
Maj. (R) Mehmood Ahmad Gill	NDA	512

Shafqat Abbas Rabera also won a Punjab Assembly seat, PP 153 Okara 1, which he opted to retain. By-elections on the vacated NA 111 were held on December 2, 1993. Following are the results.

Registered voters	236,484		
Total votes polled	98,300	Turnout	41.6%
Valid votes	97,363	Rejected votes	937

Rai M. Aslam Khan Kharal	PPP	61,127
M. Yar Khan	PML (N)	34,259
M. Saleem Raza Kharal	IND	1,977

NA 112
Okara 3

Registered voters	241,473		
Total votes polled	104,325	Turnout	43.2%
Valid votes	102,741	Rejected votes	1,584

Rao Qaiser Ali Khan	PML (N)	55,132
Rao M. Afzal Khan	PPP	42,680
Syed Shah Nawaz Kirmani	PML (F)	2,758
Munir Ahmad Bhutta	PIF	1,337
Syed Akmal Hassan	IND	834

NA 113
Okara 4

Registered voters	241,685		
Total votes polled	113,475	Turnout	47.0%
Valid votes	111,823	Rejected votes	1,652

Mian M. Yasin Khan Wattoo	PML (N)	55,303
Mian Manzoor Ahmad Khan	PML (J)	52,175
Dr. Qasim Ali Wattoo	PIF	3,044
Mian M. Moeen Khan Wattoo	IND	859
Ahmad Shujah	IND	442

NA 114
Multan 1

Registered voters	268,142		
Total votes polled	124,915	Turnout	46.6%
Valid votes	123,785	Rejected votes	1,130

Syed Yousaf Raza Gilani	PPP	72,078
Haji Sikandar Hayat Bosan	PML (N)	48,057
Syed Ahmad Mujtaba Gilani	IND	1,688
Rao Zafar Iqbal	PIF	1,310
Syed M. Afaq Shah	IND	492
Kunwar Intizar M. Khan	PSP	160

Gul Hayat Institute

NA 115
Multan 2

Registered voters	282,511		
Total votes polled	112,141	Turnout	39.7%
Valid votes	111,287	Rejected votes	854

Haji M. Boota	PML (N)	60,871
Riaz Hussain Quershi	PPP	44,063
Syed Hamid Saeed Kazmi	IJM	5,936
M. Altaf	PSP	200
Ch. M. Azam (Retired)	GAP	123
Abdul Waheed Waqar	IND	94

NA 116
Multan 3

Registered voters	247,514		
Total votes polled	101,181	Turnout	40.9%
Valid votes	100,259	Rejected votes	922

Sh. M. Tahir Rashid	PML (N)	50,367
Tanveer-ul-Hassan Gilani	PPP	48,524
Saeed Ahmad Quershi	IND	716
Taj M. Langah	PSP	380
M. Bilal Khan Leghari	IND	272

NA 117
Lodhran 1
1990: NA 117 Multan 4

Registered voters	273,860		
Total votes polled	144,580	Turnout	52.8%
Valid votes	142,942	Rejected votes	1,638

Rana Mumtaz Ahmad Noon	PPP	77,093
M. Siddiq Khan Kanju	PML (N)	61,237
Khurshid Ahmad Khan Kanju	PIF	4,612

NA 118
Multan-cum Lodhran
1990: NA 118 Multan 5

Registered voters	271,415		
Total votes polled	131,947	Turnout	48.6%
Valid votes	130,306	Rejected votes	1,641

Mirza M. Nasir Baig	PPP	72,787
Syed Nasir Ali Rizvi	PML (N)	55,195
Syed Saeed Ahmad Kazmi	IJM	1,960
Taj M. Langah	PSP	364

NA 119
Multan 6

Registered voters	260,539		
Total votes polled	134,219	Turnout	51.5%
Valid votes	132,762	Rejected votes	1,457

Syed Javed Ali Shah	PML (N)	63,091
Rana Shaukat Hayat	PPP	57,191
Ghulam Abbas	MDM	12,480

NA 120
Multan-cum Khanewal

Registered voters	256,249		
Total votes polled	131,130	Turnout	51.2%
Valid votes	129,818	Rejected votes	1,312

Shah Mehmood Quershi	PPP	73,289
Makhdoom M. Javed Hashmi	PML (N)	54,385
Shah M. Sahu, Adv.	IND	1,412
Akhtar Hussain Gill	IJM	732

Gul Hayat Institute

NA 121
Khanewal 1

Registered voters	263,724		
Total votes polled	118,451	Turnout	44.9%
Valid votes	117,206	Rejected votes	1,245

Haji M. Iqbal Hiraj	PPP	64,482
Syed Fakhar Imam Shah	PML (N)	52,724

NA 122
Khanewal 2

Registered voters	251,193		
Total votes polled	119,745	Turnout	47.7%
Valid votes	118,323	Rejected votes	1,422

Aftab Ahmad Khan	PML (N)	61,281
Sdar Allah Yar	PPP	57,042

NA 123
Khanewal 3

Election proceedings were terminated due to the death of a contesting candidate (Ghulam Haider Wyne). Results of fresh proceedings held on December 2, 1993 are as under.

Registered voters	260,495		
Total votes polled	124,770	Turnout	47.9
Valid votes	124,048	Rejected votes	722

Pir M. Aslam Bodla	PPP	72,658
■ Begum Majeeda Wyne	PML (N)	50,454
Tanveer Ahmad	IND	613
Mehar Khizar Hayat Hiraj	NPP	211
Khan Farhatullah Khan	IND	112

NA 124
Sahiwal 1

Registered voters	279,351		
Total votes polled	131,976	Turnout	47.2%
Valid votes	130,330	Rejected votes	1,646

Nuarez Shakoor Khan	PPP	64,695
Anwar-ul-Haq Ramay	PML (N)	63,236
Rana Aftab Ahmad Khan	IND	991
Ch. M. Idrees	PIF	592
Ehsan-ul-Haq Khan	IND	487
Syed Nadeem Hussain	IND	213
Mian M. Rafiq	IND	116

NA 125
Sahiwal 2

Registered voters	271,235		
Total votes polled	126,327	Turnout	46.6%
Valid votes	124,904	Rejected votes	1,423

Mehar Ghulam Fareed Kathia	PPP	61,015
Ch. M. Ashraf	PML (N)	56,079
Maj. (R) Ahmad Mehmood	PIF	4,310
Ghulam Fareed	IND	2,457
Roshan Ali	IND	1,043

NA 126
Sahiwal 3

Registered voters	288,571		
Total votes polled	145,140	Turnout	50.3%
Valid votes	142,962	Rejected votes	2,178

■ Shahnaz Javed	PPP	73,454
Rai Ahmad Nawaz	PML (N)	59,582
Molvi Bashir Ahmad	PIF	8,066
■ Shahnaz Bibi	IND	1,860

Gul Hayat Institute

NA 127
Sahiwal 4

Registered voters	271,602		
Total votes polled	125,976	Turnout	46.4%
Valid votes	124,289	Rejected votes	1,687

Mian M. Amjad Joiya	PPP	60,881
Raja Shahid Saeed Khan	PML (N)	55,889
Abdur Reman alias Jami	PIF	4,059
Aish M. Khan Sara	IND	2,624
Rana Ghazanfar Abbas Khan	MDM	836

NA 128
Pakpattan

Registered voters	309,198		
Total votes polled	124,019	Turnout	40.1%
Valid votes	122,616	Rejected votes	1,403

Rao M. Hashim Khan	PPP	55,704
M. Ahmad Khan	PML (N)	42,881
Ahmad Raza Khan Maneka	PML (J)	24,031

NA 129
Vehari 1

Registered voters	286,631		
Total votes polled	145,308	Turnout	50.7%
Valid votes	143,864	Rejected votes	1,444

Mian Noor M. Khan Bhabha	PPP	63,622
M. Nawaz Khan alias Dilwar Khan	PML (N)	61,047
Mian Faiz Bakhsh	IND	17,779
Haji M. Aslam Khan Khichi	IND	1,416

NA 130
Vehari 2

Registered voters	287,621		
Total votes polled	140,750	Turnout	48.9%
Valid votes	139,444	Rejected votes	1,306

■ Tehmina Aqeel Daultana	PML (N)	74,654
Abdul Hameed Bhatti	PPP	46,943
Abdul Haq Duggal	MDM	16,397
Taj M. Bhatti	IND	713
Abdul Majid Mian	IND	531
Mian Shaukat Ali Aqeel	IND	206

NA 131
Vehari 3

Registered voters	288,518		
Total votes polled	145,462	Turnout	50.4%
Valid votes	143,572	Rejected votes	1,890

Qurban Ali Chuhan	PPP	77,734
Ch. Nazir Ahmad	PML (N)	63,307
Qari M. Tayyab	IND	1,865
Nazir Ahmad Mithoo Dogar	IND	666

NA 132
Dera Ghazi Khan

Registered voters	352,781		
Total votes polled	144,864	Turnout	41.1%
Valid votes	142,778	Rejected votes	2,086

Kh. Kamaluddin Anwar	PPP	67,432
Sardar M. Amjad Farooq Khan Khosa	PML (N)	65,002
Molana M. Abdul Qadir Dervi	MDM	9,529
Haji Saifullah Khan Saddozai	IND	815

Gul Hayat Institute

NA 133
Dera Ghazi Khan-cum-Rajanpur

Registered voters	367,289		
Total votes polled	149,138	Turnout	40.6%
Valid votes	146,881	Rejected votes	2,257

Sardar Farooq Ahmad Khan Leghari	PPP	95,943
Sardar M. Saifuddin Khan Khosa	PML (N)	50,938

Farooq Ahmad Khan Leghari was elected President of Pakistan on November 13, 1993. Following are the results of the by-elections held on the vacated NA 133.

Registered voters	367,289		
Total votes polled	74,647	Turnout	20.3%
Valid votes	74,333	Rejected votes	314

Sardar Mansoor Ahmad Khan Leghari	PPP	66,781
Akhund Nadir Majeed Khan, Adv.	PML (N)	6,961
Sardar M. Ishfaq Ahmad Khan Leghari	IND	591

NA 134
Rajanpur

Registered voters	352,678		
Total votes polled	144,317	Turnout	40.9%
Valid votes	141,846	Rejected votes	2,471

Mir Balakh Sher Mazari	IND	74,183
Sardar Nasrullah Khan Dreshak	IND	61,210
M. Rafiq Pachar	PIF	6,453

NA 135
Muzaffargarh 1

Registered voters	236,073		
Total votes polled	122,416	Turnout	51.9%
Valid votes	120,838	Rejected votes	1,578

Abdul Qayoom Khan Jatoi	PML (N)	53,241
Molana Shah Ahmad Noorani Siddiqi	IJM	40,482
Jameel Ahmad Hussain Bukhari	PPP	27,115

NA 136
Muzaffargarh 2

Registered voters	223,122		
Total votes polled	113,901	Turnout	51.0%
Valid votes	112,404	Rejected votes	1,497

Nawabzada Nasrullah Khan	NDA	62,264
Mian Atta M. Qureshi	PML (N)	47,702
Muzaffar Mehdi Hashmi	IND	2,152
Jam Niaz Rasool Ganga	PSP	286

NA 137
Muzaffargarh 3

Registered voters	233,922		
Total votes polled	107,651	Turnout	46.0%
Valid votes	105,579	Rejected votes	2,072

Ghulam M. Mustafa Khar	IND	51,776
Ehsan Karim Qureshi	PML (N)	25,679
Malik Ghulam M. Noor Rabani Khar	PML (J)	19,364
Liaqat Baloch	PIF	7,004
Malik Ghulam M. Fakhar-ur-Rusul Arbi	IND	578
Haji M. Akram Dawana	IJM	413
Dr. Syed Athar Mehdi Kazmi	PSP	336
Amjad Hamid Khan Dasti	IND	261
Malik M. Rafiq Khar	IND	168

Gul Hayat Institute

Malik Ghulam M. Mustafa Khar also won another National Assembly seat, NA 138 Muzaffargarh 4, and a Punjab Assembly seat, PP 213 Muzaffargarh 8. He retained the former of the two. By-elections on the vacated NA 137 were held on December 2, 1993. Following are the results.

Registered voters	233,922		
Total votes polled	80,197	Turnout	34.3%
Valid votes	79,706	Rejected votes	491

Malik Ghulam M. Fakhar-ur-Rasool Arbi	PPP	41,425
Malik Ghulam M. Noor Rabbani Khar	PML (N)	35,720
Pir Mian Abdul Munem Bodla	NDF	2,084
Ghulam Haameem Bhatti	IND	477

NA 138
Muzaffargarh 4

Registered voters	251,557		
Total votes polled	116,782	Turnout	46.4%
Valid votes	115,870	Rejected votes	912

Malik Ghulam M. Mustafa Khar	PPP	60,226
Mian Ghulam Abbas Qureshi	PML (N)	54,527
M. Ramzan Motianwala	IND	581
Abdullah Salfi	IND	312
Niaz Ahmad Buzdar Baloch	IND	224

NA 139
Layyah 1

Registered voters	225,873		
Total votes polled	116,481	Turnout	51.6%
Valid votes	115,515	Rejected votes	966

Malik Niaz Ahmad Jakhar	PPP	64,650
Malik Ghulam Haider Thind	PML (N)	49,156
Abdur Razzaq Rahi	IND	906
Liaqat Ali Khan Khetran	IND	455
Mian Maqsood Ali	IND	348

NA 140
Layyah 2

Registered voters	214,700		
Total votes polled	104,716	Turnout	48.8%
Valid votes	103,938	Rejected votes	778

M. Jehangir Khan	PPP	51,162
Sahabzada Faiz-ul-Hassan	PML (N)	46,480
Manzoor Ahmad Khan	PIF	6,296

NA 141
Bahawalpur 1

Registered voters	359,953		
Total votes polled	142,330	Turnout	39.5%
Valid votes	140,554	Rejected votes	1,776

Nawab Salahuddin Ahmad Abbasi	PML (N)	67,115
Sahabzada M. Usman Abbasi	PML (J)	49,992
M. Abdullah	MDM	22,751
Malik Farooq Ahmad	PSP	696

NA 142
Bahawalpur 2

Registered voters	289,755		
Total votes polled	138,215	Turnout	47.7%
Valid votes	136,974	Rejected votes	1,241

Sahabzada Farooq Anwar Abbasi	PML (N)	69,280
Tariq Bashir Cheema	PPP	64,480
Syed Mehmood Akbar Rizvi	PIF	2,809
M. Islam	IND	405

Gul Hayat Institute

NA 143
Bahawalpur 3

Registered voters	327,016		
Total votes polled	162,971	Turnout	49.8%
Valid votes	159,775	Rejected votes	3,196

Mian Riaz Hussain Pirzada	PPP	85,922
Syed Tasneem Nawaz Gardezi	PML (N)	69,455
Ch. Ghulam M. Azim	PIF	4,398

NA 144
Bahawalnagar 1

Registered voters	285,612		
Total votes polled	141,211	Turnout	49.4%
Valid votes	139,548	Rejected votes	1,663

Mian Abdul Sattar Laleka	PML (N)	80,541
Syed M. Asghar Shah	PML (J)	56,983
Abdul Qadir Shaheen	PPP	1,102
Mian Shaukat Ali Laleka	IND	502
Dr. Noor M. Ghaffari	MDM	420

NA 145
Bahawalnagar 2

Registered voters	293,306		
Total votes polled	155,141	Turnout	52.9%
Valid votes	153,574	Rejected votes	1,567

Mian Mumtaz Ahmad	PPP	82,480
Mian Abdul Sattar Laleka	PML (N)	65,077
Capt. M. Sadiq Khan Khakwani	PIF	3,823
Ghulam Rasool	IND	1,666
Abdul Sattar	IND	528

NA 146
Bahawalnagar 3

Registered voters	290,636		
Total votes polled	154,452	Turnout	53.1%
Valid votes	153,254	Rejected votes	1,198

Ali Akbar Mazhar Wains	PPP	89,273
Ch. Abdul Ghafoor	PML (N)	59,062
Dr. Ehsan Bari	PIF	4,013
M. Siddiq	NDA	906

NA 147
Rahimyar Khan 1

Registered voters	335,580		
Total votes polled	124,779	Turnout	37.2%
Valid votes	122,825	Rejected votes	1,954

Syed Ahmad Alam Anwar	PPP	75,368
Kh. M. Asghar Koreja	PML (N)	44,817
Ch. Masood Ahmad	IND	1,773
Syed Masood Alam	IND	867

NA 148
Rahimyar Khan 2

Registered voters	296,293		
Total votes polled	123,446	Turnout	41.7%
Valid votes	121,819	Rejected votes	1,627

Makhdoom Shahabuddin	PPP	66,271
Makhdoom Rukanuddin	PML (N)	45,725
Hafiz M. Akbar	MDM	9,093
Mukhtiar Ahmad Azad	PSP	730

Gul Hayat Institute

NA 149
Rahimyar Khan 3

Registered voters	338,487		
Total votes polled	148,870	Turnout	44.0%
Valid votes	147,217	Rejected votes	1,653

Ch. M. Jaffar Iqbal	PML (N)	79,720
Zafar Iqbal Warraich	PPP	62,460
Abdur Rauf Rabbani	IJM	3,538
Abdul Majeed Kanju	NDA	686
M. Saleem Akhtar	IND	527
Iftikhar Ahmad	IND	286

NA 150
Rahimyar Khan 4

Registered voters	321,414		
Total votes polled	151,503	Turnout	47.1%
Valid votes	149,641	Rejected votes	1,862

Syed Ahmad Mehmood	PML (N)	83,317
Sardar Rafiq Haider Khan Leghari	PPP	64,815
Ch. M. Hanif	PIF	1,509

NA 151 to 196: Sindh

NA 151
Sukkur
1990: NA 151 Sukkur 1

Registered voters	260,061		
Total votes polled	89,986	Turnout	34.6%
Valid votes	89,236	Rejected votes	750

Khurshid Ahmad Shah	PPP	50,399
Yar M. Ghumro	PML (N)	34,947
Syed Gulzar Shah	IND	1,656
Asadullah Bhutto	PIF	1,006
Shoukat Ali	IND	328
Sikandar Ali	IND	159
Nusrat Aziz	IND	138
Dhani Bakhsh Baloch	IND	115
Abdul Mujib Pirzado	IND	97
M. Saleem	HPG	97
Abdul Jabbar Lakho	IND	83
Mehboob Hussain	IND	74
Faruk Adil Sheikh	IND	63
Najmuddin Sheikh	IND	27
Abdul Kadir Ghumro	IND	26
Javed Hussain Shah	IND	21

NA 152
Sukkur-cum-Ghotki
1990: NA 152 Sukkur 2

Registered voters	206,430		
Total votes polled	87,135	Turnout	42.2%
Valid votes	85,805	Rejected votes	1,330

Sardar Ghulam M. Khan Mehar	PML (N)	48,252
Jam Saifullah Dharejo	PPP	35,896
Sardar Ali Gohar Khan	IND	756
Mir Sobdar Khan	IND	287

Gul Hayat Institute

Ghulam Akbar Kalwar	IND	232
Jam Zafarullah Khan Dharejo	IND	152
Haji Ali Anwar Khan	IND	134
Karam Illahi Khan	IND	96

NA 153
Ghotki

1990: NA 153 Sukkur 3

Registered voters	224,488		
Total votes polled	94,847	Turnout	42.3%
Valid votes	92,645	Rejected votes	2,202

Sardar Haji Noor M. Khan Lund	PPP	48,613
Haji Ahmad Yar Khan	PML (N)	41,577
Jam Mumtaz Hussain	IND	815
Nawab Khan	IND	547
Dadan Khan Lund	IND	527
Manzoor Ahmad Khan	IND	293
Sardar Ali Gohar Khan	IND	273

NA 154
Shikarpur 1

Registered voters	189,218		
Total votes polled	67,421	Turnout	35.6%
Valid votes	67,421	Rejected votes	0

Aftab Shahban Mirani	PPP	31,309
Molvi M. Alim	IJM	18,917
Maqbool Ahmad	IND	14,470
Sher Muhammad	PIF	1,179
Abdul Nabi	IND	882
Zahid Ali	IND	252
Junaid Ahmad	IND	216
Qazi Hafeez-ur-Rehman	IND	196

NA 155
Shikarpur 2

Registered voters	174,616		
Total votes polled	53,487	Turnout	30.6%
Valid votes	52,028	Rejected votes	1,459

Altaf Ali Bhayo	PPP	31,857
Agha Atta M. Khan	IND	16,775
Sardar Wahid Bakhsh Bhayo	IND	1,232
Abdur Rahim Khan	IND	834
Sikandar Khan Kakepoto	IND	438
Agha Arsala Khan	IND	392
Mir Ijaz Khan	IND	208
Mir Ramzan Khan Bhayo	IND	188
Muzafar Ali Issani	IND	104

NA 156
Jacobabad 1

Registered voters	315,266		
Total votes polled	73,930	Turnout	23.5%
Valid votes	71,929	Rejected votes	2,001

Mir Ahmad Nawaz Khan Jakhrani	PPP	43,474
Illahi Bakhsh Soomro	PML (N)	24,236
Kashmeer Khan	IND	2,352
Molana M. Sharif	IJM	711
Mir Liaquat Ali	IND	248
Sardar Baqa Muhammad	IND	224
Mir Hassan Khan Khoso	IND	221
Ijaz Hussain	IND	215
Mir Naseer Khan	IND	163
M. Aslam Abro (Retired)	IND	85

Gul Hayat Institute

NA 157
Jacobabad 2

Registered voters	320,493		
Total votes polled	74,983	Turnout	23.4%
Valid votes	72,403	Rejected votes	2,580

Mir Mehran Khan Bijarani	PPP	30,970
Mir Hazar Khan	IND	29,684
Pir Abdul Khalique Samejo	IND	9,747
Molvi Abdullah	PIF	1,156
Mir Baggan Khan	IND	565
Mir Sarferaz Khan	IND	281

NA 158
Naushero Feroz 1

Registered voters	251,857		
Total votes polled	83,428	Turnout	33.1%
Valid votes	82,028	Rejected votes	1,400

Ghulam Mustafa Khan Jatoi	NPP	48,594
Asif Ali Zardari	PPP	28,929
Khan M. Jamali	IND	2,088
Dr. Abdul Hamid Memon	IND	1,001
Dil Murad Jamali	IND	298
Zafar Ali Shah	IND	231
Ghulam Asghar Abbasi	IND	214
Ghulam Mustafa Jamali	IND	125
Pir Syed Abbas Ali Shah	IND	118
Shabir Ahmad Saheto	IND	118
Arif Khan Jatoi	IND	105
Ghulam Rasool Khan Jatoi	IND	79
Qadeer Ahmad Saheto	IND	74
Maqsood Ahmad Qureshi	HPG	54

NA 159
Naushero Feroz 2

Registered voters	245,887		
Total votes polled	109,108	Turnout	44.4%
Valid votes	107,494	Rejected votes	1,614

Zafar Ali Shah	PPP	66,455
Khalid Mian Rajpar	PML (N)	39,391
Mole Dino Rajpar	IND	371
M. Saddiq	IND	200
Syed Murad Ali Shah	IND	196
Munawar Ali Shah	IND	148
Ghulam Murtaza Soomro	IND	134
Tariq Khan	IND	113
Imtiaz Ali Taj	IND	105
M. Siddiq	IND	94
Mumtaz Ali	IND	81
Abdul Jabbar	HPG	63
Ghulam Akbar	IND	61
Asghar Ali Shah	IND	36
Ghulam Mujtaba Khan	IND	28
Imam Bakhsh Khan	IND	18

NA 160
Nawabshah 1

Registered voters	267,968		
Total votes polled	77,268	Turnout	28.8%
Valid votes	75,772	Rejected votes	1,496

Asif Ali Zardari	PPP	40,372
Syed Kazim Hussain Shah	PML (N)	29,026
Syed Javed Haider Shah	IND	2,103
Dr. Karam Ali Rustmani	IND	1,218
Kamran Azizullah	IND	979
Molvi Abdul Karim	IJM	946
M. Mohsin Naeem	IND	380
Abdul Majeed	HPG	182
Syed Azam Hussain	DIP	147
Dr. M. Umar	IND	129

Gul Hayat Institute

Inayat Ali Rind	IND	105
Lal Mir Khan	IND	97
M. Yaqoob Lashari	IND	88

NA 161
Nawabshah 2

Registered voters	211,279		
Total votes polled	70,108	Turnout	33.2%
Valid votes	68,855	Rejected votes	1,253

Hakim Ali Zardari	PPP	40,644
Syed Shabir Ahmad Shah	IND	26,511
Ghulam Mustafa Shah	IND	470
Syed Mehmood Ahmad Shah	IND	332
Moharam Ali Khokhar	IND	236
Ghulam Qadir Chandio	IND	191
Sardar Jam Tamachi	IND	188
Haji Allah Bakhsh Lakho	IND	95
Shabir Ahmad Khanzada	HPG	95
Jam Feroze	IND	68
Abdul Rasheed Ghagar	IND	25

NA 162
Khairpur
1990: NA 162 Khairpur 1

Registered voters	315,110		
Total votes polled	135,860	Turnout	43.1%
Valid votes	134,303	Rejected votes	1,557

Manzoor Hussain Wassan	PPP	69,298
S. Ghous Ali Shah	PML (N)	61,224
S. Sanaullah Shah	IND	2,784
S. Shabir Haider Shah	IND	554
M. Ali Wassan	IND	301
Rahim Bakhsh Wassan	MDM	142

NA 163
Khairpur-cum-Sukkur
1990: NA 163 Khairpur 2

Registered voters	321,421		
Total votes polled	126,026	Turnout	39.2%
Valid votes	123,693	Rejected votes	2,333

Pir Syed Abdul Qadir Shah	PPP	65,193
Pir Syed Saddaruddin Shah	PML (N)	51,891
Sharafuddin Khan	IND	3,370
Pir Syed M. Taqi Shah	IND	1,208
Dr. Ahmad Ali	PIF	978
Pir Syed Zahoor Ahmad Shah	IND	455
Pir Bakhsh	IND	286
Bashir Ahmad	IND	183
Mumtaz Hussain	IND	129

NA 164
Larkana 1

Registered voters	266,007		
Total votes polled	80,862	Turnout	30.4%
Valid votes	79,760	Rejected votes	1,102

■ Begum Nusrat Bhutto	PPP	67,931
■ Hameeda Khuhro	PML (N)	8,366
Hafiz Ahmad Ali	IJM	1,117
M. Ashiq	PIF	1,086
Qamaruddin Bhatti	IND	735
Dr. Mazhar Ali Mughal	IND	282
Bahawal Khan Unar (Retired)	IND	243

NA 165
Larkana 2

Registered voters	232,686		
Total votes polled	76,260	Turnout	32.8%
Valid votes	74,774	Rejected votes	1,486

Shabir Ahmad Chandio	PPP	48,669
Sardar Ahmad Sultan Chandio	PML (N)	24,727

Gul Hayat Institute

Mushtaq Ahmad Chandio	IND	542
Molana M. Siddiq Mugheri	IJM	201
Raees Haji Arbab Ali Buledi	IND	181
Mir Murtaza Bhutto	SBC	170
Asghar Mashooq Shah	IND	163
M. Ali Umrani	IND	71
Safdar Ali Abbasi	IND	50

NA 166
Larkana 3

Registered voters	246,783		
Total votes polled	82,034	Turnout	32.7%
Valid votes	80,814	Rejected votes	1,420

■ Benazir Bhutto	PPP	59,376
Dr. Khalid Mehmood Soomro	IJM	15,730
M. Ayub Ansari	PIF	5,508

NA 167
Hyderabad 1

Makhdoom Amin Fahim of PPP returned uncontested

NA 168
Hyderabad 2

Registered voters	206,896		
Total votes polled	38,478	Turnout	18.6%
Valid votes	38,068	Rejected votes	410

Sahabzada Shabbir Hassan Ansari	PML (N)	18,562
Amanullah	PPP	9,832
Molana Shah Ahmad Noorani Siddiqi	IJM	4,392
Abdul Waheed Qureshi	PIF	4,323
Nawab Mirza, Adv.	IND	382
Hassan Imam Sheikh	IND	303
Kazi Nisar Ahmad	IND	135
Aftab Ahmad Sheikh	HPG	70
Kaleemullah Khan	HG	69

NA 169
Hyderabad 3

Registered voters	226,115		
Total votes polled	34,174	Turnout	15.1%
Valid votes	33,935	Rejected votes	239

Qazi Asad Abid	PPP	17,837
Nawab M. Yamin (Retired)	PML (N)	10,425
Mushtaq Ahmad Khan	PIF	3,693
Dost Muhammad	IND	918
Syed Wasi Mazhar Nadvi	IND	392
Mumtaz Junedi	IND	219
Waseem Akhtar Khan Saghar	IJM	163
Abdul Qadir Junejo	IND	131
Syed Sohail Mehmood Mashadi	HPG	77
Rana Mehmood Ali	IND	47
Ch. M. Ali	IND	25
Zafar Ali Rajput	IND	8

NA 170
Hyderabad 4

Registered voters	221,896		
Total votes polled	66,605	Turnout	30.0%
Valid votes	65,886	Rejected votes	719

Naveed Qamar	PPP	46,808
Mir Haider Ali Khan Talpur	PML (N)	16,720
Syed Qbool M. Shah	IND	1,427
Syed Miran M. Shah	IND	371
Syed Zulfiqar Ali Shah	IND	238
M. Tufail	HPG	154
M. Yameen	IND	82
Irfan Gul	IND	64
Anwar Hussain Shah	IND	22

Gul Hayat Institute

NA 171
Hyderabad 5

Registered voters	224,339		
Total votes polled	62,686	Turnout	27.9%
Valid votes	61,786	Rejected votes	900

Abdul Sattar Bachani	PPP	33,812
Mir Murtaza Bhutto	SBC	20,067
M. Ibrahim Sanihiro	PIF	3,438
Dr. Dadu Maheri	IND	2,858
Syed Umed Ali Shah	IND	851
Haji Mir M. Khan Khokhar	IND	268
Umed Ali	IND	233
M. Mehmood Shah	IND	156
Shahid Ahmad Khanzada alias Shahid Wahab	HPG	103

NA 172
Badin 1

Registered voters	207,792		
Total votes polled	69,390	Turnout	33.4%
Valid votes	68,363	Rejected votes	1,027

Abdul Sattar	PPP	39,216
Haji Abdullah Halepoto	PML (N)	24,834
Molvi Abdul Ghafoor Qasimi	IJM	2,389
Ali Asghar Halepoto	IND	571
Dr. Abdul Haq Nizamani	IND	518
Ali Anwar Halepoto	IND	469
Ghulam Hussain Shah	IND	248
M. Iqbal	HPG	118

NA 173
Badin 2

Registered voters	203,840		
Total votes polled	63,830	Turnout	31.3%
Valid votes	63,109	Rejected votes	721

Dr. Zulfiqar Ali Mirza	PPP	39,528
Mir Murtaza Bhutto	SBC	13,313
Abdul Ghafoor Nizamani	PML (N)	7,304
Master Abdullah Sheedi	IND	1,096
Dr. Dodo Maheri	IND	1,071
Haji M. Thebo	IND	264
Haji Ali Ahmad Shah	IND	156
Nadir Hussain	IND	143
Syed Ghulam Mustafa Shah alias Allah Bachayo Shah	IND	89
Dr. Fawad Hussain	IND	79
Islam Ali Shah	IND	66

NA 174
Mirpurkhas
1990: NA 174 Tharparkar 1

Registered voters	258,307		
Total votes polled	82,751	Turnout	32.0%
Valid votes	81,655	Rejected votes	1,096

Pir Aftab Hussain Shah Gilani	PPP	42,059
Syed Qurban Ali Shah	PML (N)	36,833
M. Rashid	PIF	1,285
Iftikhar Ahmad	IND	496
Zahid Ali Khan	HG	415
Abdul Ghaffar Qureshi	IND	210
Qayoom Shahid	IND	132
Shabbir Ahmad Qaimkhani	HPG	102
Haji Ghulam Rasool	IND	55
Mirza Idrees Baig	IND	37
Ashfaq Ahmad	IND	31

Gul Hayat Institute

NA 175
Mirpurkhas-cum-Umerkot
1990: NA 175 Tharparkar 2

Registered voters	209,950		
Total votes polled	77,909	Turnout	37.1%
Valid votes	76,678	Rejected votes	1,231

Nawab M. Yousaf Talpur	PPP	40,780
Pir Noor M. Shah	PML (N)	33,219
Syed Ghulam Rasool Shah	IND	1,548
Mir Behram Ali Talpur	IND	275
Maqsood Ahmad	IND	213
Ghulam Mustafa	HPG	188
Syed Ali Mardan Shah	IND	150
Muzaffar Hussain Shah	IND	132
Mir Jan M. Khan Talpur	IND	88
Nawab M. Hussain	IND	85

NA 176
Thar
1990: NA 176 Tharparkar 3

Registered voters	191,222		
Total votes polled	84,063	Turnout	44.0%
Valid votes	82,993	Rejected votes	1,070

Arbab Ghulam Rahim	PPP	63,407
Abdul Qadoos	PML (N)	18,242
Arbab Abdullah	IND	575
Rasool Bakhsh	IND	452
Arbab Attaullah	IND	197
M. Manghan	IND	120

NA 177
Dadu 1

Registered voters	259,635		
Total votes polled	71,568	Turnout	27.6%
Valid votes	70,412	Rejected votes	1,156

Malik Asad Sikandar	PPP	48,065
Pir Bakhsh	PML (N)	19,958
Javed	IND	996
Hussain Bakhsh Thebo	IND	386
Syed M. Shoaib Shibli	IND	375
Amir Bakhsh	IND	279
Qurban Ali Khoso	IND	153
Idris Khan	HPG	97
Rohsan Ali Burero	IND	60
Hussain Shah Rashdi	IND	43

NA 178
Dadu 2

Registered voters	215,950		
Total votes polled	59,121	Turnout	27.4%
Valid votes	58,408	Rejected votes	713

Haji M. Bakhsh	PPP	50,293
Mir Zafarullah Khan	IND	6,617
Dr. Manzoor Hussain Leghari	PML (N)	981
Mir Murtaza Bhutto	SBC	259
Chakar Khan	IND	82
Lal Bakhsh	IND	79
Nabi Bakhsh	IND	57
Mumtaz Hussain Leghari	IND	22
Rafiq Ahmad Jamali	IND	18

Gul Hayat Institute

NA 179
Dadu 3

Registered voters	229,452		
Total votes polled	86,727	Turnout	37.8%
Valid votes	85,265	Rejected votes	1,462

Rafiq Ahmad Mahessar	PPP	51,277
Abdul Hameed Khan	PML (N)	33,988

NA 180
Sanghar 1

Registered voters	264,854		
Total votes polled	88,089	Turnout	33.3%
Valid votes	86,718	Rejected votes	1,371

Haji Khuda Bakhsh	PML (N)	51,931
Makhdoom Shah Nawaz	PPP	29,524
Ch. Muzaffar Khan	IND	2,417
Haji Pir Bakhsh	IND	1,638
M. Akhtar	HPG	938
Jan Ali	IND	270

NA 181
Sanghar 2

Registered voters	295,130		
Total votes polled	101,217	Turnout	34.3%
Valid votes	101,082	Rejected votes	135

Jam Mashooq Ali	PML (N)	50,531
Shah Nawaz Khan Junejo	PPP	45,121
Haji Ghulam Qadir	IND	1,946
Abdul Aziz Ghori	PIF	1,125
Faiz Muhammad	IND	513
Fakir Ali Hassan	IND	508
Amjad Ghori	HG	350
Soomro Abdul Razzaq	IND	228
Fida Hussain Dero	IND	198
Mir M. Wassan	IND	132
Syed Mansoor Ali	IND	88
Qadir Bakhsh	IND	86
Darya Khan	IND	64
M. Younas Rajput	HPG	62
M. Ali Sheikh	IND	55
Noor M. Junejo	IND	33
Altaf Hussain Rind	IND	21
M. Khan Junejo	IND	11
Roshan Din Junejo	IND	10

NA 182
Thatta 1

Registered voters	219,493		
Total votes polled	78,428	Turnout	35.7%
Valid votes	77,217	Rejected votes	1,211

Ghulam Hussain alias Babu	PPP	48,425
Syed Ijaz Ali Shah Sheerazi	IND	28,428
Syed Ghulam Mustafa Shah	IND	242
Mir Murtaza Bhutto	SBC	122

NA 183
Thatta 2

Registered voters	198,557		
Total votes polled	80,554	Turnout	40.6%
Valid votes	79,316	Rejected votes	1,238

Syed Shafqat Hussain Shah Sheerazi	IND	43,334
Abdur Rehman Memon	PPP	35,340
Syed Ghulam Akram Shah Sheerazi	IND	327
Arbab Wazir Ahmad Memon	IND	174
Molvi Haji Abdul Ghafoor Qasmi	IND	141

Gul Hayat Institute

NA 184
Karachi West 1

Registered voters	337,501		
Total votes polled	77,016	Turnout	22.8%
Valid votes	76,294	Rejected votes	722

Mian Ijaz Ahmad Shafi	PML (N)	32,937
Syed Masroor Ahsan	PPP	32,671
Qamus Gul Khattak	ANP	5,350
Qari Sher Afzal Khan	IJM	4,161
Mustafa Kamal Rizvi	IND	324
Shamsher Ahmad Khan	HG	217
Abdullah Baloch	NPP	127
Abdul Hameed	IND	126
M. Arsahd Qureshi	IND	124
M. Irfan Khan	HPG	105
Jamshed Ahmad Khan	IND	86
Shafiq Ahmad Qureshi	NDA	66

NA 185
Karachi West 2

Registered voters	330,436		
Total votes polled	40,022	Turnout	12.1%
Valid votes	39,488	Rejected votes	534

M. Afaq Khan	PPP	14,866
Alhaj Shamimuddin	PML (N)	10,218
Abdul Sattar Afghani	PIF	7,796
Qazi M. Haleem	ANP	4,644
Ghulam Mujtaba	MDM	695
Ali Asghar Alawi	IND	360
Syed Shamoon Abrar	HG	275
A. K . Shams	HPG	168
Aziz Ahmad	PML (F)	144
M. Younas	GQM	128
Wazeer Ahmad Jogizai	IND	57
Syed Khalid Hussain Rizvi	GAP	51
M. Abdul Haseeb Farooqi	IND	39
M. Ahmad Siddiqi	IND	32
Mustafa Kamal Rizvi	IND	15

NA 186
Karachi Central 1

Registered voters	264,760		
Total votes polled	34,799	Turnout	13.1%
Valid votes	34,407	Rejected votes	392

Dost M. Faizi	PML (N)	17,058
Niamatullah Khan	PIF	10,344
Tahir Khan	PPP	6,467
Anwar Ahmad Qureshi	HG	166
Kunwar Khalid Younas	HPG	130
Molana M. Asad Thanvi	MDM	112
Ameer Ali Pattiwala	GQM	93
Tanveer Hussaini	GAP	25
M. Zahid Qureshi	IND	12

Gul Hayat Institute

NA 187
Karachi Central 2

Registered voters	239,560		
Total votes polled	22,126	Turnout	9.2%
Valid votes	21,893	Rejected votes	233

Hafiz M. Taqi	PML (N)	9,863
Shah Farid-ul-Haq	IJM	6,386
Abdul Hameed Qureshi	PPP	3,043
Dr. Shiraz Allauddin Shirazi	HG	2,318
■ Raisa Mohani	HPG	181
M. Siddiq Rathor	IND	64
Ahtasham Ghazi	TPP	22
Dr. Saghir Ahmad	IND	16
Saleem Fahmi (Retired)	GAP	0

NA 188
Karachi Central 3

Registered voters	344,355		
Total votes polled	30,224	Turnout	8.8%
Valid votes	29,973	Rejected votes	251

Muzaffar Ahmad Hashmi	PIF	12,235
Hamza Ali Qadri	PML (N)	11,257
Syed Saeed Hassan	PPP	4,716
Molana M. Asad Thanvi	MDM	940
Syed Irshad Ali Jaferi	HG	398
Farooq Ahmad	HPG	135
Farhan Zia	IND	85
M. Saghir Qureshi	IND	66
Syed Mazhar Taqi Rizvi	IND	51
Badar Iqbal	IND	30
S. M. Haider	ATIP	19
M. Saleem	IND	16
Syed M. Abid Shah	IND	15
Syed Tahawar Ali	IND	10

NA 189
Karachi South 1

Registered voters	204,785		
Total votes polled	66,223	Turnout	32.3%
Valid votes	65,535	Rejected votes	688

Ahmad	PPP	38,849
M. Younas Baloch	PML (N)	18,996
Mir Murtaza Bhutto	SBC	4,108
Pir Mukhtar Ahmad Jan	IJM	1,873
Abdul Aziz Khan Khilji, Adv.	MDM	580
M. Ishaq Shehzad	IND	521
M. Yousaf Khan	IND	258
M. Yousaf Haji Hashim	IND	175
Abdur Rahim Baloch	IND	111
M. Ayub	HPG	64

NA 190
Karachi South 2

Registered voters	209,726		
Total votes polled	49,089	Turnout	23.4%
Valid votes	48,526	Rejected votes	563

Abdul Aziz Memon	PPP	23,309
Haji M. Hanif Tayyab	PML (N)	19,439
Molana Shah Ahmad Noorani Siddiqi	IJM	5,062
Hukam Khan	IND	149
Haji M. Asheqeen	HG	123
Dr. M. Farooq Sattar	HPG	115
Abdul Razzaq s/o Faqir Muhammad	IND	87
Abdul Razzaq s/o Abdul Sattar	IND	61
Shajar Ali Hoti	IND	48
Abdul Habib Memon	TII	28
Prof. Umer Farooq Khan, Adv.	IND	27
M. Dilawar	IND	17
Abdul Qadir Lakhani	IND	16
M. Ayub	IND	13
M. Ali Khan	IND	12

Gul Hayat Institute

Iftikhar Hussain	IND	11
M. Nazeer	IND	9

NA 191
Karachi South 3

Registered voters	219,181		
Total votes polled	54,732	Turnout	25.0%
Valid votes	54,095	Rejected votes	637

Haleem Ahmad Siddiqi	PML (N)	33,840
Mian M. Akhtar Paganwala	PPP	10,245
Qazi Hussain Ahmad	PIF	8,452
Abdul Karim Mando Khail	ANP	655
Raja Arif Sultan Minhas	IND	271
M. A. Jalil	HPG	151
Shahzad Tariq	IND	111
Qamr-ul-Islam	IND	99
Mir Afzal	IND	77
Khalid Mehmood Shah	IND	57
Mushtaq Mirza (Retired)	NDA	31
Umer Farooq Khan	IND	30
Javed Siddiqi	IND	20
Abdul Qadir Lakhani	IND	20
Shah Baleeguddin (Retired)	IND	12
M. Kamil Sheikh	IND	12
M. Yousaf Qureshi	PIT	12

NA 192
Karachi East 1

Registered voters	196,646		
Total votes polled	39,048	Turnout	19.9%
Valid votes	38,562	Rejected votes	486

Zuhair Akram Nadeem	PML (N)	20,101
Sheikh M. Saeed Chawla	PPP	8,589
Muzaffar Hassan	PIF	4,960
Ghulam Murtaza Durrani	HG	3,417
Ijaz Mehmood	HPG	658
Iqbal Haider	IND	257
Masood Naqvi	IND	155
Arshad Hussain	IND	116
M. Arif	GQM	82
Haleem Ahmad Siddiqi	IND	65
Syed Abdul Bari Jilani	IND	62
Shahjehan	IND	58
M. Zada	JMP	31
Hassan Mussana Alvi	IND	11

NA 193
Karachi East 2

Registered voters	241,296		
Total votes polled	43,255	Turnout	17.9%
Valid votes	42,916	Rejected votes	339

Abu Bakar Shaikhani	PML (N)	27,845
Syed Munawar Hassan	PIF	8,550
M. Zaman Mahsood	PPP	4,679
Tahseen Zafar	HG	912
Khalid Bin Waleed	HPG	200
Inbisat Malik	IND	153
Kh. M. Sharif-ul-Islam	IND	125
Abdul Jabbar	IND	101
Raeesuddin	IND	93
Syed M. Saeed	IND	70
M. Haneef Shaikhani	IND	49
Mehmood Hussain	IND	27
Molana M. Asad Thanvi (Retired)	MDM	24
Syed Abid Ali Jafri	IND	19
Mohsin	IND	18
Mushtaq Mirza (Retired)	NDA	15
Azmat Khan (Retired)	GAP	10
Dr. M. R. Zia Rana, Adv.	IND	9
Rashid Naseem	IND	7
M. Javed Siddiqi	IND	5
Dr. Saleem Haider	IND	3
M. Zahid Qureshi	IND	2

Gul Hayat Institute

NA 194
Karachi East 3

Registered voters	206,342		
Total votes polled	31,378	Turnout	15.2%
Valid votes	30,946	Rejected votes	432

Muzaffar Ali Shujra	PPP	13,709
Mansoor Ahmad Sootwala	PML (N)	9,412
M. Ahmad Siddiqi	IJM	3,433
Haji Shaukat Islam	IND	1,913
M. Naim	HG	1,588
Rana Zulqarnain Khan	IND	378
M. Arif Khan, Adv.	HPG	212
M. Younas Khan	IND	126
Khalil Ahmad Nanitalwala	IND	70
M. Aleem-ur-Rehman	IND	44
Qazi Khalid Ali, Adv.	IND	42
Tanveer Hussain Farooqi	IND	19

NA 195
Karachi East 4

Registered voters	282,354		
Total votes polled	55,282	Turnout	19.6%
Valid votes	54,730	Rejected votes	552

Prof. N. D. Khan	PPP	25,612
Dr. Rahim-ul-Haq	PML (N)	16,628
Syed Mehtab Haider	HG	4,292
Sheikh-ul-Hadis Molana Abdul Shakoor Khairpuri	IJM	3,529
M. Zaman Yusufzai	ANP	2,199
Sheikh Masood Abdur Rehman	MDM	776
Haji Jalal Khan	HPG	635
Mufti Abdul Aleem Qadri	IND	425
Syed Ashraf Ali	IND	177
Qazi Khalid Ali, Adv.	IND	133
Khalil Ahmad Nanitalwala	IND	121
Sitara Begum	IND	63
Azmat Hussain	IND	61
M. Younas	IND	44
M. Ali Sheikh	IND	35

NA 196
Karachi East 5

Registered voters	261,978		
Total votes polled	44,851	Turnout	17.1
Valid votes	44,089	Rejected votes	762

Sher M. Baloch	PPP	23,687
Aleem Adil Sheikh	PML (N)	12,824
M. Usman Razi Khan	PIF	4,670
Ijaz Ahmad Khan	HG	1,195
Aziz Ahmad	IND	384
Shakeel Ahmad Khan	IND	293
Hameed-ur-Zafar	IND	189
M. Kamal	IND	183
Altaf Azad	HPG	165
Pir Mukhtar Ahmad Jan	IJM	98
Fatehyab Ali Khan	MKP (F)	98
Haider Ali Molji	IND	95
Sohail Anwar	IND	70
Mustafa Hussain alias Jamal	IND	62
Azim Adil	IND	58
Ch. Abdul Razzaq	JMP	18

Gul Hayat Institute

NA 197 to 207: Balochistan

NA 197
Quetta-cum-Chagai

Registered voters	359,350		
Total votes polled	129,787	Turnout	36.1%
Valid votes	127,444	Rejected votes	2,343

Mehmood Khan Achakzai	PKMAP	47,559
Sardar Fateh M. M. Hasni	PPP	38,649
Molvi M. Saddiq Shah	IJM	21,430
M. Yousaf Notezai	JWP	13,365
Abdul Majeed Khan	PIF	1,770
Nabi Dad	PML (N)	1,210
Molvi Ameer Hamza Badani	MDM	857
Moheem Khan	IND	610
■ Fazila Alayani	IND	491
Haq Parat M. Saddiq Kurd	HPG	430
Mir Akram Khan	PNP	295
M. Ismail Baloch	IND	212
Arbab Abdul Zahir Kasi	ANP	209
Mir Abdul Khaliq M. Hasni	IND	165
Habib Jalib	BNM (M)	129
Nasir Hussain	IND	63

NA 198
Pishin-cum-Killa Abdullah
1990: NA 198 Pishin

Registered voters	321,750		
Total votes polled	68,970	Turnout	21.4%
Valid votes	66,532	Rejected votes	2,438

Mehmood Khan Achakzai	PKMAP	25,879
Molvi Abdul Ghani	IJM	24,726
Nasrullah Khan Kakar	MDM	8,936
Haji Jilani Khan	ANP	4,692
Abdul Haleem Tareen	PIF	1,032
Haji Abdul Salam Kakar	PPP	464
Mehmood Khan Kakar	IND	410
Dr. Azam Jan	IND	393

Mahmood Khan Achakzai also won another National Assembly seat, NA 197 Quetta-cum-Chagai, which he opted to retain. By-elections on the vacated NA 198 were held on December 2, 1993. Following are the results.

Registered voters	321,750		
Total votes polled	68,069	Turnout	21.2%
Valid votes	66,848	Rejected votes	2,121

Dr. Hamid Khan	PKMAP	32,710
Molana Abdul Ghani	IJM	32,221
Abdul Hakim Kakar	IND	927
Abdul Ali	IND	311
Syed Qasim Agha	NPP (WG)	230
Syed Bahodin Shah	MKP (FG)	171
Nasrullah Khan Kakar	MDM	146
Molvi Dad Muhammad	IND	132

NA 199
Loralai-cum-Musakhel-cum-Barkhan
1990: NA 199 Loralai

Registered voters	199,780		
Total votes polled	56,708	Turnout	28.4%
Valid votes	54,768	Rejected votes	1,940

Haji Gul Muhammad	IJM	18,298
Sardar M. Yaqoob Khan	PML (N)	16,604
Mir Baz M. Khan Khetran	PPP	11,264
Mir Sohrab Khan	ANP	5,690
M. Azeem Khan	IND	541
Abdul Hadi	IND	444
Muzaffar Khan	IND	433
Dur M. Khan	IND	366
Said Ahmad	MDM	250
Mir Haji Tareen	IND	219

Gul Hayat Institute

Wazeer Muhammad	IND	192
Mir Shah Jehan Khan Khetran	IND	152
Abdul Sattar	IND	120
Zarghoon Khan	IND	116
Lal M. Khan	IND	79

NA 200
Zhob-cum-Killa Saifullah

Registered voters	228,798		
Total votes polled	35,786	Turnout	15.6%
Valid votes	34,697	Rejected votes	1,089

Nawab M. Ayyaz Khan Jogezai	PKMAP	16,279
Molvi M. Khan Sherani	IJM	15,260
Molvi M. Shafiq	MDM	1,241
Malik M. Shafiq Jalalzai	IND	1,156
M. Anwar Mandokhel	PPP	426
Haji Ahmad Din Mandokhel	PML (J)	335

NA 201
Jhal Magsi-cum-Bolan
1990: NA 201 Kacchi

Registered voters	237,719		
Total votes polled	31,464	Turnout	13.2%
Valid votes	29,829	Rejected votes	1,635

Sardar Yar M. Khan	JWP	13,252
Dr. Abdul Hayee	BNM (H)	9,184
Sardar Dhani Bakshah	BNM (M)	3,512
Molana M. Abdul Malik Shah	IJM	2,359
Fazal Haq	PML (Q)	359
Sardar Chakar Khan (Retired)	IND	328
Mir Nabi Bakhsh (Retired)	IND	275
Nawab Zulfiqar Ali Magsi (Retired)	PML (N)	223
Saleh Muhammad (Retired)	IND	195
M. Murad Abra (Retired)	IND	142

NA 202
Sibi-cum-Kohlu-cum-Dera Bugti-cum-Ziarat

Registered voters	223,757		
Total votes polled	46,083	Turnout	20.6%
Valid votes	45,216	Rejected votes	867

Nawab M. Akbar Khan Bugti	JWP	27,645
Molvi Attaullah	IJM	5,138
Abdur Rahim Ziaratwal	PKMAP	5,092
Ajab Khan	PPP	3,975
Abdul Malik Panezai	ANP	3,366

NA 203
Jaffarabad-cum-Nasirabad
1990: NA 203 Jaffarabad-cum-Tamboo

Registered voters	274,013		
Total votes polled	56,985	Turnout	20.8%
Valid votes	54,273	Rejected votes	2,712

Mir Zafarullah Khan Jamali	IND	28,192
Mir Nabi Bakshah Khoso	PPP	24,042
Mir Abdul Rahim Khan Rind	BNM (H)	1,075
Molvi Abdullah	IJM	964

Gul Hayat Institute

NA 204
Kalat-cum-Mastung-cum-Kharan
1990: NA 204 Kalat-cum-Kharan

Registered voters	284,580		
Total votes polled	70,282	Turnout	24.7%
Valid votes	67,470	Rejected votes	2,812

Molvi Abdul Ghafoor Haideri	IJM	22,589
M. Akhtar Mengal	BNM (M)	13,419
Mir Abdul Karim Nowsherwani	IND	12,301
Mir Abdullah Jan	BNM (H)	8,247
Prince Mohyuddin Baloch	IND	6,006
Mir Abdul Khaliq M. Hussani	IND	3,434
Mir Hussain Bakshah Bangulzai	PML (N)	921
Sardar Sanaullah	PNP	553

NA 205
Khuzdar-cum-Awaran
1990: NA 205 Khuzdar

Registered voters	213,208		
Total votes polled	56,191	Turnout	26.4%
Valid votes	53,352	Rejected votes	2,839

M. Ayub	BNM (M)	19,126
Mir Hasil Khan	PNP	17,648
Mir Gohar Khan	IJM	9,273
Mir Khair Jan Baloch	PPP	5,888
Abdul Majeed	BNM (H)	777
Rustam Khan	IND	640

NA 206
Ladbela-cum-Gwadar

Registered voters	184,340		
Total votes polled	73,442	Turnout	39.8%
Valid votes	70,829	Rejected votes	2,613

Ghulam Akbar Lasi	PPP	33,720
Jam M. Yousaf	PML (N)	26,483
Abid Rahim Rorabi	BNM (M)	7,444
Haji M. Razman	IJM	2,783
Amanullah Gichki	IND	399

NA 207
Turbat-cum-Panjgur

Registered voters	225,734		
Total votes polled	61,085	Turnout	27.1%
Valid votes	58,995	Rejected votes	2,090

Dr. M. Yaseen	BNM (H)	28,365
Mir Bizen Bizenjo	PNP	14,436
Waja M. Hussain	PML (N)	4,101
M. Ismail	IJM	3,689
Dr. M. Haider Baloch	PPP	3,516
Molana Abdul Haq	PIF	1,700
Qazi Ghulam Rasool	BNM (M)	1,598
Amanullah Gichki	IND	805
Sardar Ahmad Jan	IND	440
Manzoor Khan	JWP	345

Gul Hayat Institute

NA 208 to 217: Non-Muslim seats

Constituency:
Entire Pakistan excluding FATA

Christians

Registered voters

Province/Area	Male	Female	Total
Capital	2729	2,160	4,889
Punjab	318909	268,790	587,699
Sindh	52234	41,806	94,040
Pukhtunkhwa	6871	5,731	12,602
Balochistan	4502	3,344	7,846
Total	385245	321831	707076

Results of four seats reserved for Christians

Total votes polled	243,742	Turnout	34.5%
Valid votes	242,331	Rejected votes	1,411

Successful Candidates	Party	Votes
Julius Salik	IND	83,202
Tariq C. Qaisar	PMP	40,019
Father Ruffian Julius	PMI	22,376
George Clement	IND	18,158
Unsuccessful Candidates		
Peter Jan Sahotra	PCL	16,206
Nasir Mahmood Khokhar	IND	10,002
Dr. Shamshad Sanaullah	PUCF	8,892
M.A. Joseph Francis	IND	7,625
Atiq-uz-Zaman	IND	7,342
Emmanuel Zafar	MAP	7,144
Cecil Joseph	IND	4,440
Patricia Kalim	IND	2,412
Lazars Masih Gill	APMP	2,051
Jacob Isaac	IND	1,945
Nazir Masih	IND	1,354
George Flex	IND	1,312
James Khokhar	IND	1,280
Khariat Masih	IND	1,252
Ch. Saleem Bhatti	IND	1,136
Parvaiz Roshan	IND	1,077
Inayatuddin Malik	IND	918
Capt. (R) Ernest Walters	IND	883
Rafiq Masih	IND	539
Boota Masih	IND	445
Ijaz Azhar	IND	321

Hindus and Scheduled casts

Registered voters

Province/Area	Male	Female	Total
Capital	2	2	4
Punjab	22,154	19,817	41,971
Sindh	381,268	328,252	709,520
Pukhtunkhwa	1,179	955	2,134
Balochistan	7,555	7,404	14,959
Total	412158	356430	768588

Results of four seats reserved for Hindus and Scheduled casts

Total votes polled	216,199	Turnout	28.15%
Valid votes	213,219	Rejected votes	2,980

Successful Candidates	Party	Votes
Kishan Chand Parwani	IND	29,866
Rana Chandar Singh	IND	26,968
Dr. Khatu Mal	IND	26,162
Moti Ram	IND	25,904
Unsuccessful Candidates		
Krishan	IND	22,967
Bhagwan Das	IND	22,496
Saroop Chand	IND	14,794
Paroo Mal	IND	12,633

Gul Hayat Institute

Assar Das	IND	12,516
Bhooro Mal	IND	5,277
Kishana Ram	IND	3,458
Dr. Krishan	IND	2,126
Achar	IND	1,980
Sarw Anand	IND	1,278
Jhaman Das	IND	701
Birj Lal Jagwani	IND	542
Gobind Ram	IND	521
Jagdish Kumar	IND	453
Shyam Das	IND	452
Hamir Singh	IND	426
Arjan Das	IND	367
Gulab Rai	IND	352
Vishan Das	IND	347
Manohar Lal	IND	333
Gul Jee	IND	300

Sikhs, Budhists, Parsis and other non-Muslims

Registered voters

Province/Area	Male	Female	Total
Capital	6	5	11
Punjab	785	682	1,467
Sindh	2,441	2,321	4,762
Pukhtunkhwa	1,308	1,039	2,347
Balochistan	351	271	622
Total	4891	4318	9209

Results of one seat reserved for Sikhs, Budhists, Parsis and other non-Muslims

Total votes polled	4,381	Turnout	47.6%
Valid votes	4,359	Rejected votes	22

Successful Candidates	Party	Votes
Yazdiar Homi Kaikobad	IND	2,446
Unsuccessful Candidates		
M.P. Bhandara	IND	1,611
Suba Singh	IND	285
K. Khusroo Baman Irani	IND	17

Qadianis/Ahmedis/Lahoris

Registered voters

Province/Area	Male	Female	Total
Capital	54	55	109
Punjab	1,978	1,433	3,411
Sindh	844	402	1,246
Pukhtunkhwa	227	73	300
Balochistan	17	5	22
Total	3120	1968	5088

Results of one seat reserved for Qadianis

Total votes polled	550	Turnout	10.8%
Valid votes	545	Rejected votes	5

Successful Candidates	Party	Votes
Malik Bashiruddin Khalid	IND	252
Unsuccessful Candidates		
Abdur Rehman Mangat	IND	158
Tariq Mahmood	IND	101
Tanveer Ahmad Butt	IND	15
Samina Kausar	IND	15
Mouzam Iqbal	IND	3
Rehmat Ali	IND	1
Idrees Yahya	IND	0

Gul Hayat Institute

SECTION 7

1997

Gul Hayat Institute

Important elections related events (1993-1997)

Election of the president

Under the 1993 arrangement between the Prime Minister and the President brokered by the Army Chief, both had resigned to pave way for the general elections. Chairman Senate Wasim Sajjad had taken charge of the office of Acting President. Fresh elections to the office of the President were held on November 13, 1993. Farooq Leghari, the PPP nominee defeated the PML-N candidate Wasim Sajjad in a one-on-one contest securing 274 votes against his rival's 168.

Change of governments in Pakhtunkhwa and Punjab

After the 1993 elections, the PPP formed government in the center by forming a coalition with PML-J and winning over independents. The party also formed government in Sindh while in Punjab its coalition partner PML-J was given the lead role. Zulfikar Magsi formed government in Balochistan with the support of PML-N and other smaller parties.

PPP's main rival, the PML-N, was able to form government in Pakhtunkhwa with the support of ANP. Sabir Shah of PML-N was elected Chief Minister of Khyber Pakhtunkhwa securing 48 votes against 29 of his rival PPP candidate Aftab Sherpao. PPP tried to topple the PML-N government by bringing a no-confidence motion against Sabir Shah government on February 16, 1994. The Provincial Assembly was scheduled to take up the motion on February 23. The same day the Speaker Hidayatullah Chamkani of ANP disqualified two members for defecting their party, PML-N, in support of the PPP. This disturbed the PPP calculations. One of the disqualified member who was also the Deputy Speaker of the Assembly suspended the Speaker's ruling. The situation landed the warring parties in the courts. Peshawar High Court upheld the Deputy Speaker's decision and the parties moved on to the Supreme Court. On February 25, 1994 the President intervened and imposed Governor Rule in the province using powers granted under Article 234 of the Constitution. The Governor Rule was ended two months later on April 23, 1994 and Aftab Sherpao of PPP was elected new Chief Minister the next day. He secured 42 votes in the 81-member assembly. His supporters included the defected members of the PML-N. On May 24, 1994 Speaker of the Provincial Assembly, Hidayatullah Chamkani was also voted out. He was replaced by Abdul Akbar Khan of PPP who returned uncontested.

Manzoor Wattoo of PML-J was elected Chief Minister of Punjab on October 20, 1993. He was the joint candidate of PPP and PMl-J. Wattoo defeated Shehbaz Sharif of PML-N 131 to 105 votes. The alliance between PML-J and PPP however fell apart shortly afterwards. The President

Gul Hayat Institute

proclaimed emergency in the province on September 5, 1995 and directed the Governor to assume charge ending the government of Manzoor Wattoo of PML-J. The Governor summoned a session of the Provincial Assembly on November 12, 1995 and asked the CM to take a vote of confidence from the House. Manzoor Wattoo did not participate in the session and the Speaker informed the Governor that he had failed to seek a vote of confidence. Sardar Arif Nakai was elected Chief Minister unopposed the next day and was sworn in Chief Minister. The President revoked the Proclamation of Emergency the same day and Nakai won a vote of confidence on November 14, 1995. Manzoor Wattoo challenged the proclamation of emergency and the Governor's order to seek vote of confidence in the Lahore High Court. The constitutional petition was finally accepted on October 30, 1996 and reserved its judgment. The court reinstated the government of Manzoor Wattoo on November 3, 1996 and declared the proclamation of emergency, the Governor's advice and the election of Arif Nakai as the Chief Minister without lawful authority and with no legal effect. The court, however, asked Manzoor Wattoo to take vote of confidence within ten days. Wattoo undertook that he will not dissolve the Assembly before seeking a vote of confidence and it was ruled that if he fails to secure confidence of the assembly, Arif Nakai would stand restored as the Chief Minister. The same day, November 3, eighty five members of the Punjab Assembly moved a resolution for a vote of no confidence against the restored Chief Minister. Manzoor Wattoo appealed to the Supreme Court against the time limit for seeking vote of confidence. The court extended it by three days to 16 November. The motion for no confidence was also fixed for the same date which was withdrawn by the movers at the eleventh hour forcing Wattoo to seek vote of confidence. The same day 93 members of the PML-N resigned from the assembly and Wattoo was left high and dry. He resigned from the office of the Chief Minister and the assembly was dissolved on November 17. The government in Islamabad, meanwhile, had already been dismissed on November 5 which had changed the situation altogether.

Dismissal of government and court cases

President Farooq Leghari dismissed the government of Prime Minister Benazir Bhutto and dissolved the National Assembly on November 5, 1996. This was followed by dissolution of the Provincial Assemblies by the Governors on November 7 (Sindh), November 8 (Balochistan), November 12 (Pakhtunkhwa) and November 17 (Punjab). The President and the Governors invoked their powers

Gul Hayat Institute

under Article 58 (2) (b) and Article 112 (2) respectively, added to the Constitution through the Eighth Amendment.

Malik Meraj Khalid, a PPP founder member, former Speaker of National Assembly and chief minister of Punjab, was appointed the Caretaker Prime Minister. Caretaker Chief Ministers and cabinets were also appointed in the provinces.

Fresh elections were scheduled for February 3, 1997.

Speaker of the dismissed National Assembly, Yousaf Raza Gilani, challenged the dissolution before the Supreme Court on November 11, 1996 and two days later Benazir Bhutto also challenged the dissolution of her government. Unlike the previous occasion, the Supreme Court did not take up the case for day-to-day hearing. Moreover, the Chief Justice decided to hear all the cases challenging the Eighth Amendment ahead of the case challenging the dissolution of the National Assembly. A number of persons had over past decade challenged the Eighth Amendment and all these cases were pending in the court. The reason to hear these first apparently was that if the Eighth Amendment was held invalid, the dissolution would automatically be declared void. The decision however delayed the judgment on the dissolution. The court finally upheld the dissolution through a majority vote of six to one announced four days before the February 3 polling day. The Court had earlier validated the Eighth Amendment as well.

Gul Hayat Institute

1997 General Elections

Election Commission

Under the Constitution, the Election Commission comprises of the Chief Election Commissioner and the two judges of the high court appointed for each election. The Chief Election Commissioner heads the Commission. The President, in consultation with Sardar Fakhr-e-Alam, the Chief Election Commissioner and Chief Justices of the concerned high courts appointed Justice Rashid Aziz, Judge Lahore High Court and Justice Hamid Ali Mirza, Judge Sindh High Court as members of the Commission on November 30, 1996.

Electoral Rolls

The electoral rolls were last prepared in 1986-87 with January 1, 1986 as the qualifying date for enrollment of the voters. They were updated for the successive elections under Section 18 providing for additions, deletions and corrections and at least once under Section 17 that provides for an annual campaign for the same purpose. The rolls had become quite cumbersome due to addition of a number of supplementary lists to the original register. The Election Commission undertook the task of preparing fresh electoral rolls in October 1995. The process however was still underway when the fresh elections were announced in November 1996. The Election Commission decided to abandon the effort and instead launched a new campaign for further updating the existing rolls (first prepared in 1986-87). The campaign for inviting additions, deletions and corrections ran from November 5, 1996 to December 15, 1996 and it made a net addition of 2.2 million voters. The old electoral rolls dated 1986-87 with successive routine additions were used for the general elections 1997.

	Number of registered voters as on	
	5-11-1996	15-12-1996
Pakhtunkhwa	6,601,331	6,670,235
FATA	35,709	1,595,220
Federal Capital	222,634	233,864
Punjab	31,913,627	32,134,710
Sindh	12,604,782	12,909,854
Balochistan	3,021,031	3,071,784
Total	54,399,114	56,615,667

(Including both Muslim and non-Muslim voters)

Delimitation of Constituencies

Electoral constituencies were last delimited before the 1988 elections and notified on October 1, 1988. According to the Election Commission, the constituencies remained largely the same for the next three elections (1990, 1993 and 1997). Since the names of the constituencies correspond with the names of the districts

Gul Hayat Institute

and new districts and other smaller administrative units were created between every two consecutive elections, the Commission has been revising the names of the constituencies and also re-describing the same in terms of the new units keeping the on-ground boundaries of the constituencies the same.

The Election Commission notified the following changes (re-naming, re-describing) on December 15, 1996.

Constituencies re-described and renamed to correspond with the names and boundaries of the newly created districts.

Names of constituencies in 1997 (first line) and in 1993 (second line):

NA 9 Kohat-cum-Hangu
NA 9 Kohat
NA 18 D.I.Khan-cum-Tank-cum-Kulachi
NA 18 D.I.Khan-cum-Tank
NA 22 Swat-cum-Shangla
NA 22 Swat 2
NA 23 Buner-cum-Shangla
NA 23 Buner-cum-Swat
NA 25 Upper Dir-cum-Lower Dir
NA 25 Dir
NA 26 Malakand Protected Area -cum Lower Dir
NA 26 Malakand Protected Area-cum-Dir
NA 127 Pakpattan 1
NA 127 Sahiwal 4
NA 128 Pakpattan 2
NA 128 Pakpattan
NA 176 Tharparkar
NA 176 Thar
NA 194 Karachi East-cum-Malir
NA 194 Karachi East 3
NA 195 Malir-cum-Karachi East 1
NA 195 Karachi East 4
NA 196 Malir-cum-Karachi East 2
NA 196 Karachi East 5

The following constituencies were re-described. However, there names were not changed as the re-description was to accommodate the changes in the administrative units smaller than the district.

NA 34 Tribal Area 8
NA 36 Rawalpindi 1
NA 41 Attock 1
NA 43 Chakwal 1
NA 51 Sargodha-cum-Khushab
NA 52 Khushab
NA 57 Faisalabad 1
NA 58 Faisalabad 2
NA 59 Faisalabad 3
NA 60 Faisalabad 4
NA 61 Faisalabad 5
NA 62 Faisalabad 6
NA 65 Faisalabad 9
NA 75 Hafizabad
NA 82 Gujrat-cum-Jhelum
NA 108 Kasur 3
NA 111 Okara 2
NA 112 Okara 3
NA 113 Okara 4
NA 118 Multan-cum-Lodhran
NA 125 Sahiwal 2
NA 133 Dera Ghazi Khan-cum-Rajanpur
NA 141 Bahawalpur 1
NA 147 Rahimyar Khan 1
NA 148 Rahimyar Khan 2
NA 149 Rahimyar Khan 3
NA 151 Sukkur
NA 155 Shikarpur 2
NA 199 Loralai-cum-Musakhel-cum-Barkhan
NA 200 Zhob-cum-Killa Saifullah

Adult franchise in FATA

Seven agencies namely Bajaur, Orakzai, Mohmand, Khyber, Kurram, North Waziristan and South Waziristan and the tribal areas adjoining to six districts of Pakhtunkhwa that is Peshawar, Kohat, Dera Ismail Khan, Tank, Bannu and Lakki Marwat jointly form what Article 246 clause (6) defines as Federally Administered Tribal Areas (FATA). The area is governed through

Gul Hayat Institute

special laws and no law passed by a government automatically holds for the area unless the President issues specific orders to the same effect.

The area thus has been governed for past 50 years under an amalgam of old colonial laws and a selection of new laws enacted by successive governments. Franchise in FATAs has remained limited to a select group of Maliks who were in receipt of Maliki or Lungi allowances and Mowajib tribal elders with an age of 21 years and above. Around 37,000 handpicked voters thus elected eight members of National Assembly who had earned notoriety for always siding with whoever could form a government in Islamabad. All of them have always contested elections as independents and no political party has any organization in the area.

President Farooq Leghari extended adult franchise to the FATA vide President's Order No 3 of 1996 dated December 14, 1996. Elections to the eight national seats were thus held on the basis of adult franchise for the first time in 1997.

The Election Commission had less than a month for the preparation of new electoral rolls for the area and it completed the exercise by January 11, 1997. As many in the area do not possess a National Identity Card, a notification issued on January 12, 1997 waived the condition of production of the card for casting a ballot. The rolls swelled from a meager 37,719 to almost 1.6 million.

There was a huge disparity between the number of male and female registered voters in FATA as there were only 35 female voters against every 100 male ones. The figures show that in Mohmand, Khyber, Bajaur and North Waziristan Agencies

Registered voters as on

		Dec 15, 1996	Jan 11, 1997			
			Muslim		Non-	
Constituency	Area	Total	Male	Female	Muslim	Total
NA 27 Tribal Area 1	Mohmand Agency	9,551	164,720	4,076	0	168,796
NA 28 Tribal Area 2	Kurram Agency	1,671	178,278	134,355	434	313,067
NA 29 Tribal Area 3	Orakzai Agency	8,670	89,047	28,592	124	117,763
NA30 Tribal Area 4	North Waziristan	1,833	120,279	480	234	120,993
NA 31 Tribal Area 5	South Waziristan	1,497	248,768	171,507	146	420,421
NA 32 Tribal Area 6	Bajaur Agency	7,516	78,377	360	48	78,785
NA 33 Tribal Area 7	Khyber Agency	4,853	180,398	9,135	1,022	190,555
NA 34 Tribal Areas 8	Attached tribal areas	2,128	132,190	52,650	0	184,840

Gul Hayat Institute

nomination:
ember 26-28, 1996
r filing of appeals:
ecember 31, 1996
r decisions on appeals:
January 7, 1997
r withdrawals:
January 8, 1997
candidates:
January 9, 1997
r: February 3, 1997
vincial assemblies
e same date that is

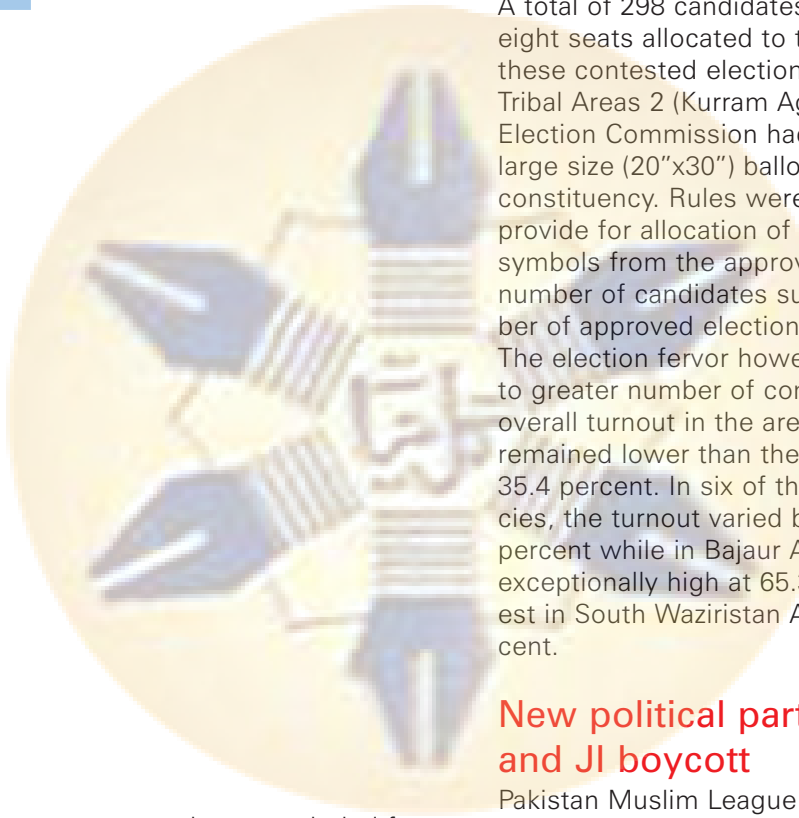

97

female voters were almost excluded from the rolls as only 2.7 female were registered per 100 male voters. In contrast, situation was quite comparable with the rest of the country in Kurram Agency where female voters were 76 percent of the male voters. For elections to the ten non-Muslim seats, the whole of Pakistan excluding FATAs had been defined as one multi-member constituency. Ordinance no 122 of 1996 promulgated on December 31, 1996 replaced the word 'excluding' with 'including'. A total of 2,008 non-Muslim voters were registered in the area under the new adult franchise based rolls. Half of them (1,022) belonged to Khyber Agency while there was non-Muslim on the rolls for Mohmand Agency and in the tribal areas adjoining the six settled districts.

A total of 298 candidates contested for the eight seats allocated to the area. 107 of these contested elections from NA 28 Tribal Areas 2 (Kurram Agency) alone. Election Commission had to print extra large size (20"x30") ballot papers for the constituency. Rules were also amended to provide for allocation of multiple election symbols from the approved list as the number of candidates surpassed the number of approved election symbols.

The election fervor however seems limited to greater number of contestants as the overall turnout in the area (33.7 percent) remained lower than the national figure of 35.4 percent. In six of the eight constituencies, the turnout varied between 30 to 40 percent while in Bajaur Agency it was exceptionally high at 65.3 percent and lowest in South Waziristan Agency at 19.6 percent.

New political parties and JI boycott

Pakistan Muslim League had split into Nawaz and Junejo groups before the 1993 elections. The Junejo faction further divided into PML-J and PML-J (Chattha) before the 1997 general elections. Besides these three, PML (Functional) of Pir Pagara and PML (Q) (Malik Anwar Shuja Group) also participated in the elections. Four other factions of the Pakistan Muslim League (Qayoom) Rana Munawar Group, (Qasim) Kabir Wasti Group, Khairuddin Group and Zehri Group were also allotted election symbols that were later cancelled by the EC since the factions failed to nominate

Gul Hayat Institute

even a single candidate.
Benazir Bhutto had shared the office of chairperson of Pakistan People's Party with her mother Nusrat Bhutto, assuming the title of co-chairperson, since the death of ZA Bhutto. The central executive committee of the PPP elected Benazir Bhutto as the party's chairperson on December 5, 1993. Her brother Murtaza Bhutto ended his self exile and returned to Pakistan from Damascus on November 4, 1993. He was arrested under various charges and was later released on bail. Murtaza Bhutto announced formation of his own party, Pakistan People's Party (Shaheed Bhutto Group) on March 15, 1995. Her mother, Nusrat Bhutto, supported him. Murtaza Bhutto was however killed in a shoot out between his supporters and a police party in Karachi on September 20, 1996. The murder also contributed towards the dismissal of the second Benazir government. PPP (SB) now headed by Murtaza's widow, Ghinwa Bhutto, took part in the 1997 general elections. Another PPP faction, ZA Bhutto group, also participated in the elections.
Mohajir Qaumi Movement of Altaf Hussain continued to contest elections under the title Haq Parast Group while its break away faction participated with the name Mohajir Qaumi Movement (Haqiqi).
Jamaat-e-Islami that participated in the 1993 elections with a renewed fervor and under the new garb of Pakistan Islamic Front decided to boycott the 1997 elections. The party demanded accountability and purge within the political parties before fresh elections. The other major religious parties, Jamiat Ulema-e-Islam (Fazal-ur-Rehman) and Jamiat Ulema-e-Pakistan, however, participated in the general elections. Mutahida Deeni Mahaz (MDM) of 1993 elections disappeared in thin air and two of its component parties, Jamiat Ulema-e-Islam (Sami-ul-Haq) and Jamiat Mashaikh Pakistan (Pir Fazal-e-Haq), contested the elections.
Former cricketer Imran Khan founded Pakistan Tehreek-e-Insaf on April 25, 1996. The new party gained lots of media attention and fielded candidates in 133 of the 207 constituencies. Imran Khan himself contested on nine seats.

Election staff

The staffing for general elections 1997 was a repeat of 1993. District Returning Officers were appointed from amongst judicial cadre and so were Returning Officers and their assistants. The election was manned by 96 District Returning Officers, 207 Returning Officers and 392 Assistant Returning Officers. Polling staff was drawn from various government departments with education contributing the most.
As practiced in 1993, the Election Commission sought assistance from the armed forces under Article 220 of the Constitution. Secretaries (EC, Finance, Law and Interior); DG Joint Staff (Headquarters); Chief of General Staff, GHQ; the Commander Army Air Defense Command and Director Military Operations, GHQ, Rawalpindi, attended a meeting held in this regard on January 12, 1997. The Army agreed to provide security to the printing presses engaged for printing of ballot paper and to escort transportation of ballot papers to the polling stations.
The armed forces also agreed to deploy three to four personnel at each polling station. The EC authorized these personnel to exercise powers of the First Class Magistrate for summary trial of offenses punishable under sections 80, 84, 85 and 86 of the Representation of People Act

Gul Hayat Institute

1	1	1	1	158	1,148	1,148
115	34	115	230	21,488	160,474	160,474
46	21	46	46	7,460	53,880	53,880
11	9	11	48	1,742	10,734	10,734
207	96	207	392	36,451	260,413	263,208

g Officer; RO: Returning Officer; ARO: Assistant Returning Officer;
APrO: Assistant Presiding Officer; PO: Polling Officer
Officer for every Polling Station and two Assistants at each booth,
ional ballot and the other for provincial ballot.

1976. The sections relate to impersonation, prohibition of public meetings, canvassing near polling stations, disorderly conduct near polling station and tampering with the ballot paper. The authorization was notified in the gazette on January 16, 1997. Major duties in this regard were performed by Pakistan Army, however, Pakistan Air Force also contributed 7,500 personnel and Pakistan Navy 7,000. For election duties in Federally Administered Tribal Areas, Civil Armed Forces were also mobilized and put under the command of Pakistan Army.

Loan, tax and utility bill defaulters barred

Changes in the Representation of the People Act 1976 barring participation in election of loan defaulters were made through ordinances before the 1993 elections. These amendments were re-promulgated twice after the 1993 elections but finally lapsed and were not on the statutes when the fresh elections were announced in 1996. The President however promulgated on December 5, 1996 Ordinance No 112 of 1996 making effective the bar again besides adding few other conditions. The ordinance required from the candidates to file along with their nomination papers a declaration that they, their spouse, their dependent children or parents or any business mainly owned by them are not in default on a loan from any bank or other financial institution neither has it been written off. The 'loan' was explained as the amount obtained or written off after December 31, 1985. The 1993 ordinance had set the date at March 23, 1985 i.e. when the elected government was installed by General Zia. Similarly the term 'mainly owned' was redefined as 'holding of controlling or majority interest' in a business instead of the previous definition '51 percent or more share'.

Gul Hayat Institute

The ordinance also required the candidates to declare that they (and their relations as above) have not defaulted in payment of taxes, government dues and utility bills for over six months. Taxes included all taxes levied by the Federal, the Provincial or local authorities. Government dues were defined to include charges of rest houses or lodges and the utility bills included telephone, electricity, gas and water charges. Returning officers were authorized to reject the nomination papers of loans, taxes, dues and utility bills defaulters. The candidates were provided the opportunity to clear their dues before the last date fixed for disposal of appeals against rejections/nominations and contest the elections. False or incorrect declaration was termed as a corrupt practice punishable by five-year imprisonment and a fine of one hundred thousand rupees.

The nomination papers along with the declarations were made open to inspection by public who could obtain copies on payment of a fee.

Annual statement of assets

Ordinances promulgated before the 1993 elections had made it mandatory for the candidates securing the highest number of votes from a constituency to submit a declaration of his/her assets and liabilities. The Election Commission could only notify the candidate as returned after receiving this declaration.

The amendments to the Representation of People Act 1976 made before the 1997 elections made it mandatory for all the contesting candidates to submit 'a statement of assets and liabilities of his own, spouse and dependents on a prescribed form as on the preceding thirtieth day of June'. It also required the candidates to submit 'a statement specifying income tax, wealth tax paid by him during last three assessment years and where applicable, land revenue paid during last two financial years'.

The statements were made open for public inspection and copies could be obtained on payment of a fee.

A new section 42A was also added to the Representation of People Act 1976 by the amendment made through the December 5, 1996 ordinance. It required the elected members to submit a statement of assets and liabilities (as attached to the nomination papers) every year. The deadline for submission was set as September 30 and the Commission was asked to notify the names of those who failed to file the statements by October 15 of every year. The Commission was authorized to order that such person shall cease to function till statement is submitted. False or incorrect declaration was termed as a corrupt practice punishable by five-year imprisonment and a fine of one hundred thousand rupees.

Party defections checked; leaders empowered

The December 5, 1996 ordinance also required the candidates to file along with their nomination papers a declaration about their party affiliation (if any) and assure that they will not change or defect their political party during their tenure in the parliament. The defection was defined as voting in the assembly contrary to any directions issued by their parliamentary party and acceptance of any office without the express written consent of their parliamentary leader. The amendment provided that if a member wanted to accept an office against the consent of his parliamentary leader, he must first resign from his seat and seek re-election.

Quaid-i-Azam Institute

Election expenses

In all the elections until 1990 the candidates were required to file a statement of expenses that they have incurred on their election campaign a month after the official announcement of the results as provided by the Representation of People Act 1976. The period had however been frequently extended after elections through ordinances until it became irrelevant or impossible for the Commission to proceed against those who had violated the law.

The Parliament enacted the Representation of People (Amendment) Act 1991 that came into force on June 9, 1991 omitting Sections 48 to 51 from the Act that dealt with the matters of elections expenses.

The President, however, added again provisions to the same effect in the Act through an ordinance on the occasion of 1993 elections. As the ordinance lapsed after a few renewals and was not enacted by the parliament, it was not on the statutes when the 1997 elections were announced. The Presidential Ordinance 112 of December 5, 1996 again inserted Sections 48 to 51 into the Act providing for the election expenses. It not only set the limits for expenses but also ensured that at least the returned candidates file their statements of expenses. The ordinance amended Section 42 of the Act as well asking the returned candidates to file a statement of election expenses 'within ten days of the polls' and bound the Commission not to notify a candidate as returned unless he/she submits the statement.

All the unsuccessful candidates were however required to submit the same statement within 30 days after the publication of final results.

The 1997 amendments were successful in obtaining the statements of expenses from the returned candidates yet this too was a futile exercise as the ordinance providing for it again lapsed after its constitutional life. The legal procedure against the defaulters is anyways too cumbersome and long to be effective. As per rules Returning Officer for each constituency shall receive the statements of expenses from all candidates contents of which are also specified by the law. They report non-receipt of statements or any violations by the candidates to the Election Commission that then directs them to refer the cases to local lower courts. The cases may take years to settle and in fact the elected members tenure may outlive the life of cases rendering the entire exercise as futile.

The new amendments in the law maintained the election expenses limit set for the 1993 elections that is rupees one million for candidates contesting elections to the National Assembly and Rs 600,000 for the Provincial Assemblies candidates. The law also made it a point that expenses incurred on the campaign of a candidate by any other person shall be considered as expenses made by the candidate himself/herself and be accounted for in the statement.

Election expenses by parties

A new section 83B added to the Representation of People Act 1976 allowed parties to spend a maximum of rupees 30 million on their election campaigns. This was besides the expenses that individual candidates could make on campaigns in their constituencies. The parties were bound to submit a statement of expenses to the Election Commission within 30 days of the polls and the Commission was empowered to fine parties if found violating the law.

Qual Hayat Institute

Ban on hoardings, banners and posters

Ban on hoardings, cloth banners and limiting of the size of election posters in the 1993 elections was enforced by the Election Commission through an Order issued under Article 218 (3) of the Constitution. Amendments to the Representation of People Act 1976 made through Ordinance No 112 of 1996 promulgated on December 5, 1996 added a new Section 83A to the Act providing for similar restrictions. Thus the 1993 Order of the EC became a law in 1996. The new section banned hoardings, banners and posters of all sizes besides checking wall chalking. The Deputy Commissioners and the Returning Officers were made responsible for enforcing the ban and contraventions were made punishable with imprisonment of upto one year or with fine or both.

Code of conduct made obligatory

Code of conduct for the contesting candidates and the parties issued by the Election Commission since 1990 is a set of electioneering dos and donts that the Commission expects the parties will follow voluntarily. For the 1997 elections the EC, however decided to abandon its rather moralist approach and made the Code obligatory by SRO 1376 (1)/96.

The Code re-emphasized some of the points that had already been incorporated into the Representation of People Act through ordinances. It placed a complete ban on affixing of hoardings, banners and posters allowing only for stickers of the size 4" by 4". It also allowed the candidates to drop leaflets through aircrafts. The code was stricter on use of public spaces for electioneering. It disallowed election camps on road sides and rallies on main roads causing traffic jams and public inconvenience. A candidate was allowed the use of only three microphones at a time in his/her constituency while the use of loud speakers was limited to public meetings alone. Bus, truck or vehicle processions were also barred and parties were required to inform in advance the local administration and opponent parties about their plans of holding public gatherings.

As both the main contesting parties had been in government more than once during past decade or so, the code added provisions asking them to refrain from making references to secret and confidential matters of the State and also from commenting of international issues and foreign relations that may cause embarrassment to the government.

The Code was largely followed. The Commission received a total of 25 complaints of violations and it directed the concerned officials to take immediate actions. The action mostly meant removal of hoardings, banners and posters and a warning to the accused candidate. The Commission also took action when the press reported some violations.

Simultaneous poll

Section 25 of the Representation of the People Act 1976 says that the polls for the National Assembly seats and the provincial Assembly seats may be held simultaneously. The practice has however been otherwise as the two elections were always held on different dates with a gap of three to ten days. The EC thought that simultaneous elections would be administratively difficult to conduct. The Commission probably gained confidence after holding four elections in almost eight years (1985-93)

Gul Hayat Institute

khwa	352	3	0	3	346	152	5	189
	486	18	10	1	477	93	4	380
Capital	11	3	0	0	8	3	0	5
	1,325	70	35	7	1,283	579	13	691
	675	68	21	1	627	168	12	447
stan	188	28	6	1	165	64	4	97
	3,037	190	72	13	2,906	1,059	38	1,809

es filed **1**; Rejected **2**; Rejection overturned on appeal **3**; Acceptance over appeal **4**; Validly nominated **5**; Withdrawn **6**; Retired **7**; Contesting **8**

Following is the party wise break-up of number of candidates:

PML(N)	176	PKMAP	8	PMI	3	AT	1
PPP	160	PPP(ZAB)	8	PML(Q)	4	JIP	1
PTI	134	JWP	7	PSL	3	JML(J)	1
PPP(SB)	65	UNA	7	SI	3	JMP	1
HPG	51	BNP	6	SNP	3	JQM	1
JUI(F)	34	AQP	6	WP	3	JUI	1
ANP	19	NPP	5	MKP(KBG)	2	MJA-HP	1
PML(J)(Chattha)	19	KT	5	NPP(WG)	2	MWM	1
PDP	15	JUI(S)	8	TI	2	PKQP	1
PML(J)	13	KJP	4	TIP	2	PML(F)	1
MQM(H)	11	JUP	3	AI	1	PNP	1
BNM	8	MIP	3	AIMP	1	ST	1

and decided to do away with the staggered polls in 1997. It invited the opinion of the political parties by writing letters and according to its Report all except Pakistan Muslim League (Nawaz) favored elections to the National and the Provincial Assemblies on the same date.

Staggered polls had important political implications in 1977 when the united opposition of the Pakistan People's Party boycotted the provincial elections after the PPP recorded landslide victory in the national elections. The boycotted and the subsequent street campaign ended the government of the PPP. In 1988, the PPP won majority of the seats in the national elections but the tables turned on it in the provincial elections held three days later. Mian M. Nawaz Sharif's IJI formed government in Punjab while Benazir's PPP came into power in Islamabad. As the two were hostile to each other, political situation

Gul Hayat Institute

remained volatile until the PPP government was dismissed.

The decision to hold simultaneous polls had two major administrative implications on the conduct of elections. One, the number of polling staff required at each polling station increased. Each Presiding Officer was now assisted by two (instead of one) Assistant Presiding Officers, one for chores related with balloting for the National Assembly and the other for the same duties for the Provincial Assemblies. The number of Assistant Presiding Officers in 1997 was thus double that in the previous elections. Two, the Commission had to arrange for ballot boxes and ballot papers of two different colors to help voters differentiate between the two elections. Green ballot boxes and ballot papers of the same color were used for the elections to the National Assembly seats while white ballot boxes and off-white ballot papers were used for the elections to the Provincial Assembly seats.

Some other features

- All the candidates were required to attach a declaration of their educational qualification with their nomination papers. There was though no specific condition about the educational qualifications of the candidates.
- As in 1993, the Presiding Officers were to provide signed and thumb impressioned copies of the statement of vote count to the polling agents present and were also required to display the same at the polling station.
- Polls were held in for the first time during the Islamic month of Ramazan (February 3-Ramazan 24). Polling was held from 7 am to 4 pm without any break.
- Many parts of Pakhtunkhwa and Balochistan are snowbound in the month of February. Authorities faced difficulties in reaching parts of NA 14 Mansehra 1 and NA 15 Mansehra 2. The polling staff and the election material had to be airdropped at four polling stations of NA 198 Pishin-cum-Killa Abdullah.

Election symbols

The Election Commission invited applications from the political parties for allocation of symbols on December 4, 1996 under Article 5 of the Allocation of Symbols Order 1993. The Commission received 114 applications and allotted symbols to 62 Muslim and 15 non-Muslim parties in its meeting held on December 22. The Commission allotted symbols to another 20 parties as well but later cancelled the allotment as they failed to field even a single candidate. The Commission allotted the symbol of bicycle to PML-J while its faction PML-J (Chattha) got scooter. Secretary General of PML-J (Chattha) filed a petition on December 23 requesting for the symbol of bicycle. The Commission however did not entertain the request as a considerable number of office bearers of united PML-J were in the faction headed by Abdul Ghafoor Hoti.

PML-N requested the Commission to delete the symbol 'cow' from the list as it bore resemblance to its symbol 'tiger'. The Commission refused to oblige as it found the two clearly distinguishable from each other. It, however, decided not to allot the symbol 'cow' to any other political party and reserve it for independents. A similar objection was raised by PPP in 1993 against the symbols of 'pencil' and 'hockey' that resembled its symbol 'arrow'. The two symbols were dropped from the list in 1997. Pakistan Tehreek-e-Insaf was allotted the symbol 'chiragh' (earthen lamp) on its request. The party later wanted to have

Gul Hayat Institute

cricket bat but the Commission could not heed as it had already been allotted to another party.

Uncontested winners

There was no uncontested National Assembly seat in the 1997 elections.
Election proceedings were terminated in NA 143 Bahawalpur 3 due to murder of Molana Zia-ur-Rehman Farooqi.
Muhammad Aqeel-ur-Rehman came up as the sole contestant on the seat when polling was announced to be held on April 3, 1997 under fresh proceedings. He thus returned uncontested.

Proceedings terminated

Election proceedings were terminated due to death of a contesting candidate in three national constituencies.
NA 1 Peshawar 1
Gul Faraz Muhammad
NA 121 Khanewal 1
and NA 143 Bahawalpur 3
Murder of Molana Zia-ur-Rehman Farooqi
Fresh proceedings for these were notified on February 13, 1997 and polling initially scheduled to be held on April 2, 1997. The schedule was later revised to extend by a day the dates for withdrawal of candidates, publication of revised list of candidates and the polling. The polls on these seats were thus held on April 3, 1997.

By-election on vacated seats

Eight contestants won on more than one National Assembly seats or on both a National and a Provincial Assembly seat.
By-elections in the eight National Assembly constituencies vacated by them were held on April 15, 1997.
Winners of more than one seats who vacated a National Assembly seat:

- Mian M. Nawaz Sharif
NA 12 Abbottabad-cum-Haripur 2 (Retained)
NA 95 Lahore 4 (Vacated)
- Shehbaz Sharif
PP 125 Lahore 10 (Retained)
NA 96 Lahore 5 (Vacated)
- Syed Ahmad Mahmood
NA 147 Rahimyar Khan 1 (Retained)
NA 150 Rahimyar Khan 4 (Vacated)
- Ms Benazir Bhutto
NA 166 Larkana 3 (Retained)
NA 171 Hyderabad 5 (Vacated)
- Malik Asad Sikandar
PS 58 Dadu 1 (Retained)
NA 177 Dadu 1 (Vacated)
- M. Farooq Sattar
PS 87 Karachi South 3 (Retained)
NA 190 Karachi South 2 (Vacated)
- Sardar Mehtab Khan
PF 35 Abbottabad 2 (Retained)
NA 11 Abbottabad-cum-Haripur (Vacated)
- Sardar Akhtar Mengal
PB 31 Khuzdar 2 (Retained)
NA 204 Kalat-cum-Mastung-cum-Kharan (Vacated)

Election to non-Muslim seats

Elections were held on the basis of separate electorate as provided by the amended constitution. The four non-Muslims groups were allocated a total of 10 seats; four for Christians, four for Hindus and Scheduled casts; one for Parsis, Sikhs, Buddhists and other non-Muslims and one for Qadianis.
Entire Pakistan including FATA served as one multi-member constituency for the non-Muslims. All polling stations served both Muslim and non-Muslim voters. Non-Muslim voters polled their ballots in the same boxes as did Muslims. They were distinguished from each other by the color of the paper on which these were printed.

Gul Hayat Institute

Ballots were sorted by the polling staff according to their color before counting. Ballot papers for Christians were printed on pink paper, for Hindus on blue, for Parsis and others on brown and for the Qadianis on yellow paper. The number of non-Muslim voters increased from 1,489,961 in 1993 to 1,547,643 for the 1997. The table shows the total number of registered voters in the four non-Muslim groups as it stood on December 15, 1996.

Non-Muslim voters

Province	Christian	Hindu +	Parsi +	Qadiani	All
Pakhtunkhwa	13,292	2,262	2,554	455	18,563
Tribal areas	825	394	789	0	2,008
Islamabad	5,132	4	14	109	5,259
Punjab	600,424	43,650	2,292	5,232	651,598
Sindh	92,071	742,568	4,984	3,356	842,979
Balochistan	9,112	16,999	744	381	27,236
Pakistan	720,856	805,877	11,377	9,533	1,547,643

As adult franchise was extended to the FATAs for the first time, the President amended the Representation of People Act 1976 through Ordinance no 122 of 1996 promulgated on December 31, 1996 replacing the word 'excluding' with 'including'. That made the entire country 'including' FATAs as one multi-member constituency for the elections to the ten seats for the non-Muslims. A total of 2,008 non-Muslim voters were registered in the area under the new adult franchise based rolls. Half of them (1,022) belonged to Khyber Agency while there was no non-Muslim on the rolls for Mohmand Agency and in the tribal areas adjoining the six settled districts.

Eighty-four non-Muslim candidates filed nominations for the elections to the ten seats. Thirty-three each on the Christian and Hindu seats, five on the one seat for Parsis and others and there were 13 candidates for the one seat allocated to the Qadianis. Nomination papers of none were rejected, however three Christian, five Hindus and five Qadianis withdrew their nomination leaving behind a total of 71 contestants on the ten seats.

Women voters

No gender-segregated details of the registered voters for the 1997 elections are available in the published records of the Election Commission.

Women candidates on general seats

A total of 35 women candidates filed nomination papers in 1997 elections; three from Pakhtunkhwa, 11 from Punjab and 19 from Sindh. Benazir Bhutto filed nomination from both NA 160 and NA 171 making the total number of women candidatures from Sindh as 20. One candidate filed nomination papers from the Federal Capital which she later withdrew while there was no women candidate from Balochistan and FATA. Nine of these women were independent while the PPP nominated nine (Benazir Bhutto counted twice) and the PML-Nawaz and the PPP (Shaheed Bhutto) nominated seven women candidates each. Three women candidates of the PPP (Benazir Bhutto, Nusrat Bhutto and Fahmida Mirza) succeeded on four national seats in Sindh while three women candi-

Gul Hayat Institute

dates of the PML-Nawaz from Punjab (Abida Hussain, Majeeda Wyne and Tehmina Daultana) also made it to the Parliament. No other women candidate could succeed in the elections.

No reserved seats

Under Article 51 (4) of the Constitution, the additional seats for women in the National Assembly were reserved until the expiration of a period of ten years from the commencing day or holding of three general elections whichever occurs later. Since three general elections were held in 1977, 1985 and 1988, the reserved seats expired. The Ordinance 5 of 1990 amending the Representation of the People Act thus dropped Section 47, providing for the elections to the reserved seats. There were no reserved seats for women in the 1997 assemblies as well.

Expenditure on elections

The Commission incurred a total expenditure of Rs 1,054,495,000 on the general elections 1997. This was almost double the expenses incurred on the previous elections. Since the elections to the National and the Provincial Assemblies were held for the first time on the same day, the EC's requirement for ballot boxes doubled. The Commission spent Rs 213 million on procurement of new ballot boxes. Transportation and POL charges also increased manifolds due to hike in petroleum prices. The allocation to Army for providing protection to ballots and polling stations was also raised from Rs 100 million in 1993 to Rs 150 million in 1997. The expenditure per registered voter for the 1997 elections was Rs 18.63.

Names of contesting political parties, abbreviations used and their election symbols

1	Awami Ittehad	AI	Trowel
2	Awami Inqilabi Mahaz Pakistan	AIMP	Comb
3	Awami National Party	ANP	Lantern
4	Awami Qiadat Party	AQP	Gun
5	Awami Tehreek	AT	Bus
6	Balochistan National Movement	BNM	Saw
7	Balochistan National Party	BNP	Axe
8	Haq Parast Group	HPG	Kite
9	Jamat-e-Islami Pakistan	JIP	Inkpot with pen
10	Jinnah Muslim League	JML	Cap

Gul Hayat Institute

11	Jamiat Mashaikh Pakistan (Pir Fazle Haq)	JMP	Turban
12	Jamot Qaumi Movement	JQM	Charpai
13	Jamiat Ulema-e-Islam (Fazl-ur-Rahman Group)	JUI (F)	Book
14	Jamiat Ulema-e-Islam (Sami-ul-Haq Group)	JUI (S)	Ladder
15	Jamiat-e-Ulema-e-Pakistan	JUP	Takhti
16	Jamhoori Wattan Party	JWP	Wheel
17	Kakar Jamhoori Party Pakistan	KJPP	Dove
18	Khaksaar Tehreek	KT	Spade
19	Muslim Ittehad Pakistan	MIP	Waist coat
20	Markazi Jamiat Ahle Hadis Pakistan	MJAHP	Spectacles
21	Mazdoor Kissan Party (Kamil Bangash Group)	MKP (KBG)	Scissors
22	Muhajir Qaumi Movement (Haqiqi)	MQM (H)	Candle
23	Muslim Welfare Movement	MWM	Elephant
24	National Peoples Party	NPP	Tractor
25	National Peoples Party (Workers Group)	NPP (WG)	Rose
26	Pakistan Democratic Party	PDP	Umbrella
27	Pukhtoonkhwa Milli Awami Party	PKMAP	Tree
28	Pukhtoonkhwa Qaumi Party	PKQP	Bulb
29	Pakistan Milli Ittehad	PMI	Fan
30	Pakistan Muslim League (Functional)	PML (F)	Truck
31	Pakistan Muslim League (J)	PML (J)	Bicycle
32	Pakistan Muslim League (J) Chataha Group)	PML (J) (C)	Scooter
33	Pakistan Muslim League (Nawaz Sharif Group)	PML (N)	Tiger
34	Pakistan Muslim League (Q) (Malik Ahmed Shuja Group)	PML (Q)	Chair
35	Pakistan Nijat Party	PNP	Bat
36	Pakistan People's Party	PPP	Arrow
37	Pakistan Peoples Party (Shaheed Bhutto)	PPP (SB)	Fist
38	Pakistan Peoples Party (Z.A. Bhutto)	PPP (ZAB)	Horse
39	Pakistan Seraiki League	PSL	Fish
40	Pakistan Tehreek-e-Insaf	PTI	Chiragh (Lamp)
41	Pakistan Tehreek-e-Inqilab	PTI	Loudspeaker
42	Sindh Ittehad	SI	Rikshaw
43	Saraiki National Party	SNP	Spinning wheel
44	Tehreek-e-Istiqlal	TI	Sickle
45	Tehreek-e-Islam Pakistan	TIP	Bucket
46	United National Alliance	UNA	Car
47	Wattan Party	WP	Pitcher

Gul Hayat Institute

Summary

1997 Election brief

Elections were called as the President dismissed the government of PPP and dissolved the assemblies on November 5, 1996 exercising powers under Article 58 (2)(b).

General elections were held on February 3, 1997. For the first time elections to the National and the Provincial Assemblies were held on the same date.

An historic feature of the 1997 general elections was extension of adult franchise to the Federally Administered Tribal Areas.

Jamaat-i-Islami boycotted the elections. Newly formed Tehreek-e-Insaf of Imran Khan contested elections for the first time. Other new entrants included PPP (Shaheed Bhutto) led by widow of Murtaza Bhutto and breakaway faction of MQM named Mohajir Qaumi Movement (Haqiqi). PML-J further broke down to give birth to PML-J (Chattah).

Under amended laws loan, tax and utility bill defaulters were barred from contesting elections. Submission of statement of assets was made an annual requirement.

Use of electioneering materials like posters, banners and hoarding was completely banned. The voluntary Code of Conduct was made obligatory through an order of the Election Commission.

There was no national seat uncontested. Election proceedings were terminated on three seats due to death of candidates. Multi seat winners vacated eight national seats after the elections.

There were no reserved seats for women.

No. of candidates

Province	P	S	KP	B	Pk
PML,N	113	38	18	6	176*
PPP	91	45	15	8	160*
HPG	17	28	4	1	51*
ANP	2	2	11	4	19
BNP	0	0	0	6	6
Others	182	125	54	42	404*
Ind.	298	241	65	28	931**
Total	703	479	167	95	1,747

* There was one candidate each of PML (N), PPP and ANP who contested and one candidate of other smaller parties.

** There was one independent candidate in Capital while 208 in FATA.

Turnout



Polled votes include invalid votes

Gul Hayat Institute

Party shares in seats

Province	P	S	KP	B	Pk
PML-N	107	9	15	3	136*
PPP	0	18	0	0	18
HPG	0	12	0	0	12
ANP	0	0	9	0	9
BNP	0	0	0	3	3
Others	0	2	0	4	6
Ind.	6	5	1	1	21**
Total	113	46	25	11	204

* PML-N also secured one Federal Capital seat.
** Independents include 8 members from FATA

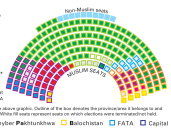

Each box represents one national seat in the above graphic. Outline of the box denotes the province/area it belongs to and fill color represents the party won this seat. White fill seats represent seats on which elections were terminated/not held.

Punjab seats Sindh Khyber Pakhtunkhwa Balochistan FATA Capital

Party shares in votes

PAKISTAN

Party	Votes
PML-N	8,751,793
PPP	4,152,209
HPG	764,207
PML-J/C	455,020
IND	2,719,237
Others	2,264,736
All	19,097,202

Results of NA-1 Peshawar-1, NA-121 Kharewal-1 and NA-143 Bahawalpur-2 are not included as election proceedings were terminated here.

PAKHTUNKHWA

PML-N	649,994
PML-J/C	118,000
PPP	118,042
IND	296,980
Others	360,671
All	1,638,897

PUNJAB

PML-N	7,246,638
PPP	2,033,209
PML-J/C	427,877
IND	1,316,998
Others	540,866
All	12,267,248

SINDH

PPP	1,176,087
HPG	748,021
PML-N	126,000
IND	535,080
Others	370,411
All	3,708,579

BALOCHISTAN

BNP	124,784
PML-N	104,084
PPP	50,000
IND	49,080
Others	348,197
All	678,313

Gul Hayat Institute

NA 1 to 26: Khyber Pakhtunkhwa

NA 1
Peshawar 1

Election proceedings were terminated due to death of a contesting candidate (Gul Faraz Muhammad). Results of fresh proceedings, with polling held on April 3,1997, are as under.

Registered voters	260,968		
Total votes polled	38,326	Turnout	14.7%
Valid votes	37,941	Rejected votes	385

Alhaj Ghulam Ahmad Bilour	ANP	25,930
Qamar Abbas	PPP	11,275
Aurangzeb Mohmand	IND	223
Ghulam M. Bazaz	IND	193
Rehmat Gul Afridi	IND	150
M. Khurshid Anwar	IND	67
Qamar Ali Shah	IND	54
M. Jehanzeb Khan	AQP	49

NA 2
Peshawar 2

Registered voters	180,496		
Total votes polled	45,683	Turnout	25.3%
Valid votes	44,562	Rejected votes	1,121

Arbab M. Jehangir Khan	ANP	24,094
Haji Ghulam Ali	JUI (F)	12,415
Ibadatullah Khan	PTI	4,348
M. Fayyaz Khan Khalil	PPP (SB)	1,859
Taj M. Amar	NPP (WG)	645
Arbab Mushtaq Ahmad	HPG	631
Imtiaz Illahi Paracha	IND	570

NA 3
Peshawar 3

Registered voters	235,412		
Total votes polled	74,328	Turnout	31.6%
Valid votes	71,733	Rejected votes	2,595

Arbab Saadullah Khan	ANP	48,451
Sardar Ali Khan	PPP	20,291
Salim Akbar Afridi	PPP (SB)	2,149
M. Naeem Qasmi	IND	842

NA 4
Nowshera

Registered voters	221,331		
Total votes polled	71,874	Turnout	32.5%
Valid votes	69,326	Rejected votes	2,548

Wali M. Khan	ANP	43,511
Naseerullah Babar	PPP	22,213
Umar Khan Yusufzai	PTI	3,022
S. Azmat Ali Shah Gilani (Retired)	IND	580

NA 5
Charsadda

Registered voters	344,795		
Total votes polled	104,951	Turnout	30.4%
Valid votes	101,785	Rejected votes	3,166

Asfand Yar Wali	ANP	53,059
Molana Gohar Shah	JUI (F)	34,733
Ijaz Khisro Khan	PPP (SB)	5,508
Ziarat Gul	IND	3,818
Hikmat Shah	IND	1,919
M. Nazeef	PKMAP	1,485
Engr. Fawad-ul-Haq	TIP	1,263

Gul Hayat Institute

NA 6
Mardan 1

Registered voters	249,256		
Total votes polled	61,098	Turnout	24.5%
Valid votes	59,939	Rejected votes	1,159

Haji Naseem-ur-Rehman	ANP	36,412
Haji M. Yaqoob	PPP	15,564
Latif-ur-Rehman	PTI	7,264
Fazl-e-Azim Khaksar	HPG	699

NA 7
Mardan 2

Registered voters	263,959		
Total votes polled	75,390	Turnout	28.6%
Valid votes	73,709	Rejected votes	1,681

M. Azam Khan	ANP	29,117
M. Idrees Khan	IND	17,104
Haji Sarfraz Khan	PPP	15,743
M. Zahir	PAP	4,935
Sikandar Khan	PTI	3,704
Molana Noor-ul-Haq	AQP	1,208
Ziarat Khan Tormand	IND	959
Aurangzeb Khan	HPG	542
Haji Col. (R) Syed Nasir Shah	TIP	397

NA 8
Swabi

Registered voters	327,086		
Total votes polled	109,377	Turnout	33.4%
Valid votes	106,100	Rejected votes	3,277

Haji Rehmanullah	ANP	39,828
Iftikhar Ahmad Khan	PML (N)	36,589
Munfat Khan	PPP	12,279
Asad Qaisar	PTI	4,113
Awal Sher Khan	IND	4,009
Syed Zabihullah	PPP (SB)	2,399
Ayub Khan	AQP	2,031
Hakim Khan	PAP	1,770
Shad Nabi	IND	1,219
Yaqoob Khan	PML (J)	1,039
Gul Mast Khan (Retired)	IND	683
Abdul Hafeez Khan	IND	141

NA 9
Kohat-cum-Hangu
1993: NA 9 Kohat

Registered voters	361,656		
Total votes polled	97,933	Turnout	27.1%
Valid votes	95,151	Rejected votes	2,782

Javed Ibrahim Paracha	PML (N)	62,412
Iftikhar Hussain Gilani	IND	17,142
Syed Abid Jawad	PPP (SB)	5,894
Malik Fida Muhammad	JUI (S)	5,082
Alhaj M. Hafizullah	IND	4,621

NA 10
Karak

Registered voters	178,803		
Total votes polled	57,169	Turnout	32.0%
Valid votes	55,831	Rejected votes	1,338

Sahms-ur-Rehman	ANP	22,959
M. Aslam Khan Khattak	IND	15,596
Raza Kuli Khan Khattak	PML (N)	5,945
Malik Zafar Azam	IND	5,845
Brig. (R) Bashir Hussain	PTI	2,661
Molana Mir Zaqeem Khan	JUI (S)	1,654
Altaf Qadir	IND	713
M. Riaz	IND	310
Abdul Haleem Khattak	IND	148

Gul Hayat Institute

NA 11
Abbottabad-cum-Haripur 1

Registered voters	276,034		
Total votes polled	89,157	Turnout	32.3%
Valid votes	87,263	Rejected votes	1,894

Sardar Mehtab Ahmad Khan	PML (N)	55,341
Amanullah Khan Jadoon	IND	21,253
Imran Khan	PTI	5,227
S. M. Gulzar Abbasi	PPP	2,509
■ Rashida Batool	PPP (SB)	1,405
Haji Mushtaq Awan	IND	1,097
Qari Mahboob-ur-Rehman Qureshi	JUI (F)	431

Sardar Mahtab Ahmad Khan also won Pakhtunkhwa Assembly seat, PF 35 Abbottabad 2, which he retained. By-elections on the vacated NA 11 were held on April 15, 997 and Sardar Fida M. Khan of PML (N) returned successful.

NA 12
Abbottabad-cum-Haripur 2

Registered voters	273,394		
Total votes polled	89,775	Turnout	32.8%
Valid votes	87,490	Rejected votes	2,285

Mian M. Nawaz Sharif	PML (N)	62,070
Sardar Haider Zaman	IND	20,315
Suleman Faris	PTI	3,187
Abdul Latif Abbasi	PPP	1,918

NA 13
Haripur

Registered voters	256,699		
Total votes polled	103,032	Turnout	40.1%
Valid votes	99,973	Rejected votes	3,059

Gohar Ayub Khan	PML (N)	73,150
Khizer Hayat Khan	IND	11,594
M. Shehr Yar Khan Tareen	PTI	9,067
M. Tahir Qureshi	PPP	6,162

NA 14
Mansehra 1

Registered voters	260,418		
Total votes polled	78,363	Turnout	30.1%
Valid votes	76,199	Rejected votes	2,164

Sardar M. Yusuf	PML (N)	46,918
Molana Syed Ghulam Nabi Shah	JUI (F)	21,157
Asif Akbar Khan	IND	6,154
Sher Baz Khan Akhundzada	IND	1,127
Abdul Sattar Khan Swati	PTI	843

NA 15
Mansehra-cum-Haripur

Registered voters	240,414		
Total votes polled	66,225	Turnout	27.5%
Valid votes	64,562	Rejected votes	1,663

Nawabzada Salahuddin Saeed	PML (N)	20,438
M. Azam Khan	IND	17631
Zar Gul	IND	15,817
Alhaj Syed Qasim Shah	IND	9,662
Niaz Muhammad	IND	1,014

NA 16
Batagram-cum-Mansehra

Registered voters	102,241		
Total votes polled	35,590	Turnout	34.8%
Valid votes	34,847	Rejected votes	743

M. Nawaz Khan	PML (N)	17,242
Alamzeb Khan	JUI (S)	12,677
Sardar Malik Jan Muhammad	PAP	4,928

Gul Hayat Institute

NA 17
Kohistan

Registered voters	158,178		
Total votes polled	24,240	Turnout	15.3%
Valid votes	23,231	Rejected votes	1,009

Aurangzeb	IND	10,686
Molana Abdul Baqi	PML (N)	8,204
Haji Misar Khan Malik	JUI (F)	1,544
M. Siraj	IND	1,410
Gul Dad	PPP	803
Saif-ur-Rahman	IND	342
Haji Fazal Rehman	PPP (SB)	242

NA 18
Dera Ismail Khan-cum-Tank-cum-Kulachi

1993: NA 18 Dera Ismail Khan-cum-Tank

Registered voters	446,445		
Total votes polled	174,762	Turnout	39.1%
Valid votes	169,914	Rejected votes	4,848

Alhaj Sardar Umer Farooq Khan	PML (N)	74,486
Molana Fazal-ur-Rehman	JUI (F)	53,948
Fazal Karim Khan Kundi alias Lati Khan	IND	16,720
Imran Khan	PTI	6,001
Khalifa Abdul Qayoom	IND	5,184
■ Musarrat Shaheen	IND	3,131
Haji Sanaullah Khan	IND	2,799
Aminullah Khan (Retired)	IND	2,764
Ghulam Abbas Shah, Adv. (Retired)	IND	1,679
Malik Salahuddin	IND	1,212
Nawabzada Saadat Khan	IND	1,038
M. Tariq Arbab	IND	952

NA 19
Bannu

Registered voters	217,196		
Total votes polled	64,779	Turnout	29.8%
Valid votes	63,276	Rejected votes	1,503

Malik Nasir Khan	PML (N)	19,070
Molana Nasib Ali Shah	JUI (F)	17,902
Malik Riaz Khan	IND	8,626
Pir Syed Abbas Shah	IND	8,469
M. Zubair Khan	PTI	5,229
Abdur Rab Khan	IND	1,413
Attaullah Jan	IND	1,160
Sher Ali Baz Khan	IND	637
M. Ali Khan	HPG	425
■ Noor Jehan Begum	PPP (SB)	345

NA 20
Lakki Marwat-cum-Bannu

Registered voters	241,264		
Total votes polled	87,598	Turnout	36.3%
Valid votes	85,531	Rejected votes	2,067

Haji M. Kabir Khan Marwat	PML (N)	35,772
Anwar Saifullah Khan	PML (J)	35,419
Amir Nawaz Khan, Adv.	JUI (F)	6,571
Gulo Khan	IND	3,076
Salim Saifullah Khan	IND	1,443
Molvi Ahmad Jan Ghaznawi	IND	1,043
Asif Salim	IND	1,005
Dil Nawaz Khan	IND	489
Amanullah Khan Maidadkhel	IND	476
Munawar Khan, Adv.	IND	237

Gul Hayat Institute

NA 21
Swat 1

Registered voters	237,405		
Total votes polled	63,930	Turnout	26.9%
Valid votes	61,680	Rejected votes	2,250

Mian Gul Aurangzeb	PML (N)	25,018
Faqir M. Khan	ANP	14,402
Imran Khan	PTI	10,716
Javed Iqbal	PPP	7,593
Molana Ubaid-ur-Rehman	JUI (F)	2,740
Abdul Wadood alias Ayeen Khan	IND	746
Wazirzada	IND	465

NA 22
Swat-cum-Shangla
1993: NA 22 Swat 2

Registered voters	293,667		
Total votes polled	73,298	Turnout	25.0%
Valid votes	70,115	Rejected votes	3,183

Shujaat Ali Khan	PML (N)	25,142
M. Ali Khan, Adv.	ANP	11,297
Shahzad Gujjar	IND	9,729
Dost M. Khan	PPP	8,909
Dr. Mehboob-ur-Rehman	IND	5,908
Molvi Abdur Rehman	JUI (F)	4,746
Mian Hassan	IND	2,448
Abdul Wadood alias Kaki Jan	PTI	1,024
Haji M. Amin	PAP	912

NA 23
Bunair-cum-Shangla
1993: NA 23 Bunair-cum-Swat

Registered voters	282,519		
Total votes polled	66,635	Turnout	23.6%
Valid votes	64,933	Rejected votes	1,702

Abdul Matin Khan	ANP	22,662
Fanoos Gujjar	PAP	15,204
M. Sahrab Khan	PPP	13,553
Taj M. Khan	IND	7,772
Molana Fazl-e-Wadood	JUI (F)	3,352
Amir-ul-Aman	PTI	2,390

NA 24
Chitral

Registered voters	124,469		
Total votes polled	51,695	Turnout	41.5%
Valid votes	50,039	Rejected votes	1,656

Shahzada Mohyuddin	PML (N)	24,302
Maj. (R) Ahmad Syed Khan	PPP	12,222
Allah Dad	PPP (SB)	6,977
Molvi Abdul Hamid Khan	JUI (F)	6,538

NA 25
Upper Dir-cum-Lower Dir
1993: NA 25 Dir

Registered voters	330,400		
Total votes polled	47,946	Turnout	14.5%
Valid votes	45,943	Rejected votes	2,003

Inayat Khan	PML (N)	23,328
Najmuddin	PPP	16,370
M. Ghulam, Adv.	IND	4,156
M. Anwar Khan, Adv.	IND	665
Mir Habib Jan	IND	557
Iftikhar Ahmad	IND	472
Akhunzada Bahrawar Said (Retired)	IND	395

Gul Hayat Institute

NA 26
Malakand Protected Area-cum-Lower Dir

1993: NA 26 Malakand Protected Area-cum-Dir

Registered voters	287,469		
Total votes polled	69,878	Turnout	24.3%
Valid votes	67,765	Rejected votes	2,113

Alhaj M. Khan	PML (N)	33,477
M. Humayun Khan	PPP	22,413
Zamin Ahmad Khan	IND	4,812
Zafar Khan	PAP	3,828
Mian Atta-ur-Rehman	PTI	2,246
Alamgir Khan	IND	989

NA 27 to 34: Federally Administered Tribal Areas (FATAs)

NA 27
Tribal Area 1

Mohmand Agency

Registered voters	168,796		
Total votes polled	57,070	Turnout	33.8%
Valid votes	56,134	Rejected votes	936

Bahroz Khan	IND	8,725
Abdul Wadood	IND	8,598
Abdur Rehman	IND	5,628
Ghulam M. Sadiq	IND	4,702
Tahir Akbar	IND	3,872
Mehruban Shah	IND	3,516
Qadar Gul	IND	3,254
Manzoor	IND	2,660
Sherzada	IND	2,324
Nisar Ahmad	IND	2,132
M. Saeed	IND	1,714
Nayyar Zaman	IND	1,423
Said Qahar	IND	1,325
M. Zahir Shah	IND	1,039
Fazal Subhan	IND	877
Zahir Shah Gurbaz	IND	694
Gul Badshah	IND	564
Swat Khan	IND	441
Gulam Qadir	IND	371
Abdul Wahid	IND	286
Zareen Khan	IND	265
Azmat Khan	IND	240
Zahir Shah	IND	194
Hussain Shah	IND	158
Bakht Muhammad	IND	155
Rooman	IND	148

Gul Hayat Institute

Amin-ul-Haq	IND	146
Ilyas Khan	IND	142
Attaullah	IND	136
Bakht Jamal	IND	104
Jehangir	IND	84
Haroon	IND	77
Iqbal	IND	55
Gul Muhammad	IND	54
Javed Yusuf	IND	31

NA 28
Tribal Area 2
Kurram Agency

Registered voters	312,633		
Total votes polled	127,951	Turnout	40.9%
Valid votes	126,098	Rejected votes	1,853

Zarin Khan Mengal	IND	36,275
Syed Sajjad Hussain Mian	IND	22,384
Col. (R) Syed Sajjad Hussain	IND	18,759
Haji Kamal Hussain	IND	15,835
Sher Muhammad	IND	6,425
Salahuddin	IND	6,362
Syed Altaf Hussain	IND	2,953
Haji Muqarab Hussain	IND	2,842
Malik Multan	IND	2,311
Syed Yusuf Hussain	IND	2,270
Shamal Syed Mian	IND	1,255
Shaukat Hussain	IND	1,081
Haji Rahim Khan	IND	939
Malik M. Naseer Khan	IND	831
Asghar Hussain	IND	583
M. Hussain s/o Ali Hussain	IND	504
Tariq Hussain	IND	349
Haji Sardar Khan	IND	344
Mehdi Hussain	IND	312
Mohabat Khan Bangash	IND	288
Allauddin	IND	241
Syed Sadiq Ali Shah	IND	217
Malik Mohabat Khan	IND	192
Ghadir Hussain	IND	157
Nazir Hussain Hazara	IND	130
Ali Muhammad	IND	86
Haji Ghani-ur-Rehman	IND	83
Niaz Muhammad	IND	82
Zaman Khan	IND	79
Dawood Khan	IND	77
Zawar Jan	IND	72
Malik Zafar Khan	IND	70
M. Hussain s/o Haji Ali Raza	IND	68
Rishmin Khan	IND	61
Haji Gulbat Khan	IND	58
Haji Mansab Ali Khan	IND	57
Abdul Bari	IND	57
Khaista Jan	IND	53
Syed Sarfaraz Ali Shah	IND	52
Habib Jan	IND	47
Malik Gul Akbar	IND	47
Haji Fazal Maula	IND	42
Malik Munir Khan	IND	41
Shah Wali	IND	40
Mula Jan s/o Qutab Din	IND	39
Malik Machaki Khan	IND	38
Siyal Khan	IND	37
Habib Hussain	IND	35
Sabir Jan	IND	35
Wali Khan	IND	34
Capt. (R) Noor Afridi	IND	31
Rahmat Khan	IND	30
Farman Ali	IND	29
Haji M. Alam Khan	IND	27
Haji Muzafar Khan	IND	26
Wrakhmin Badshah	IND	26
Haji Pir Badshah	IND	25
Syed Zahir Shah	IND	25
Umer Khan	IND	25
Dr. Gul Manan	IND	24

Gul Hayat Institute

Malik Ashraf Khan	IND	24
Haji Sher Hassan	IND	23
M. Yusuf	IND	23
Tahir Hussain	IND	22
Malik Hanif Jan	IND	22
Shah Noor	IND	21
Malik Saifullah Khan Orakzai	IND	21
Haji Hamid Khan	IND	20
Haji Sultan Muhammad	IND	20
M. Habib Khan	IND	20
Dr. Abdul Janan	IND	19
Malik Khaista Jan	IND	19
Khadi Khan	IND	17
Said Aslam Khan	IND	17
Abdul Manan	IND	16
M. Samar Din	IND	16
Haji M. Sharif	IND	15
Haji Suhbat Khan Orakzai	IND	14
Haji Gul Said	IND	14
Dr. M. Aslam Khan	IND	14
Ghulam Nabi Khan	IND	14
Akhunzada M. Akram	IND	13
Malik Fakhar Zaman	IND	13
Arbab Khan	IND	12
Akbar Jan	IND	12
Hayat Khan	IND	12
Malik Mehboob Ali Khan	IND	12
Malik Hamza Khan	IND	11
Malik Said Abbas	IND	11
Maj. (R) Sabit Hussain	IND	11
Mula Jan s/o Haji Hussain Jan	IND	11
Haji M. Zaman	IND	9
Dr. Syed Mumtaz Hussain Shah	IND	8
Musa Jan	IND	8
Noor Akbar	IND	8
Malik Gul Badshah	IND	7
Nawar Khan	IND	7
Engr. Akhundzada M. Nawaz	IND	6
Khewa Khan	IND	6
Sharif Gul	IND	6
Malik Kh. M. Khan	IND	6
Haji Barkat Shah	IND	5
Nawab Ali	IND	5
Haji Gul Muhammad	IND	4
Engr. Rashid Ahmad Khan	IND	3
Haji Shah Wali Khan	IND	2
Malik Suhbat Khan	IND	2

NA 29
Tribal Area 3
Orakzai Agency

Registered voters	117,639		
Total votes polled	37,020	Turnout	31.5%
Valid votes	37,009	Rejected votes	11

Syed Munir Said	IND	9,714
M. Azad Gul	IND	8,096
M. Afzal	IND	4,012
Khan Afzal	IND	3,994
Col. (R) Amanullah Khan	IND	3,481
Shah Iran	IND	2,621
M. Nawaz	IND	2,447
M. Zarin	IND	1,540
M. Amin	IND	861
Speen Gul	IND	243

NA 30
Tribal Area 4
North Waziristan Agency

Registered voters	120,759		
Total votes polled	51,226	Turnout	42.4%
Valid votes	50,612	Rejected votes	614

M. Dindar	IND	22,721
M. Ajmal Khan	IND	13,376
Said Azam	IND	4,564
M. Sharif	IND	2,533

Gul Hayat Institute

Rehman Gul	IND	2,142
Noor Janat Gul	IND	1,807
Mashar Khan	IND	924
Khan Azhar	IND	667
M. Yaqoob Khan	IND	239
Samar Gul	IND	233
Sherin Akbar	IND	205
M. Sher	IND	174
M. Asghar Khan	IND	154
M. Sharif Khan	IND	123
Syed Mustafa Kamal	IND	105
Awaz Khan	IND	95
Jehanzeb	IND	84
Said Noor Khan	IND	76
Amal Zar	IND	72
Mamoor Khan	IND	63
M. Hashim	IND	55
Janat Rehman	IND	52
Arsalla Khan	IND	34
Zarmali Khan	IND	28
Rasool Din	IND	27
Nadir Khan	IND	12
Nasrullah Khan	IND	11
Niamatullah Khan	IND	8
Ashrafullah	IND	7
Munawar Khan	IND	7
Khurshid Muhammad	IND	6
Khalifa Abdul Latif	IND	4
Noor M. Khan	IND	4

NA 31
Tribal Area 5
South Waziristan Agency

Registered voters	420,275		
Total votes polled	82,536	Turnout	19.6%
Valid votes	80,140	Rejected votes	2,396

Molana Noor Muhammad	IND	25,604
Gen. (R) Alam Jan Mahsud	IND	15,466
Abdul Qayoom Khan	IND	10,060
Raza Khan	IND	9,308
Molana M. Saleh Shah	IND	4,967
Anwar Kamal Wazir	IND	4,202
Malik Mirza Alam Khan	IND	2,902
Aziz-ul-Hussain Wazir	IND	2,534
Saleem Khan	IND	1,154
M. Zaman Mahsud	IND	1,063
Haji Dashat Khan	IND	641
Ghalib Khan	IND	496
M. Zaman	IND	420
Feroz Khan	IND	303
Dilawar Khan	IND	192
M. Amin Khan	IND	139
Maazullah Khan	IND	131
Abdul Karim Khan Mahsud	IND	120
Khurshid Alam Khan	IND	100
Atlas Khan	IND	91
Jalal Khan	IND	65
Sardar Hassan Khan	IND	55
Alamzeb Khan	IND	50
Babo Khan	IND	46
Haji M. Kalam Khan	IND	31

NA 32
Tribal Area 6
Bajaur Agency

Registered voters	78,736		
Total votes polled	51,408	Turnout	65.3%
Valid votes	50,089	Rejected votes	1,319

Haji Lal Karim	IND	14,519
Mian Shah Jehan	IND	8,009
M. Dawood Khan	IND	5,631
Bismillah Khan	IND	5,380
Shahabuddin Khan	IND	3,748
Haji Gulzada	IND	2,433
Molvi Abdul Haleem	IND	2,388
Said Abdul Manan Jan	IND	1,089

Gul Hayat Institute

M. Akbar	IND	727
Malik Mahboob Jan	IND	680
Umar Khitab Sharifkhanvi	IND	566
M. Nawaz Khan	IND	565
Engr. Afsar Khan	IND	535
Akhunzada Chittan	IND	487
Burhanuddin Khan	IND	484
Mian Habib-ur-Rehman	IND	479
Engr. Fazli Karim	IND	400
Khaista Gul	IND	307
M. Ihsanullah	IND	257
Haji Rahman	IND	254
Hazrat Rasool	IND	247
Bashirullah	IND	191
M. Rahim	IND	179
Hafiz M. Jan	IND	177
Adam Khan	IND	170
Sahabzada Bahauddin	IND	142
Malik Khanzeb	IND	45

NA 33
Tribal Area 7
Khyber Agency

Registered voters	189,533		
Total votes polled	75,666	Turnout	39.9%
Valid votes	74,683	Rejected votes	983

Abdul Latif Afridi	IND	16,075
Noor-ul-Haq Qadri	IND	14,745
Malik Darya Khan Zakhakhel	IND	7,270
Engr. Noor Alam	IND	6,869
Mian Gul Afridi	IND	5,844
Haji M. Shah Afridi	IND	4,634
Rashid Gul	IND	3,182
Imran Khan Afridi	IND	2,764
Sahabzada S. M. Umar Banori	IND	2,485
Haji Ahmad Khan Kukikhel	IND	2,203
Faizullah Shah	IND	1,544
Akhunzada M. Anwar	IND	1,333
Ali Akbar	IND	1,063
Pir Roohullah Shah Banori	IND	655
Dr. Nusrat Ali Afridi	IND	584
Saidra Hassan	IND	362
Malik Waris Khan Afridi	IND	343
Khursheed Khan Afridi	IND	320
Abdul Rafiq	IND	282
Haji Nawab Khan	IND	269
Naveed Kamal	IND	266
Afrasiab Afridi	IND	252
Maj. (R) Bakhat H. Shinwari	IND	252
Saif-ur-Rehman Shinwari	IND	245
Rafiullah Shinwari	IND	229
Saidan Shah Shinwari	IND	184
Ziarat Khan Zakhakhel	IND	121
M. Hashim Khan	IND	90
Akhtar Jan	IND	89
Sharbat Ali	IND	56
Inayatullah Afridi	IND	51
Khitab Gul Shinwari	IND	22

NA 34
Tribal Area 8
Tribal areas attached to Peshawar, Kohat, Bannu, Dera Ismail Khan, Tank and Lakki Marwat districts

Registered voters	184,840		
Total votes polled	54,086	Turnout	29.3%
Valid votes	53,613	Rejected votes	473

Malik Haji Baz Gul Afridi	IND	16,670
Malik Noor Sher	IND	7,057
Said Khan	IND	5,582
Masood Khan Afridi	IND	4,206
M. Nadir Shah	IND	4,045
Syed Shakirullah Shah	IND	3,189
Said Wazir Khan	IND	2,966
Zahir Shah Storiani	IND	2,554
Haji M. Jan Khan Afridi	IND	2,209

Gul Hayat Institute

Ibrahim Afridi	IND	1,213
Zahir Shah	IND	1,090
Malik Haji Feroz	IND	551
Rooh-ul-Amin	IND	458
Nasrullah	IND	414
Taj Khan	IND	294
Ghulam Hassan Afridi	IND	281
Malik Taj Ali Afridi	IND	152
M. Azam Afridi	IND	116
Khunaikhel	IND	90
Malik Haji Fateh Khan	IND	88
Malik Said Amir	IND	87
Tahoor-ul-Islam	IND	77
Abdul Razzaq	IND	48
Qayoom Khan	IND	48
Noor Zaman	IND	40
Jan Bahadur Khan	IND	31
Malik Anayatullah Afridi	IND	26
Javed Iqbal	IND	23
Malik Haji Gul Wali Khan	IND	8

NA 35: Federal Capital

NA 35
Islamabad

Registered voters	228,651		
Total votes polled	105,264	Turnout	46.0%
Valid votes	104,199	Rejected votes	1,065

Syed Zafar Ali Shah	PML (N)	67,500
Syed Nayyar Hussain Bokhari	PPP	29,847
Imran Khan	PTI	5,868
Wasaal Ahmad Shahid	HPG	577
Nadeem Mukhtar Ch.	IND	407

Gul Hayat Institute

NA 36 to 150: Punjab

NA 36
Rawalpindi 1

Registered voters	284,796		
Total votes polled	111,333	Turnout	39.1%
Valid votes	108,348	Rejected votes	2,985

Shahid Khaqan Abbasi	PML (N)	65,194
Z. Babar Awan, Adv.	PML (J) (C)	21,768
Javed Iqbal Satti	IND	21,386

NA 37
Rawalpindi 2

Registered voters	285,110		
Total votes polled	126,908	Turnout	44.5%
Valid votes	124,620	Rejected votes	2,288

Ch .M. Khurshid Zaman	PML (N)	75,567
Raja Pervaiz Ashraf	PPP	44,511
Malik Khalid Mazhar	PTI	3,291
Zahoor Alam Bhatti	PPP (SB)	1,251

NA 38
Rawalpindi 3

Registered voters	326,699		
Total votes polled	109,210	Turnout	33.4%
Valid votes	107,750	Rejected votes	1,460

Sheikh Rasheed Ahmad	PML (N)	72,183
■ Naheed Khan	PPP	24,714
Badshah Mir Khan Afridi	IND	6,228
M. Akmal Mirza	PTI	3,806
Haji M. Salim Khan Cheema	JML (J)	669
A. Z. Malik Abdul Hameed	IND	150

NA 39
Rawalpindi 4

Registered voters	332,224		
Total votes polled	126,829	Turnout	38.2%
Valid votes	125,485	Rejected votes	1,344

M. Ijaz-ul-Haq	PML (N)	87,392
Raja Shahid Zafar	PPP	31,838
Ch. Zamurrad Hussain, Adv.	PTI	5,174
■ Safia Yameen	IND	754
Talib Hussain Qureshi, Adv.	JUP	188
Syed Imtiaz Hussain Bokhari	IND	139

NA 40
Rawalpindi 5

Registered voters	262,338		
Total votes polled	127,308	Turnout	48.5%
Valid votes	125,094	Rejected votes	2,214

Ch. Nisar Ali Khan	PML (N)	79,255
Sardar Shoaib Mumtaz Khan	PPP	41,008
Ch. Ghulam Jilani	PTI	3,588
Abdul Qadir Khan	HPG	1,243

NA 41
Attok 1

Registered voters	264,819		
Total votes polled	115,100	Turnout	43.5%
Valid votes	111,749	Rejected votes	3,351

Sheikh Aftab Ahmad	PML (N)	67,275
Malik M. Aslam Khan	PPP	35,204
Hafiz M. Saeed	IND	4,094
Engr. Raees Ahmad Khan	PTI	3,416
Maqbool Illahi Siddiqi alias Baghi Qalandar	IND	1,760

Gul Hayat Institute

NA 42
Attok 2

Registered voters	298,851		
Total votes polled	152,753	Turnout	51.1%
Valid votes	148,488	Rejected votes	4,265

Malik Lal Khan	PML (N)	83,921
Malik Atta Muhammad	PPP	60,319
Khaki Jan	PTI	4,248

NA 43
Chakwal 1

Registered voters	304,055		
Total votes polled	125,175	Turnout	41.2%
Valid votes	122,811	Rejected votes	2,364

Lt. Gen. (R) Malik Abdul Majeed	PML (N)	84,900
Raja Munawar Ahmad	PPP	32,293
Ch. M. Ali Khan	IND	2,977
Syed M. Asghar Ali Shah	PTI	1,671
Syed Munawar Hussain Naqvi	IND	336
M. Salim Asghar	IND	318
Amanullah Khan	IND	316

NA 44
Chakwal 2

Registered voters	285,887		
Total votes polled	139,459	Turnout	48.8%
Valid votes	135,529	Rejected votes	3,930

Sardar Mansoor Hayat Tamman	PML (N)	85,228
Fozia Behram	PML (J) (C)	45,615
Alhaj Malik M. Hayat	PTI	2,974
Malik Lal Khan	IND	1,712

NA 45
Jhelum 1

Registered voters	238,815		
Total votes polled	111,552	Turnout	46.7%
Valid votes	109,068	Rejected votes	2,484

Raja M. Afazal Khan	PML (N)	73,212
Ch. Farrukh Altaf	PPP	32,097
M. Riaz Malik	PTI	2,801
Abdul Majeed Maloot	IND	958

NA 46
Jhelum 2

Registered voters	234,975		
Total votes polled	100,391	Turnout	42.7%
Valid votes	97,440	Rejected votes	2,951

Nawabzada Iqbal Mehdi Khan	PML (N)	60,237
Raja Nasir Ali Khan	PPP	31,346
Raja Fayyaz Asif	PPP (ZAB)	2,549
Tahir Asif Ch.	PTI	2,077
Mazhar Hussain Mirza	PML (Q)	1,231

NA 47
Sargodha 1

Registered voters	264,470		
Total votes polled	106,750	Turnout	40.4%
Valid votes	104,396	Rejected votes	2,354

Adnan Hayat Noon	PML (N)	58,284
Inam-ul-Haq Paracha	PPP	42,192
Ishfaq Akhtar	PTI	1,610
Ch. M. Afzal Gondal	IND	968
Haroon Ehsan Paracha	IND	777
Ch. M. Iqbal Ramay	IND	565

Gul Hayat Institute

NA 48
Sargodha 2

Registered voters	266,838		
Total votes polled	104,405	Turnout	39.1%
Valid votes	101,583	Rejected votes	2,822

Ch. Ghias Ahmad Mela	PML (N)	56,948
Mian Manazir Ali Ranjha	PPP	38,573
Rana M. Yaseen	IND	2,311
Riaz Ahmad Ranjha	PTI	1,221
M. Hussain Warraich	IND	710
Rao Abdul Ghaffar Khan	IND	657
Col. (R) Malik Fazl-ur-Rehman	IND	491
Mian Saif Ahmad Ranjha	IND	402
Ch. Shah Nawaz Ranjha	IND	270

NA 49
Sargodha 3

Registered voters	275,100		
Total votes polled	109,603	Turnout	39.8%
Valid votes	107,793	Rejected votes	1,810

Ch. Abdul Hameed	PML (N)	67,824
Malik M. Aslam Kachila	PPP	37,104
M. Zulfiqar Anwar Bajwa	PTI	1,333
M. Anwar Khurshid	IND	595
Hafiz Abdul Rauf	IND	460
Akhtar Salim Qureshi	IND	353
Malik Khizar Hayat Awan	IND	124

NA 50
Sargodha 4

Registered voters	275,435		
Total votes polled	126,556	Turnout	45.9%
Valid votes	122,518	Rejected votes	4,038

Ch. Anwar Ali Cheema	PML (N)	73,825
Siraj Din Gujjar	PPP	31,527
Sahabzada Ghulam Naseeruddin Sialvi	IND	6,535
Syed Nusrat Ali Shah	PML (J)	6,459
M. Bilal	IND	2,169
Ch.Tahir Javed Arain	PTI	1,203
Riaz Amir alias Abdul Haq	IND	800

NA 51
Sargodha-cum-Khushab

Registered voters	312,081		
Total votes polled	137,808	Turnout	44.2%
Valid votes	133,276	Rejected votes	4,532

Malik Umer Aslam	PML (N)	79,666
Tanveer Sultan Awan	IND	36,617
Asif Hussain Virk	PPP	11,421
M. Aslam Awan	PTI	3,917
Musarrat Nazir	IND	1,655

NA 52
Khushab

Registered voters	270,891		
Total votes polled	121,903	Turnout	45.0%
Valid votes	118,991	Rejected votes	2,912

Sardar Shuja M. Khan	PML (N)	68,959
Malik Ghulam M. Tiwana	IND	44,805
Iftikhar Hussain Aheer	PPP	3,137
Sardar Naveed Haider Khan	PTI	2,090

NA 53
Mianwali 1

Registered voters	262,634		
Total votes polled	105,724	Turnout	40.3%
Valid votes	101,726	Rejected votes	3,998

M. Maqbool Ahmad Khan	PML (N)	39,147
Obaidullah Khan Shadikhel	PML (Q)	36,201
Imran Khan	PTI	17,859
Gul Hamid Khan Rokhri	IND	5,650

Gul Hayat Institute

Abdul Rahman alias Babli Khar	IND	1,831
Shafaullah Khan	IND	488
Mursaleen Khan Khattak	IND	379
Sardar Rafiq Khan	IND	171

NA 54
Mianwali 2

Registered voters	236,829		
Total votes polled	112,490	Turnout	47.5%
Valid votes	109,253	Rejected votes	3,237

Inamullah Khan	PML (N)	53,861
M. Humair Hayat Rokhri	IND	29,638
Dr. Sher Afgan Khan Niazi	PPP	20,758
Abdul Aziz Khan	NPP	3,640
Sardar Rafiq Khan	IND	1,356

NA 55
Bhakkar 1

Registered voters	235,354		
Total votes polled	123,642	Turnout	52.5%
Valid votes	120,530	Rejected votes	3,112

M. Asghar Khan	IND	59,584
M. Zafarullah Khan	PML (N)	58,382
Shafaullah Khan	IND	1,834
M. Arshad Faqir	HPG	730

NA 56
Bhakkar 2

Registered voters	218,328		
Total votes polled	121,424	Turnout	55.6%
Valid votes	118,881	Rejected votes	2,543

M. Zafarullah Khan Dhandla	PML (N)	60,419
Rashid Akbar Khan	IND	58,462

NA 57
Faisalabad 1

Registered voters	266,017		
Total votes polled	115,119	Turnout	43.3%
Valid votes	111,681	Rejected votes	3,438

Rana Zahid Tauseef	PML (N)	72,214
Syed M. Makhdoom	IND	19,048
Mian Zahid Sarfraz	PML (J) (C)	18,977
Mian Abdul Saboor Tariq	PTI	1,442

NA 58
Faisalabad 2

Registered voters	262,846		
Total votes polled	98,269	Turnout	37.4%
Valid votes	95,025	Rejected votes	3,244

Rai Salahuddin Khan	PML (N)	56,668
Rai Ijaz Hussain	PPP	30,032
Rai M. Jaffar Khan	IND	4,414
M. Hayat Khan	PTI	2,194
Ch. Manzoor Ali	IND	1,717

NA 59
Faisalabad 3

Registered voters	267,010		
Total votes polled	103,373	Turnout	38.7%
Valid votes	98,493	Rejected votes	4,880

Alhaj Mian Nasir Ali Khan	PML (N)	46,339
Zahoor Ahmad Shah	PML (J)	22,469
Khan Shahadat Ali Khan Baloch	PPP	19,869
Mehar Maqbool Ahmad Fatiana	IND	5,230
Rao Khizar Hayat Khan	PTI	1,625
Mian Shabbir Hassan Khan	IND	1,252
Zulfiqar Ali	IND	867
M. Iqbal	IND	615
Molana Ziauddin Azad	IND	227

Gul Hayat Institute

NA 60
Faisalabad 4

Registered voters	247,825		
Total votes polled	97,517	Turnout	39.3%
Valid votes	95,515	Rejected votes	2,002

Safdar-ur-Rehman	PML (N)	69,246
Ch. M. Abdullah Ghazi	PML (J) (C)	16,850
Rao Safdar Ali Khan	IND	5,045
Maj. (R) Abdul Basit	IND	4,374

NA 61
Faisalabad 5

Registered voters	261,622		
Total votes polled	110,562	Turnout	42.3%
Valid votes	108,343	Rejected votes	2,219

Mian M. Farooq	PML (N)	69,035
Shahid Nazir Ahmad	PPP	36,801
Zahid Nazir	IND	1,387
M. Ijaz Virk, Adv.	IND	511
M. Naeem Tahir	IND	480
Ch. M. Rasheed Randhawa	IND	129

NA 62
Faisalabad 6

Registered voters	214,360		
Total votes polled	84,013	Turnout	39.2%
Valid votes	82,298	Rejected votes	1,715

Raja Nadir Pervaiz Khan	PML (N)	56,853
Ch. Ghulam Mustafa Bajwa	PPP	22,637
Gul Ijaz Ch.	PTI	863
Abdul Rahman Mughal	IND	606
Sohail Iqbal Bajwa	IND	481
Nisar Ahmad Gujjar	IND	433
Ch. M. Akram Randhawa	IND	425

NA 63
Faisalabad 7

Registered voters	231,411		
Total votes polled	95,102	Turnout	41.1%
Valid votes	94,082	Rejected votes	1,020

Haji M. Akram Ansari	PML (N)	62,963
Haji Riaz Ahmad Ansari	PPP	29,889
Musharaf Ali Khan, Adv.	PTI	942
Pir M. Fazal Haq	JMP	154
M. Mukhtar Rana	IND	134

NA 64
Faisalabad 8

Registered voters	241,416		
Total votes polled	98,029	Turnout	40.6%
Valid votes	96,937	Rejected votes	1,092

Ch. Sher Ali	PML (N)	69,782
Sheikh M. Aslam Guchha	PPP	25,242
Imtiaz Naveed	PTI	1,741
Haji Khalid Saeed	PSL	172

NA 65
Faisalabad 9

Registered voters	281,127		
Total votes polled	112,243	Turnout	39.9%
Valid votes	110,635	Rejected votes	1,608

Mian Abdul Manan	PML (N)	72,840
Mehar Abdul Rashid	PPP	25,652
Mumtaz Ali Cheema	IND	7,729
Mian Khalid Sarfraz	PTI	2,394
Ch. Hanif Ahmad Dogar	IND	1,475
Kh. Atta-ur-Rehman	PPP (SB)	309
Dr. Ahmad Saeed Khan	MJAHP	236

Gul Hayat Institute

NA 66
Jhang 1

Registered voters	250,290		
Total votes polled	103,760	Turnout	41.5%
Valid votes	100,649	Rejected votes	3,111

Qaiser Ahmad Sheikh	IND	39,272
Syed M. Raza Shah	PML (N)	19,446
Sardarzada Zafar Abbas Syed	PPP	14,714
Malik Ghulam Abbas Nissoana	IND	13,390
Sardar M. Ali Shah	IND	10,870
Malik Rab Nawaz, Adv.	IND	836
M. Ismail Bodhar Lali	IND	769
Ch. Ahmad Khan Daoka	IND	533
Hafiz M. Abu Bakar	MIP	461
Malik M. Nazir Umer	PDP	239
Hafiz Fazal Ahmad	JUI (F)	119

NA 67
Jhang 2

Registered voters	260,023		
Total votes polled	105,580	Turnout	40.6%
Valid votes	102,325	Rejected votes	3,255

Molana Haji M. Rehmatullah	PML (N)	52,911
Makhdoomzada Syed Asad Hayat	PPP	25,165
Mehar M. Nawaz Khan	IND	22,681
Ch. M. Khan Chaddar	PTI	1,568

NA 68
Jhang 3

Registered voters	276,479		
Total votes polled	114,218	Turnout	41.3%
Valid votes	111,079	Rejected votes	3,139

Nawab Amanullah Khan Sial	PML (N)	60,490
Molana M. Azam Tariq	MIP	44,796
Sahabzada Riaz-ul-Hassan	IND	2,697
M. Zahid	IND	1,081
M. Ali Sial	IND	649
M. S. Fakhri	IND	619
M. Ajmal Nawaz Naul	IND	415
Abdul Ghafoor Jhangvi	IND	332

NA 69
Jhang 4

Registered voters	272,989		
Total votes polled	121,306	Turnout	44.4%
Valid votes	118,835	Rejected votes	2,471

■ Syeda Abida Hussain	PML (N)	68,577
Makhdoom Syed Faisal Saleh Hayat	PPP	44,211
Molana Abdul Ghafoor Jhangvi	MIP	4,344
Syed Abid Hussain Shah	IND	1,703

NA 70
Jhang 5

Registered voters	264,360		
Total votes polled	111,564	Turnout	42.2%
Valid votes	109,167	Rejected votes	2,397

Sahabzada M. Tahir Sultan	PML (N)	70,662
Sahabzada M. Nazeer Sultan	PPP	33,483
Tajammul Hussain	IND	2,158
Mulazim Hussain Jafari	IND	1,372
Sardar Azhar Ali Maken	PTI	822
Sahabzada Sultan Abdul Majeed	IND	670

NA 71
Toba Tek Singh 1

Registered voters	272,214		
Total votes polled	122,269	Turnout	44.9%
Valid votes	118,769	Rejected votes	3,500

Ch. Asad-ur-Rehman	PML (N)	77,777
Khalid Ahmad Khan Kharal	PPP	32,036
Rai Attiq-ur-Rehman	IND	3,743
Ghulam Shabbir Khan	IND	2,754

Gul Hayat Institute

Ch. Ikram-ul-Haq	PTI	2,016
Ch. M. Yusuf Javed	IND	443

NA 72
Toba Tek Singh 2

Registered voters	240,373		
Total votes polled	107,090	Turnout	44.6%
Valid votes	104,471	Rejected votes	2,619

Ch. Abdul Sattar s/o Mian Sultan Ali	PML (N)	66,886
Ch. M. Ishfaq	PPP	29,701
Abdul Rahman	PTI	2,038
Ch. Abdul Sattar s/o Khairdin	IND	1,848
Tanveer Aalam Mian, Adv.	PML (J)	1,343
M. Hanif	IND	706
Mian M. Javed Iqbal	IND	621
A. G. Aadil	PPP (SB)	596
M. Aslam	IND	325
Mian Manzoor Ahmad, Adv. Mudeypuri	IND	210
Syed M. Ayub Shah	IND	197

NA 73
Toba Tek Singh 3

Registered voters	238,890		
Total votes polled	116,062	Turnout	48.6%
Valid votes	113,425	Rejected votes	2,637

Hamza s/o Molvi Abdullah	PML (N)	43,931
Ch. Amjad Ali Warraich	IND	39,278
Haji M. Ishaq	PPP	23,357
Mehar M. Sadiq	IND	4,474
Hamza s/o Niamat Ali	IND	1,195
Ch. Abdul Hameed Kahloon	PPP (SB)	758
Mushtaq Ahmad Ishtiaq Dhaul	PTI	432

NA 74
Gujranwala 1

Registered voters	299,373		
Total votes polled	125,326	Turnout	41.9%
Valid votes	122,542	Rejected votes	2,784

Col. Ghulam Sarwar Cheema	PML (N)	68,236
Ch. Hamid Nasir Chattha	PML (J) (C)	45,823
Ch. Hassan Nawaz	PTI	2,761
Nasrullah Khan	IND	2,492
Adnan Sarwar Cheema	IND	1,977
Syed Safdar Hussain Rizvi	IND	407
M. Fayyaz Chattha	IND	376
Sabir Ali Ch.	IND	263
Malik Abdur Rehman Sadiq	IND	207

NA 75
Hafizabad

Registered voters	305,014		
Total votes polled	127,363	Turnout	41.8%
Valid votes	123,951	Rejected votes	3,412

Afzal Hussain Tarar	PML (N)	63,925
Ch. Mehdi Hassan Bhatti	PPP	51,870
Ch. Nazar Abbas Bhatti	IND	3,144
Shahadat Khan Bhatti	PTI	2,453
Malik M. Wazir Awan	IND	2,001
Mian Shahid Hussain Khan Bhatti	IND	558

NA 76
Gujranwala 3

Registered voters	284,420		
Total votes polled	95,320	Turnout	33.5%
Valid votes	94,307	Rejected votes	1,013

Ghulam Dastgir Khan	PML (N)	64,108
Ch. Khalid Humayun	PPP	27,044
Naveed Anwar Naveed	PTI	2,084
Raja M. Pervaiz Khan	IND	488

Gul Hayat Institute

Ghulam Qadir Khan	IND	301
Qari M. Ikram	JUI (S)	232
M. Siddiq Nadeem	IND	50

NA 77
Gujranwala 4

Registered voters	267,614		
Total votes polled	100,102	Turnout	37.4%
Valid votes	98,583	Rejected votes	1,519

Ch. Mehmood Bashir Virk	PML (N)	64,729
Kh. M. Aslam Lone	PPP	27,751
Khalid Zafar	PTI	2,394
M. Iqbal Khan Cheema	NPP	2,150
Ch. M. Zahid Javed	IND	647
Rana Zahoor Ahmad Khan	PPP (SB)	462
M. Hussain	IND	234
Kh. Khalid Aziz Lone	IND	216

NA 78
Gujranwala 5

Registered voters	249,854		
Total votes polled	101,899	Turnout	40.8%
Valid votes	100,280	Rejected votes	1,619

Rana Nazir Ahmad Khan	PML (N)	69,009
Ch. M. Abdullah Virk	PPP	21,847
Ch. M. Boota	PTI	3,734
Abdul Ghani	IND	2,598
Ijaz Ahmad Al-Khas	PPP (ZAB)	1,157
Rana Zulqarnain Khan	HPG	463
Imtiaz Ahmad Virk	IND	428
Rana Sagheer Ahmad Khan	IND	384
Malik Mehdi Hassan Khan	PPP (SB)	338
Taj Din Phullan Wali Sarkar	IND	322

NA 79
Gujranwala-cum-Hafizabad

Registered voters	282,875		
Total votes polled	117,470	Turnout	41.5%
Valid votes	114,900	Rejected votes	2,570

Ch. Ijaz Ahmad	PML (N)	58,756
Ch. Liaqat Ali Warraich	IND	26,985
Sardar M. Tariq Raza	PPP	21,018
Gulzar Hussain	IND	3,165
Ijaz Ahmad	IND	1,256
Ghulam Rasool Ranjha, Adv.	PTI	959
Alhaj Ch. M. Arshad Olakh	PPP (ZAB)	627
Liaqat Ali	PPP (SB)	499
Nisar Ahmad	IND	410
M. Abbas Warraich	IND	406
Ch. M. Nawaz Virk	IND	320
Muddasar Qayoom Nahra	IND	294
M. Nawaz Malhi	IND	205

NA 80
Gujrat 1

Registered voters	333,066		
Total votes polled	147,221	Turnout	44.2%
Valid votes	144,212	Rejected votes	3,009

Ch. Mubashir Hussain	PML (N)	87,144
Nawabzada Ghazanfar Ali Gul	PPP	50,716
Dr. Syed Shaukat Hussain	PTI	2,063
Dr. Zahoor Mehdi Faisal	KT	1,587
Ch. Khalid Asghar Ghural	IND	1,233
Ch. Irfan Ahmad Safi	IND	620
M. Ashraf	IND	491
Afrasiab Zafar	IND	358

Gul Hayat Institute

NA 81
Gujrat 2

Registered voters	334,400		
Total votes polled	141,869	Turnout	42.4%
Valid votes	138,409	Rejected votes	3,460

Ch. Shujaat Hussain	PML (N)	86,903
Ch. Ahmad Mukhtar	PPP	41,126
Ch. Tariq Akram	IND	3,444
Ch. Afzaal Anwar	PTI	2,992
Ch. Ajmal Ali Khawar	IND	2,135
Syed Shaukat Kamal, Adv.	PPP (SB)	657
Abdul Malik Rehmani	IND	530
Alhaj Mirza Saeed Beg	AQP	426
Mirza Atta-ur-Rehman	HPG	196

NA 82
Gujrat-cum-Jhelum

Registered voters	356,993		
Total votes polled	156,008	Turnout	43.7%
Valid votes	152,470	Rejected votes	3,538

Syed Manzoor Hussain Shah	PML (N)	88,093
Haji M. Asghar	PPP	44,490
Ch. M. Farooq	PML (J)	9,928
Shahnaz Ahmad	IND	3,657
Arshad Dad	PTI	3,547
Irfan Saleem of Nandowal	IND	877
Syed Noor-ul-Hasan Shah	IND	746
Qamar Zaman	IND	520
Sheikh Qamar-uz-Zaman	IND	506
Ch. Ayyaz Ahmad	IND	106

NA 83
Mandi Bahauddin-cum-Gujrat

Registered voters	310,027		
Total votes polled	125,470	Turnout	40.5%
Valid votes	122,466	Rejected votes	3,004

Mumtaz Ahmad Tarar	PML (N)	64,233
Zafarullah Tarar	PPP	35,104
Syed M. Mehfooz Shah	IND	14,033
Masood Ahmad alias Masood Aftab	IND	3,131
Ch. Ghulam Rasool, Adv.	IND	2,948
Farat Hafeez Sabazwari	PPP (ZAB)	1,509
Maj. Sher M. Gondal	IND	864
Munawar Hussain Tarar	IND	644

NA 84
Mandi Bahauddin

Registered voters	266,188		
Total votes polled	98,421	Turnout	37.0%
Valid votes	95,904	Rejected votes	2,517

M. Iqbal Bosal	PML (N)	56,292
Nazar M. Gondal	PPP	30,749
Umar Hayat Laleka	IND	3,478
Haji M. Afzal	IND	2,184
Ch. Faiz Ahmad, Adv.	PTI	1,143
Ch. M. Nawaz Bosal	IND	1,074
M. Aslam Zouq	IND	984

NA 85
Sialkot 1

Registered voters	227,050		
Total votes polled	84,925	Turnout	37.4%
Valid votes	83,529	Rejected votes	1,396

Kh. M. Asif	PML (N)	64,394
Mian M. Naeem-ur-Rehman	PPP	16,126
Rana Nasrullah Khan	PTI	2,085
Dr. Hafeez Chechhi	PPP (SB)	501
Syed Munawar Hussain Babi	IND	232
Manzoor Illahi Malik	IND	191

Gul Hayat Institute

NA 86
Sialkot 2

Registered voters	269,908		
Total votes polled	120,786	Turnout	44.8%
Valid votes	118,063	Rejected votes	2,723

Amir Hussain	PML (N)	72,370
Khush Akhtar Subhani	PML (J) (C)	37,667
Khalid Javed	IND	4,892
Ch. Abdul Majid, Adv.	PTI	2,691
Col. (R) Mushtaq Khan Khichi	IND	443

NA 87
Sialkot 3

Registered voters	270,359		
Total votes polled	122,621	Turnout	45.4%
Valid votes	119,010	Rejected votes	3,611

Syed Iftikhar-ul-Hassan Shah	PML (N)	71,321
Ijaz Ahmad Cheema	PPP	33,061
Ch. Sadaqat Ali	IND	13,025
Ch. M. Malik Ghumman (Retired)	IND	1,603

NA 88
Sialkot 4

Registered voters	225,385		
Total votes polled	106,947	Turnout	47.5%
Valid votes	104,252	Rejected votes	2,695

Ch. Sikandar Hayat Malhi	PML (N)	66,203
Ch. Abdul Sattar	PML (J) (C)	32,978
M. Ahmad	IND	3,357
Ghulam Abbas (Retired)	IND	1,714

NA 89
Sialkot-cum-Narowal

Registered voters	238,822		
Total votes polled	86,053	Turnout	36.0%
Valid votes	83,782	Rejected votes	2,271

Ch. M. Sarwar Khan	PML (N)	59,340
M. Akbar Kahloon	PPP	20,413
M. Naseer Khan	IND	2,458
Pervaiz Sarwar Anjum	PTI	637
Ch. Ghulam Ahmad Khan	IND	476
Ch. Tahir Sarwar	IND	311
Mansoor Sarwar	IND	147

NA 90
Narowal 1

Registered voters	230,507		
Total votes polled	89,779	Turnout	38.9%
Valid votes	88,158	Rejected votes	1,621

Ahsan Iqbal	PML (N)	59,677
Ch. Akhtar Ali	PML (J) (C)	25,387
Hamid Malhi	PTI	1,740
Ch. Anwar-ul-Haq	IND	1,354

NA 91
Narowal 2

Registered voters	221,181		
Total votes polled	89,142	Turnout	40.3%
Valid votes	85,211	Rejected votes	3,931

Daniyal Aziz	IND	36,940
Ch. M. Rafiq	PML (N)	30,104
M. Ishfaq Taj	IND	11,305
M. Khalid Ch.	PPP	5,310
Noor Ali Taj	PTI	794
M. Afzal	IND	758

Gul Hayat Institute

NA 92
Lahore 1

Registered voters	246,810		
Total votes polled	73,587	Turnout	29.8%
Valid votes	72,610	Rejected votes	977

Mian M. Azhar	PML (N)	57,220
Mian Mehmood Ahmad	PML (J) (C)	11,914
Hasnain-al-Maki	PTI	2,339
Mian M. Asif	IND	1,018
Rana M. Haleem Khan	HPG	119

NA 93
Lahore 2

Registered voters	303,553		
Total votes polled	97,112	Turnout	32.0%
Valid votes	96,108	Rejected votes	1,004

Mian Abdul Waheed	PML (N)	63,068
Salman Taseer	PPP	27,887
Air Marshal (R) Khurshid Anwar Mirza	PTI	3,546
Hameeduddin Mashraqi	KT	623
Syed Asim Raza Sherazi	AQP	340
Javed Amin Khan Nayyar	IND	245
Sheikh Amjad Aziz	IND	182
Maj. (R) Aftab Ahmad Lodhi	TI	159
Inam Ali Bhatti	IND	58

NA 94
Lahore 3

Registered voters	223,935		
Total votes polled	74,575	Turnout	33.3%
Valid votes	73,869	Rejected votes	706

Tariq Aziz	PML (N)	50,227
Mian Misbah Rehman	PPP	17,821
Imran Khan	PTI	4,595
Mian Naveed Aziz	PPP (SB)	435
Almas Haider Kazmi	HPG	312
Dr. Qari Ashfaqullah	PML (Q)	186
Farooq Tariq	AI	179
Faisal Mehmood Khan, Adv.	PDP	63
Haji M. Amjad Ch.	IND	51

NA 95
Lahore 4

Registered voters	224,625		
Total votes polled	67,030	Turnout	29.8%
Valid votes	66,506	Rejected votes	524

Mian M. Nawaz Sharif	PML (N)	50,592
Hafiz Ghulam Mohyuddin	PPP	9,623
Imran Khan	PTI	5,365
Sheikh M. Anwar Saeed	IND	359
Raja Abdul Sattar	PPP (ZAB)	223
Dr. Khakan Bkhat Yawar Khan	IND	133
M. Ashfaq Ch.	IND	72
Nawab Dr. Amber Shahzada	IND	55
Jamil Asghar Khizari	IND	46
Hussain Abbas, Adv.	PAP	38

Mian M. Nawaz Sharif also won another National Assembly seat, NA 12 Abbottabad-cum-Haripur 2, which he retained. By-elections on the vacated NA 95 were held on April 15, 1997 and M. Pervaiz Malik of PML (N) returned successful.

NA 96
Lahore 5

Registered voters	225,247		
Total votes polled	60,997	Turnout	27.1%
Valid votes	60,468	Rejected votes	529

Mian M. Shehbaz Sharif	PML (N)	47,614
M. Hanif Ramay	PPP	10,410
Kh. Sabahuddin Naik	PTI	2,125
Zafarullah Khan	WP	168
Dr. Abdul Qayoom Awan	KT	151

Gul Hayat Institute

Mian M. Shehbaz Sharif also won a Punjab Assembly seat, PP 125 Lahore 10, which he retained. By-elections on vacated NA 96 were held on April 15, 1997 and Kamil Ali Agha of PML (N) returned successful.

NA 97
Lahore 6

Registered voters	308,272		
Total votes polled	87,405	Turnout	28.4%
Valid votes	87,405	Rejected votes	0

M. Ishaq Dar	PML (N)	61,556
Prof. Ijaz-ul-Hasan	PPP	16,958
Dr. Pervaiz Hassan	PTI	7,811
Ch. Ali Hussain	HPG	386
M. Naveed Ch.	PPP (SB)	364
Tariq Atta	IND	251
Syed Ahmad Saeed Karmani	IND	79

NA 98
Lahore 7

Registered voters	294,257		
Total votes polled	76,695	Turnout	26.1%
Valid votes	76,000	Rejected votes	695

Mian M. Munir	PML (N)	55,606
Alhaj Mian Aziz-ur-Rehman Chan	PPP	13,802
Hamid Khan	PTI	5,923
Zahid Bashir	IND	329
Ghulam Nabi Bhatti Allahwala	PDP	112
Malik M. Aslam	IND	86
Syed Mehmood Ali	IND	54
Rana Ahmad Saeed, Adv.	IND	52
M. Yaqoob Sidhu	IND	36

NA 99
Lahore 8

Registered voters	186,952		
Total votes polled	75,389	Turnout	40.3%
Valid votes	74,012	Rejected votes	1,377

Sardar Kamil Umar	PML (N)	50,387
Malik Shah M. Mohsin	PPP	16,901
Dr. Ch. Zahid Akram Natt	IND	4,834
Arif Zia	IND	989
Sohail Asghar Ghurki	IND	354
Shaukat Ali	IND	253
M. Idrees	PTI	215
Ch. Kamran Siddiq	IND	79

NA 100
Lahore 9

Registered voters	176,978		
Total votes polled	80,664	Turnout	45.6%
Valid votes	78,700	Rejected votes	1,964

Ch. M. Ashiq Diyal	IND	28,589
Shaukat Ali	PML (N)	28,089
Ch. Khalid Javed Ghurki	PPP	19,804
Ijaz Ahmad Diyal	IND	589
Malik Tajjamul Hussain	PTI	447
Ch. Shabbir Ahmad Khan	IND	438
Samina Khalid Ghurki	IND	434
Abdul Waheed	IND	310

NA 101
Sheikhupura 1

Registered voters	290,045		
Total votes polled	104,160	Turnout	35.9%
Valid votes	101,467	Rejected votes	2,693

Rana Tanveer Hussain	PML (N)	66,902
Nasir Ahmad Pannu	PPP	26,192
M. Saleem	IND	3,886

Gul Hayat Institute

Mian Ali Asghar	PTI	3,524
Ch. M. Anwar	IND	728
Rana M. Sarwat Iqbal	WP	235

NA 102
Sheikhupura 2

Registered voters	283,351		
Total votes polled	109,193	Turnout	38.5%
Valid votes	106,775	Rejected votes	2,418

Mehmood Akbar Khan	PML (N)	67,003
Haji Munawar Hussain Manj	PPP	33,603
Qaisar Zulfiqar Bhatti	IND	1,980
Ch. M. Inamullah	PTI	1,931
Malik Riasat Ali	PPP	1,639
Ch. M. Khan Manj	IND	619

Haji Munawar Hussain Manj and Malik Riasat Ali both are from same party (PPP).

NA 103
Sheikhupura 3

Registered voters	229,395		
Total votes polled	90,317	Turnout	39.4%
Valid votes	87,896	Rejected votes	2,421

Ch. M. Barjees Tahir	PML (N)	52,199
Rai Ijaz Ahmad Khan	PPP	22,705
Mian Shahid Haider	PTI	5,493
Ishtiaq Ahmad Cheema	IND	2,748
■ Begum Farkhanda Rai	PPP (SB)	2,425
Malik Maqsood Ahmad Awan	IND	1,198
Nazar Hussain Saroya	IND	863
Abdul Latif Anwar	JUI (S)	265

NA 104
Sheikhupura 4

Registered voters	300,548		
Total votes polled	110,189	Turnout	36.7%
Valid votes	107,299	Rejected votes	2,890

Naeem Hussain Chattha	PML (N)	72,038
Ch. Tawakalullah Virk	PPP	28,296
Ch. M. Sadiq Dhillun	PTI	2,760
Sheikh Babar Nasim	PPP (SB)	1,640
M. Saleem Akhtar	AQP	1,545
Malak Hussain Ali Noorka	IND	1,020

NA 105
Sheikhupura 5

Registered voters	252,815		
Total votes polled	86,629	Turnout	34.3%
Valid votes	83,770	Rejected votes	2,859

Rai Mansab Ali Khan	PML (N)	44,049
Mehar Saeed Ahmad Zafar	IND	24,952
Rai Bashir Ahmad Khan Bhatti	PPP	11,269
Rai Sarwar Khan Kharal	PPP (ZAB)	2,193
Ashraf Ali Javed	SI	388
Maahur Rang Illahi	IND	357
Rai Saleem-ur-Rehman Bhatti	PTI	303
Haji Rai M. Nawaz Kharal	IND	259

NA 106
Kasur 1

Registered voters	258,085		
Total votes polled	100,426	Turnout	38.9%
Valid votes	97,784	Rejected votes	2,642

Mian Khurshid Mehmood Kasuri	PML (N)	62,215
Asif Ahmad Ali	PML (J) (C)	27,429
Mehar M. Rafiq	IND	3,910
Sardar M. Hussain	IND	1,642

Gul Hayat Institute

Habibullah Khan	PTI	904
Bakhtiar Mehmood	IND	839
Sardar Qaisar Ali Khan	ANP	535
Sardar Haroon Ahmad Ali	IND	310

NA 107
Kasur 2

Registered voters	198,135		
Total votes polled	90,743	Turnout	45.8%
Valid votes	87,832	Rejected votes	2,911

Ch. M. Hanif Khan	PML (N)	50,927
Mazhar Hayat	PML (J) (C)	22,854
M. Hussain Ansari	IND	6,743
■ Syeda Nelofar Mehdi	IND	3,860
M. Arshad	PTI	2,157
Sahabzada Ahmad Raza Khan	IND	1,022
Malik Waqar Ahmad Khan Naul	IND	269

NA 108
Kasur 3

Registered voters	257,992		
Total votes polled	103,771	Turnout	40.2%
Valid votes	101,597	Rejected votes	2,174

Rana M. Hayat Khan	PML (N)	66,990
Sardar Talib Hassan Nakai	PML (J) (C)	32,160
Sardar Pervaiz Hussain Nakai	IND	1,569
Rana M. Arif	IND	878

NA 109
Kasur 4

Registered voters	248,820		
Total votes polled	97,200	Turnout	39.1%
Valid votes	94,564	Rejected votes	2,636

Molana Moeenuddin Lakhvi	PML (N)	59,977
Sardar M. Arif Nakai	PML (J) (C)	22,652
Abdul Aziz Azizi	JUI (S)	8,120
Sardar M. Ashiq	IND	2,264
Sardar Javed Iqbal	IND	1,551

NA 110
Okara 1

Registered voters	224,608		
Total votes polled	95,436	Turnout	42.5%
Valid votes	93,007	Rejected votes	2,429

Mian M. Zaman	PML (N)	53,567
Rao Sikandar Iqbal	PPP	34,365
Mian Yawar Zaman	IND	2,352
Rao Abdul Mujeeb Khan	IND	1,125
Dr. Manzoor-ul-Hassan	PTI	783
M. Shafi	IND	470
Wing Comm. (R) Ehsan-ul-Haq	IND	194
Sahabzada Mian M. Attiq-ur-Rehman	PDP	151

NA 111
Okara 2

Registered voters	242,109		
Total votes polled	99,659	Turnout	41.2%
Valid votes	96,350	Rejected votes	3,309

Syed Sajjad Haider	PML (N)	49,023
Ch. Shafqat Abbas Rabera	PPP	39,416
Mumtaz Ali Ch.	IND	4,461
Rai M. Khalid Kharal	IND	1,877
Ch. Mehmood Ahmad Gill	PTI	1,227
Rai Ahmad Hassan Kharal	IND	346

Gul Hayat Institute

NA 112
Okara 3

Registered voters	247,953		
Total votes polled	98,698	Turnout	39.8%
Valid votes	95,664	Rejected votes	3,034

Rao Qaiser Ali Khan	PML (N)	47,697
Mian Manzoor Ahmad Wattoo	PML (J)	26,449
Rao M. Ajmal	PPP	16,166
Mian Ahmad Shujah Wattoo	IND	3,076
Dr. Syed Azmat Abbas	PTI	1,814
Rao M. Safdar Khan	AIMP	462

NA 113
Okara 4

Registered voters	247,626		
Total votes polled	103,172	Turnout	42%
Valid votes	100,648	Rejected votes	2,524

Mian M. Yaseen Wattoo	PML (N)	48,960
Mian Manzoor Ahmad Wattoo	PML (J)	46,403
Mian M. Feroze Khan	PPP	4,864
M. Saeed Khan Ladhuka	PTI	421

NA 114
Multan 1

Registered voters	280,711		
Total votes polled	118,004	Turnout	42.0%
Valid votes	115,862	Rejected votes	2,142

Haji Sikandar Hayat Bosan	PML (N)	67,320
Syed Yusuf Raza Gilani	PPP	44,603
Abdur Rehman Khan	PTI	1,385
Syed Ahmad Mujtaba Gilani	IND	1,090
Zafar Ali Bosan	IND	1,081
M. Ramzan	HPG	245
M. Latif Ansar	IND	138

NA 115
Multan 2

Registered voters	298,527		
Total votes polled	85,504	Turnout	28.6%
Valid votes	84,496	Rejected votes	1,008

Haji M. Boota	PML (N)	56,331
Malik Salahuddin Dogar	PPP	24,366
M. Arif Sheikh	PTI	2,390
Abdul Latif Rao	PPP (ZAB)	482
M. Nadeem Qureshi	ANP	286
Ishaq Khan Khakwani (Retired)	PPP (SB)	274
Manshad Ali Qureshi	HPG	199
Syed M. Zaman Shah	IND	99
Pirzada Moeenuddin Qureshi	PSL	69

NA 116
Multan 3

Registered voters	260,393		
Total votes polled	81,159	Turnout	31.2%
Valid votes	80,481	Rejected votes	678

Sheikh M. Tahir Rasheed	PML (N)	47,322
Tanveer-ul-Hassan Gilani	PPP	30,874
Mian Mukhtar Ahmad	IND	1,294
M. Bilal Khan Leghari	IND	812
Ikramuddin	PSL	179

NA 117
Lodhran 1

Registered voters	290,216		
Total votes polled	127,414	Turnout	43.9%
Valid votes	125,137	Rejected votes	2,277

Ghulam Qasim Khan	PML (N)	72,957
Rana Mumtaz Ahmad Noon	PPP	47,501
Rana Riaz Ahmad Noon	IND	3,429
Syed Nasir Ali Rizvi	IND	645
Sardar Sikander Hayat Khan	PTI	605

Gul Hayat Institute

NA 118
Multan-cum-Lodhran

Registered voters	278,749		
Total votes polled	129,174	Turnout	46.3%
Valid votes	127,524	Rejected votes	1,650

M. Siddiq Khan Kanju	PML (N)	84,287
Mirza M. Nasir Baig	PPP	40,236
M. Tufail Thakar	HPG	1,468
Mian Aziz Ahmad Jandeer	PTI	985
Syed Nasir Ali Rizvi	IND	548

NA 119
Multan 4

Registered voters	268,203		
Total votes polled	117,131	Turnout	43.7%
Valid votes	114,937	Rejected votes	2,194

Syed Javed Ali Shah	PML (N)	71,953
Malik Ghulam Abbas Khaki	PPP	38,173
Rana M. Qasim Noon	IND	1,780
Col. (R) Syed M. Younas Ali	PTI	1,606
Hafiz Ghulam Haider	HPG	790
Ch. M. Hanif Meo	IND	635

NA 120
Multan-cum-Khanewal

Registered voters	265,795		
Total votes polled	117,659	Turnout	44.3%
Valid votes	115,738	Rejected votes	1,921

Makhdoom M. Javed Hashmi	PML (N)	59,675
Shah Mehmood Qureshi	PPP	49,346
Riaz Hussain Wahla	IND	3,365
Syed Makhdoom Ghulam Gilani	IND	1,208
Akhtar Hussain Wahla	PTI	956
Arshad Hussain Maitla	IND	652
Iftikhar Akbar Randhawa	HPG	536

NA 121
Khanewal 1

Election proceedings were terminated due to death of a contesting candidate (Molana Zia-ur-Rehman Farooqi). Results of fresh proceedings, with polling held on April 3,1997, are as under.

Registered voters	274,425		
Total votes polled	109,551	Turnout	39.9%
Valid votes	108,080	Rejected votes	1,471

Syed Fakhar Imam Shah	PML (N)	56,225
Raza Hayat Hiraj	PPP	49,251
Rao Khalid Mahmood	IND	1,166
Iftikhar Ahmad Haqani	JUI (F)	1,113
Syed Faisal Imam Shah	IND	325

NA 122
Khanewal 2

Registered voters	258,640		
Total votes polled	103,453	Turnout	40.0%
Valid votes	101,595	Rejected votes	1,858

Aftab Ahmad Khan Daha	PML (N)	60,525
Sardar Allah Yar Hiraj	PPP	36,936
Hameedullah Khan Niazi	PTI	2,271
Brig. (R) Amanullah Khan	IND	1,300
Javed Iqbal Hashmi	IND	563

NA 123
Khanewal 3

Registered voters	263,468		
Total votes polled	120,437	Turnout	45.7%
Valid votes	120,067	Rejected votes	370

■ Majeeda Begum Wyne	PML (N)	68,701
Aslam Bodla	PPP	36,932
Pir Arif Zaman Qureshi	IND	7,978
Pir Shujat Hasnain Qureshi	IND	4,183
Azhar Maqbool Shah, Adv.	PTI	966

Gul Hayat Institute

M. Younas	IND	684
Qari M. Safdar Javed	JUI	398
Mehar M. Afzal Dullu	JUP	141
Tauqeer Abbas Shah	IND	84

NA 124
Sahiwal 1

Registered voters	286,025		
Total votes polled	111,839	Turnout	39.1%
Valid votes	109,272	Rejected votes	2,567

Mian Anwar-ul-Haq Ramay	PML (N)	71,832
Ch. Nauraiz Shakoor Khan	PPP	32,692
Shabbir Ali Ahmad Khan	IND	2,341
Rana M. Hanif Khan	PTI	1,373
M. Ashraf Akhtar Walayatia	IND	691
Mian Khalid Mehmood Ramay	IND	343

NA 125
Sahiwal 2

Registered voters	276,332		
Total votes polled	111,451	Turnout	40.3%
Valid votes	108,243	Rejected votes	3,208

Ch. M. Ashraf	PML (N)	75,214
Mehar Ghulam Farid Kathia	PPP	24,807
M. Saeed Bhutta	NPP	2,543
Dr. Rai Shabbir Ahmad Kharal	PPP (SB)	1,755
Ghulam Farid	IND	1,470
Haji Hafeez-ul-Haq, Adv.	PTI	1,454
Ch. M. Rafiq Zafar (Retired)	IND	1,000

NA 126
Sahiwal 3

Registered voters	297,879		
Total votes polled	130,467	Turnout	43.8%
Valid votes	127,509	Rejected votes	2,958

Rai Ahmad Nawaz	PML (N)	85,145
■ Begum Shahnaz Javed	PPP	39,900
Dr. Imam Bakhsh, Adv.	PTI	1,752
Malik Iqbal Ahmad Langarial	IND	712

NA 127
Pakpattan 1
1993: NA 127 Sahiwal 4

Registered voters	292,249		
Total votes polled	114,350	Turnout	39.1%
Valid votes	111,413	Rejected votes	2,937

Raja Shahid Saeed Khan	PML (N)	66,563
Mian M. Amjad Joyia	PPP	42,765
Ch. Shahbaz Hussain Wains	IND	2,085

NA 128
Pakpattan 2
1993: NA 128 Pakpattan

Registered voters	335,019		
Total votes polled	123,092	Turnout	36.7%
Valid votes	117,785	Rejected votes	5,307

Mehmood Ahmad Khan	PML (N)	67,413
M. Hashim Khan	PPP	38,456
Mian Ghulam M. Ahmad Khan Maneka	IND	8,226
Mian Ahmad Raza Maneka	IND	2,352
Sardar Mansib Ali Dogar	IND	1,338

Gul Hayat Institute

NA 129
Vehari 1

Registered voters	294,559		
Total votes polled	136,539	Turnout	46.4%
Valid votes	133,446	Rejected votes	3,093

M. Nawaz Khan alias Dilawar Khan Khichi	PML (N)	90,967
Noor M. Khan Bhabha	PPP	36,678
Mian Haq Nawaz	PTI	3,062
Khizar Hayat Khan Bhabha	IND	1,769
Malik Riaz M. Miswan	IND	970

NA 130
Vehari 2

Registered voters	293,563		
Total votes polled	127,506	Turnout	43.4%
Valid votes	123,973	Rejected votes	3,533

■ Tehmina Daultana	PML (N)	70,335
Akbar Ali Bhatti	IND	42,355
Ishaq Khan Khakwani	PPP	7,852
Haji Zafar Ali	IND	2,675
Mian Allah Bakhsh Soru	AQP	756

NA 131
Vehari 3

Registered voters	298,147		
Total votes polled	128,335	Turnout	43.0%
Valid votes	125,765	Rejected votes	2,570

Syed Shahid Mehdi Nasim Shah	PML (N)	75,281
Qurban Ali Chuhan	PPP	47,090
Ch. M. Iqbal Gujjar	PTI	1,664
Abdul Rashid Bhatti	IND	1,292
Malik M. Iqbal	IND	438

NA 132
Dera Ghazi Khan

Registered voters	385,089		
Total votes polled	146,082	Turnout	37.9%
Valid votes	142,254	Rejected votes	3,828

Sardar M. Amjad Farooq Khan	PML (N)	73,302
Sardar Mansoor Ahmad Khan	IND	59,761
Khawja Jamaluddin Asghar	PPP	3,005
Sardar M. Jamal Khan	IND	2,732
M. Akbar Khan Hotani	IND	2,731
Dilshad Ahmad Shaheen	IND	568
Molana Fazal-ur-Rehman	JUI (F)	155

NA 133
Dera Ghazi Khan-cum-Rajanpur

Registered voters	366,790		
Total votes polled	142,138	Turnout	38.8%
Valid votes	137,898	Rejected votes	4,240

Sardar M. Jafar Khan Leghari	IND	69,532
Sardar Imtiaz Ahmad Khan Leghari	PML (N)	48,977
Malik M. Iqbal Arain	PPP	9,817
Sardar M. Saifuddin Khan Khosa	IND	3,212
Sardar Mansoor Ahmad Khan Leghari	IND	2,716
Sardar Owais Ahmad Khan Leghari	IND	2,173
Sardar M. Yusuf Khan Leghari	IND	1,471

NA 134
Rajanpur

Registered voters	368,877		
Total votes polled	135,494	Turnout	36.7%
Valid votes	129,719	Rejected votes	5,775

Sardar Nasrullah Khan Dreshak	IND	73,112
Mir Balakh Sher Mazari	IND	37,768
M. Sadiq Khan Sherwani	PML (N)	18,839

Gul Hayat Institute

NA 135
Muzaffargarh 1

Registered voters	239,991		
Total votes polled	117,330	Turnout	48.9%
Valid votes	114,152	Rejected votes	3,178

Jamil Ahmad Hussain Bukhari	PML (N)	67,542
Sardar Abdul Qayoom Khan	PPP	40,880
Sardar Haji Rasool Bakhsh	IND	3,275
Makhdoomzada M. Abdullah Shah	IND	1,410
Manzoor Ahmad Malik	PTI	662
Molana Shah Ahmad Noorani	IND	383

NA 136
Muzaffargarh 2

Registered voters	231,762		
Total votes polled	111,790	Turnout	48.2%
Valid votes	109,016	Rejected votes	2,774

Mian Atta M. Qureshi	PML (N)	48,505
Nawabzada Nasrullah Khan	PDP	46,096
Ghulam M. Murtaza Khar	IND	14,415

NA 137
Muzaffargarh 3

Registered voters	243,391		
Total votes polled	101,717	Turnout	41.8%
Valid votes	98,063	Rejected votes	3,654

Malik Ghulam M. Noor Rabani Khar	PML (N)	61,482
Malik Ghulam M. Fakhar-ur-Rasul Arbi Khar	IND	14,293
Allah Bakhsh Mujahid	PPP	11,527
Sheikh M. Hussain	IND	8,149
Pir Mian Abdul Muneem Bodla	TI	1,365
Dr. Syed Ather Mehdi Kazmi	HPG	725
Ahmad Ali Khan	PTI	522

NA 138
Muzaffargarh 4

Registered voters	259,078		
Total votes polled	107,319	Turnout	41.4%
Valid votes	104,645	Rejected votes	2,674

Mian Ghulam Abbas Qureshi	PML (N)	71,852
Malik Ghulam M. Mustafa Khar	IND	25,910
Mian Salman Afaq	PPP (SB)	2,355
Qari Abdul Kareem Shahab	IND	1,438
Niaz Ahmad Khan Buzdar Baloch	PML (J) (C)	1,227
Mian M. Amjad Abbas	IND	1,127
Umer Farooq Ehsan Qureshi	PTI	519
Ch. M. Abdullah	HPG	217

NA 139
Layyah 1

Registered voters	232,801		
Total votes polled	105,530	Turnout	45.3%
Valid votes	103,334	Rejected votes	2,196

Malik Ghulam Haider Thind	PML (N)	63,098
Malik Niaz Ahmad Jakhar	PPP	37,933
Zafar Iqbal Mughal	PTI	2,303

NA 140
Layyah 2

Registered voters	222,991		
Total votes polled	98,086	Turnout	44.0%
Valid votes	95,884	Rejected votes	2,202

Sahabzada Faiz-ul-Hassan	PML (N)	50,710
M. Jehangir Khan	PPP	28,444
Syed M. Hassan Shah	IND	13,557
Sahabzada Syed Faiz-ul-Hassan	PTI	1,677
Manzoor Hussain	IND	998
Ch. Ghulam Farooq	IND	374
Malik Mushtaq Ahmad Samtia	IND	124

Gul Hayat Institute

NA 141
Bahawalpur 1

Registered voters	365,630		
Total votes polled	126,317	Turnout	34.5%
Valid votes	122,950	Rejected votes	3,367

Nawab Salahuddin Ahmad Abbasi	PML (N)	86,867
Shahzada Saeed-ur-Rasheed Mehmood Abbasi	IND	28,709
Farooq Ahmad Malik	PTI	7,374

NA 142
Bahawalpur 2

Registered voters	300,660		
Total votes polled	117,887	Turnout	39.2%
Valid votes	115,779	Rejected votes	2,108

Sahabzada Farooq Anwar Abbasi	PML (N)	76,518
Ch. Mumtaz Ahmad Jaja	PML (J) (C)	30,611
Raja Mukhtar Ali	PTI	2,386
M. Javed Khan Daulatzai	IND	2,001
Ehsan Bari Mian	IND	1,472
Mian M. Azhar	IND	1,465
Nasim Ahmad Khan	HPG	982
Malik M. Bilal	IND	344

NA 143
Bahawalpur 3

Election proceedings were terminated due to death of a contesting candidate (Molana Zia-ur-Rehman Farooqi). Fresh proceedings, with polling scheduled for April 3, 1997 resulted in uncontested return of M. Aqeel-ur-Rehman of PML (N).

NA 144
Bahawalnagar 1

Registered voters	304,530		
Total votes polled	125,257	Turnout	41.1%
Valid votes	121,558	Rejected votes	3,699

Prof. Dr. Noor M. Ghaffari	PML (N)	70,015
Syed Rashid Ahmad Shah	PML (J) (C)	34,065
Dr. Mian Akhter Ali Laleka	JUI (S)	14,796
Mian Akhter Saeed Wattoo	PTI	1,628
Zafar Ahmad Chishti	PPP (SB)	1,054

NA 145
Bahawalnagar 2

Registered voters	321,556		
Total votes polled	135,369	Turnout	42.1%
Valid votes	132,109	Rejected votes	3,260

Mian Abdul Sattar Laleka	PML (N)	72,440
Mian Mumtaz Ahmad Matiana	PPP	49,033
M. Tahir Mehmood	IND	6,154
Engr. Shafiq Matela	PTI	1,442
Ehsan Bari Mian Dr. Sahib (Retired)	IND	1,393
Mian Allahdad Khan Laleka	IND	819
Ali M. Khan	IND	540
Alhaj Ch. M. Sharif	IND	288

Gul Hayat Institute

NA 146
Bahawalnagar 3

Registered voters	313,501		
Total votes polled	135,831	Turnout	43.3%
Valid votes	132,184	Rejected votes	3,647

Ch. Abdul Ghafoor	PML (N)	72,181
Ali Akbar Mazhar Wanis	PPP	45,590
M. Bashir	IND	10,752
Ehsan Bari Mian Dr. Sahib	IND	1,479
Ch. Nazir Ahmad	PTI	1,458
Dr. Mian Akhtar Ali Laleka	IND	486
Mian Allah Dad Khan Laleka	IND	238

NA 147
Rahimyar Khan 1

Registered voters	346,753		
Total votes polled	127,503	Turnout	36.8%
Valid votes	124,083	Rejected votes	3,420

Syed Ahmad Mehmood	PML (N)	62,052
Makhdoom Syed Ahmad Alam	PPP	54,459
Rais Mushtaq Ahmad	IND	2,481
Ehsan Bari Mian Dr. Sahib	IND	1,991
Haji M. Saifullah Khan (Retired)	IND	1,659
Rais Ghulam Muhammad	PTI	1,441

NA 148
Rahimyar Khan 2

Registered voters	361,030		
Total votes polled	117,963	Turnout	32.7%
Valid votes	115,676	Rejected votes	2,287

Makhdoom Imdaduddin	PML (N)	68,742
Makhdoom Shahabuddin	PPP	42,683
Abdul Majeed Kanju	SNP	2,940
Dr. M. Alam Khan Naroo	IND	1,311

NA 149
Rahimyar Khan 3

Registered voters	361,031		
Total votes polled	127,437	Turnout	35.3%
Valid votes	124,860	Rejected votes	2,577

Ch. M. Jaffar Iqbal	PML (N)	76,201
Zafar Iqbal Warraich	PPP	40,301
Ehsan Bari Mian (Retired)	IND	2,909
Javed M. Khan Mazari	HPG	1,347
Makhdoom Safdar Hussain	PTI	1,287
Ch. Iftikhar Muhammad	IND	948
Abdul Majeed Kanju	SNP	612
M. Sarwar Akhter	IND	492
Engr. Javed Akbar	IND	422
M. Azim Solangi	IND	341

NA 150
Rahimyar Khan 4

Registered voters	337,211		
Total votes polled	124,470	Turnout	36.9%
Valid votes	122,415	Rejected votes	2,055

Syed Ahmad Mehmood	PML (N)	76,440
Sardar Rafiq Haider Khan	PPP	42,687
Sabir Zaki	PTI	2,017
M. Akbar Pehlwan	HPG	1,271

Syed Ahmad Mahmood also won another National Assembly seat, NA 147 Rahimyar Khan 1, which he retained. By-elections on the vacated NA 150 were held on April 15, 1997 and Humayun Akhtar of PML (N) returned successful.

Gul Hayat Institute

NA 151 to 196
Sindh

NA 151
Sukkur

Registered voters	278,148		
Total votes polled	92,444	Turnout	33.2%
Valid votes	91,785	Rejected votes	659

Khurshid Ahmad Shah	PPP	42,459
Islamuddin Sheikh	IND	36,369
Abdul Majeed Pirzada	PPP (SB)	4,869
Naeem Siddiqi	HPG	2,980
Syed Abid Shah Mosavi	PML (N)	2,872
Abdul Qayoom Qureshi	IND	329
Syed Pervaiz Ali Shah	IND	303
Shahid Hussain Mangi	PTI	238
Fazal Rahman Paracha	IND	216
Agha Fakhruddin Khan	IND	169
Lashkar Ali Khan Sheikh	IND	152
Farkh Adil Sheikh	IND	143
Haji Yar M. Ghumro	IND	116
Syed Javed Hussain Shah	IND	100
Hidayatullah	IND	97
Zafar Khan Gadi Pathan	IND	86
Rahim Bakhsh	IND	70
Ali Nawaz Shah	IND	64
Seth M. Taj Dar	IND	59
Chuhan Manzoor Ali Sajidi	IND	50
Najumuddin Sheikh	IND	44

NA 152
Sukkur-cum-Ghotki

Registered voters	215,930		
Total votes polled	76,733	Turnout	35.5%
Valid votes	74,729	Rejected votes	2,004

Ali M. Khan	PPP	51,816
Sardar Haji Khan	IND	11,840
Molana Abdul Qayoom Halejivi	JUI (F)	8,457
M. Sabir Kamboh	HPG	948
Amanullah	IND	637
Sardar Ali Gohar Khan Mehar	IND	228
Faizullah Korai	IND	214
Abdul Kalam Shah	IND	212
Abdul Latif Shah Jilani	IND	190
Jam Saifullah Khan Dharejo	IND	187

NA 153
Ghotki

Registered voters	231,569		
Total votes polled	84,461	Turnout	36.5%
Valid votes	83,129	Rejected votes	1,332

Khalid Ahmad Khan Lund	PPP	46,385
Faqir Abdul Haq alias Mian Mitho	IND	31,825
Molvi M. Ishaq	JUI (F)	2,583
Haji Ahmad Yar Khan	IND	840
Shabrati	IND	772
Mian Farooq Ahmad	IND	463
M. Amin Soomro	IND	261

NA 154
Shikarpur 1

Registered voters	203,814		
Total votes polled	72,455	Turnout	35.5%
Valid votes	70,295	Rejected votes	2,160

Aftab Shaban Mirani	PPP	20,806
Molvi M. Alim Pahore	JUI (F)	19,069
Junaid Ahmad Soomro	PPP (SB)	18,649
Iftikhar Soomro	IND	11,771

Gul Hayat Institute

NA 155
Shikarpur 2

Registered voters	188,091		
Total votes polled	51,150	Turnout	27.2%
Valid votes	49,617	Rejected votes	1,533

Ghous Bakhsh Khan Mehar	IND	27,009
Wahid Bakhsh Khan Bhayo	PPP	20,038
Abdul Qadir Ghumro	IND	970
Agha Sher Khan	IND	584
Agha Rafiuddin Khan	IND	311
Agha Siraj Khan	IND	253
Agha Arsillah Khan	IND	178
Ghulam Rasool Abro	IND	151
Agha Masihuddin Khan	IND	123

NA 156
Jacobabad 1

Registered voters	346,057		
Total votes polled	81,995	Turnout	23.7%
Valid votes	78,043	Rejected votes	3,952

Illahi Bakhsh Soomro	PML (N)	33,700
Khawand Bakhsh Khoso	PPP	21,000
Mir Ahmad Nawaz Jakhrani	PPP (SB)	14,672
Molvi Faiz M. Dool	JUI (F)	4,747
Shafi Muhammad	IND	1,447
Kashmir Khan Jakhrani	IND	1,444
Ijaz Hussain Jakhrani	IND	774
Asghar Ali Panhwar	IND	259

NA 157
Jacobabad 2

Registered voters	324,298		
Total votes polled	75,896	Turnout	23.4%
Valid votes	73,956	Rejected votes	1,940

Mir Hazar Khan	PPP (SB)	41,325
Mir Imran Khan	PPP	21,979
Molana Mufti Ghulamullah	JUI (F)	7,264
Mir Hussain Khan	PML (N)	1,756
Mir Shabir Ali Khan	IND	1,269
Mir Nawab Din	JWP	363

NA 158
Naushero Feroz 1

Registered voters	233,448		
Total votes polled	81,700	Turnout	35.0%
Valid votes	81,299	Rejected votes	401

Ghulam Mustafa Khan Jatoi	NPP	49,334
Haji Rehmatullah Behan	PPP	24,405
Syed Mithal Shah	PML (N)	4,571
Molana Hafiz M. Hasan Bangsh	JUI (F)	959
M. Younas Behan	IND	540
Khan M. Jamali	IND	284
Syed Zafar Ali Shah	IND	220
Dil Murad Jamali	IND	205
Ghulam Rasool Jatoi	IND	159
Zulfiqar Ali Bahan	SI	146
Masroor Khan Jatoi	PMI	117
Ghulam Qadir Chandio	IND	115
Mumtaz Ali Jamali	SNP	94
Arif Mustafa Jatoi	IND	76
Abdul Rashid	HPG	74

NA 159
Naushero Feroz 2

Registered voters	272,893		
Total votes polled	113,931	Turnout	41.7%
Valid votes	112,180	Rejected votes	1,751

Asghar Ali Shah	PML (N)	38,080
Khalid Mian Rajpar	PPP	28,468
Ghulam Rasool Jatoi	NPP	27,454
Zafar Ali Shah	PPP (SB)	13,536
Abdul Sattar Abbasi	IND	2,047
M. Luqman Siyal	IND	981

Gul Hayat Institute

Ghulam Asghar Abbasi	IND	502
Ghulam Murtaza Khan Jatoi	IND	282
Arif Mustafa Jatoi	IND	221
Munawar Ali Shah	IND	213
Ghulam Hassan Abbasi	IND	149
M. Sharif Malak	HPG	132
Nadir Ali Rajpar	IND	115

NA 160
Nawabshah 1

Registered voters	292,541		
Total votes polled	95,324	Turnout	32.6%
Valid votes	92,744	Rejected votes	2,580

Syed Shaukat Hussain Shah	PML (N)	37,964
■ Faryal Talpur	PPP	29,634
Abdul Raoof Khan	HPG	15,163
Syed Noor Ahmad Shah	PPP (SB)	6,200
Kamran Azizullah Abro	IND	911
Khan M. Khaskheli	IND	586
Rais Illahi Bakhsh Dhari	IND	509
Rao M. Yaqoob Khan	IND	358
Mumtaz Ali Jamali	IND	354
Syed Azam Hussain Shah	PMI	252
Syed Nawaz Ali Shah	IND	225
Inayat Ali Rind	IND	187
M. Akram Mirza	PTI	178
Khan M. Jamali	IND	150
Hakim Ali Zardari	IND	73

NA 161
Nawabshah 2

Registered voters	236,326		
Total votes polled	77,121	Turnout	32.6%
Valid votes	74,304	Rejected votes	2,817

Syed Shabir Ahmad Shah	PML (N)	40,043
Mushtaq Ahmad Rahu	PPP	26,731
Sardar Asif Illahi Dahri	PPP (SB)	4,570
Sardar Jam Tamachi Unar	IND	850
Faryal Talpur	IND	601
Syed Photal Shah	IND	583
Moula Bakhsh Khaskheli	IND	408
Hakim Ali Zardari	IND	183
Ghulam Mustafa Shah	IND	180
Asim Kabeer	HPG	155

NA 162
Khairpur 1

Registered voters	333,781		
Total votes polled	126,047	Turnout	37.8%
Valid votes	125,942	Rejected votes	105

Syed Ghous Ali Shah	PML (N)	58,136
Syed Asad Ali Shah	PPP	50,984
Pir Syed Sibghatullah Shah	IND	7,660
Irshad Jilani	PPP (SB)	4,170
Tahir Imtiaz Phulpoto	IND	1,655
Ariz M. Gopang	IND	1,445
Syed Shabbir Haider Shah	IND	833
Tauseefullah Sheikh	PTI	286
Syed Qaim Ali Shah	IND	209
Syed Zahid Hussain Shah	IND	140
Dr. Hassan Ali Solangi	IND	139
Shafi M. Chandio	IND	132
Syed Shakir Ali Shah	IND	90
M. Ali Kalhoro	IND	63

NA 163
Khairpur-cum-Sukkur

Registered voters	337,785		
Total votes polled	123,467	Turnout	36.6%
Valid votes	121,020	Rejected votes	2,447

Pir Syed Fazal Ali Shah Gilani	PPP	53,498
Syed Saderuddin Shah	IND	45,804
Pir Syed Niaz Hussain Shah Jilani	PML (N)	15,267

Gul Hayat Institute

Makhdoom M. Rafiq	PPP (SB)	3,718
Fakir Bakhat Ali Hisbani	UNA	1,770
Pir Syed Haji Gul Shah Jilani	IND	495
Syed Shakir Ali Shah	IND	373
Pir Syed Ashiq Mohyuddin Shah	IND	95

NA 164
Larkana 1

Registered voters	283,871		
Total votes polled	94,349	Turnout	33.2%
Valid votes	92,587	Rejected votes	1,762

■ Begum Nusrat Bhutto	PPP	39,045
Altaf Hussain Unar	IND	22,269
■ Ghinwa Bhutto	PPP (SB)	20,528
■ Rasheeda Khuhro	PML (N)	6,301
■ Ashraf Khatoon Abbasi	IND	2,004
Molvi Ali Muhammad	JUI (F)	1,002
■ Khaksar Sabiha Sultana	KT	797
Moula Bakhsh Junejo	PTI	347
Nisar Ahmad Khuhro	IND	197
Abdul Sattar Morio	IND	97

NA 165
Larkana 2

Registered voters	244,530		
Total votes polled	80,753	Turnout	33.0%
Valid votes	77,437	Rejected votes	3,316

Shabbir Ahmad Chandio	PPP	35,377
■ Ghinwa Bhutto	PPP (SB)	24,085
Altaf Hussain Tunio	PML (N)	12,820
Molana M. Siddiq Mugheri	JUI (F)	2,913
Khaksar Tariq Masood Mughal	KT	1,280
■ Ashraf Khatoon	IND	532
Sardar Khan Chandio	IND	430

NA 166
Larkana 3

Registered voters	280,911		
Total votes polled	88,230	Turnout	31.4%
Valid votes	84,097	Rejected votes	4,133

■ Benazir Bhutto	PPP	46,992
Farooq Ali Bhutto	PPP (SB)	22,015
Dr. Khalid Mehmood Soomro	JUI (F)	6,901
Abdul Hameed Mugheri	PML (N)	2,952
Dr. Mazhar Ali Mughal	IND	1,978
Syed Hassan Ali Shah	IND	1,337
Mir Amir Khan Magsi	IND	782
Abdul Nabi Khan Brohi	PTI	596
Mir Nadir Ali Magsi	IND	214
Abdul Rashid Jatoi	IND	192
Allah Bakhsh Jalbani	IND	138

NA 167
Hyderabad 1

Registered voters	189,026		
Total votes polled	70,414	Turnout	37.2%
Valid votes	68,525	Rejected votes	1,889

Makhdoom Ameen Faheem	PPP	40,743
Makhdoom Shah Nawaz	PPP (SB)	18,187
Syed Shahabuddin Shah	PML (J)	5,639
Syed Shah M. Shah	PML (N)	1,816
Ghulam Rasool	IND	821
Makhdoom Jamil-uz-Zaman	IND	324
Zulfiqar Ali	IND	317
Syed Shuja M. Shah	IND	277
Shah Zaman Shah	IND	225
Ali Jan	HPG	176

Gul Hayat Institute

NA 168
Hyderabad 2

Registered voters	218,592		
Total votes polled	74,596	Turnout	34.1%
Valid votes	73,845	Rejected votes	751

Tariq Javed	HPG	51,226
Sahabzada Shabbir Ansari	IND	16,243
Alhaj M. Umer Qureshi	PPP	3,223
M. Kasim Sheikh	PPP (SB)	1,293
Nasir Pirzada	PTI	690
Nawab Mirza, Adv.	IND	520
Riaz Qureshi	MQM (H)	258
Sheikh M. Yaqoob	MKP (KBG)	226
M. Ali Gohar	PML (J)	92
Molana Taj M. Nahiyoon	IND	74

NA 169
Hyderabad 3

Registered voters	237,094		
Total votes polled	77,947	Turnout	32.9%
Valid votes	77,416	Rejected votes	531

Dr. Khalid Maqbool Siddiqi	HPG	54,044
M. Rashid Naghar	PML (N)	12,388
Zahid Ali Bhurgri	PPP	8,254
■ Shazia Akbar Abbasi	PPP (SB)	1,485
Engr. Asghar Noorani	PTI	823
Qais M. Sheikh	MQM (H)	163
Saad Shibli	IND	161
Rashid Ahmad Khan	IND	98

NA 170
Hyderabad 4

Registered voters	229,230		
Total votes polled	75,517	Turnout	32.9%
Valid votes	74,069	Rejected votes	1,448

Naveed Qamar	PPP	39,225
Mir Haider Ali Khan Talpur	PML (N)	15,950
Yusuf Ali Kousar Bhatti	PPP (SB)	14,920
Abdul Hakeem Memon Wakil	IND	1,000
Pir Sajjad Sarhandi	IND	663
Syed Anwar Hussain Shah	IND	486
Farhan Nabi Memon	IND	441
Ghulam Hussain Solangi	IND	362
Dr. Aziz Talpur	AT	273
Mir Ghulam Ali Khan Talpur	IND	256
M. Yameen	HPG	168
Aleemuddin	IND	140
Syed Jial Shah	IND	133
Miran M. Shah	IND	52

NA 171
Hyderabad 5

Registered voters	236,581		
Total votes polled	81,083	Turnout	34.3%
Valid votes	79,233	Rejected votes	1,850

■ Benazir Bhutto	PPP	47,897
Allah Bakhsh Khan Magsi	PPP (SB)	22,290
■ Nawab Huma Talpur	PML (N)	4,335
Shahid Wahab	HPG	1,103
Abdul Latif Daudpota	IND	776
Dr. Dodo Mahari	UNA	713
Abdul Ghani Daras	IND	527
Rasool Bakhsh Bhutto		
alisa Aslam Bhutto	IND	425
Mir Haider Ali Khan Talpur	IND	324
Ayub Bhai	IND	295
Abdul Sattar Bachani	IND	251

Gul Hayat Institute

Mir Ghulam Akbar	IND	178
Syed Umaid Ali Shah	IND	119

Benazir Bhutto also won National Assembly seat, NA 166 Larkana 3, which she retained. By-elections on the vacated NA 171 were held on April 15, 1997 and Syed Ali Nawaz Shah of PPP returned successful.

NA 172
Badin 1

Registered voters	228,655		
Total votes polled	64,155	Turnout	28.1%
Valid votes	62,435	Rejected votes	1,720

Abdul Sattar Sariwal	PPP	25,145
Ghulam Ali Khan Nizamani	PML (N)	18,040
Haji Abdullah Halepota	PPP (SB)	11,003
Ali Akbar Nizamani	IND	4,247
Dr. Qadir Magsi	UNA	2,952
Shafi M. Nizamani	IND	528
Haji Allahdino Leghari	IND	520

NA 173
Badin 2

Registered voters	215,231		
Total votes polled	63,125	Turnout	29.3%
Valid votes	62,071	Rejected votes	1,054

■ Dr. Fahmida Mirza	PPP	26,737
Syed Ali Bakhsh Shah	PML (N)	23,599
Pir Altaf Hussain Shah	PPP (SB)	8,306
Liaqat Ali Bhurgari	UNA	1,965
Kazi Amjad Abid Abbasi	IND	466
M. Rahim Boohar	IND	423
Dr. Fawad Hussain Mirza	IND	210
M. Iqbal Qassar	PTI	149
Ghulam Ali Nizamani	IND	93
Abdullah Sheedi	IND	79
Nadir Hussain Khwaja	IND	26
Mazhar Ali Ansari	IND	18

NA 174
Mirpurkhas

Registered voters	277,535		
Total votes polled	97,151	Turnout	35.0%
Valid votes	95,404	Rejected votes	1,747

Pir Aftab Hussain Shah Gilani	PPP	34,477
Syed Qurban Ali Shah	PML (N)	29,418
Shabbir Ahmad Qaimkhani	HPG	28,482
Abdul Ghaffar Qureshi	IND	1,216
Zahid Ali Khan Qaimkhani	MQM (H)	618
M. Ayub Khan	PTI	350
Shamsuddin Sheikh, Adv.	IND	295
Dost Muhammad	IND	232
Ali Hassan	IND	147
Pir Shafqat Hussain Shah	IND	122
Abid Hussain Rajput	IND	47

NA 175
Mirpurkhas-cum-Umerkot

Registered voters	217,968		
Total votes polled	78,168	Turnout	35.9%
Valid votes	77,266	Rejected votes	902

Pir Noor M. Shah Jilani	PML (N)	28,678
Nawab M. Yusuf Talpur	PPP	22,310
M. Asad Ali Khan Junejo	PML (J) (C)	16,000
Ghulam Mustafa Khaskheli	PPP (SB)	5,588
Rasool Bakhsh Rajar	IND	2,164
Anwar Ali	IND	794
M. Jadam Mangrio	IND	672
Ghulam Mustafa	HPG	632
M. Yusuf Leghari	IND	176
M. Anwar Gondal	IND	105
Sufi Fateh Ali	IND	88
Nawab Abdul Ghani Talpur	IND	59

Gul Hayat Institute

NA 176
Tharparkar
1993: NA 176 Thar

Registered voters	195,760		
Total votes polled	86,738	Turnout	44.3%
Valid votes	85,080	Rejected votes	1,658

Arbab Ghulam Rahim	IND	53,888
Makhdoom Saeed-uz-Zaman Atif alias Makhdoom Ghulam Haider	PPP	28,860
Arbab Zakaullah	IND	1,113
Arbab Faiz Muhammad	IND	538
Pir Aftab Hussain Shah	IND	476
Qurban Ali Kaloi	IND	205

NA 177
Dadu 1

Registered voters	272,612		
Total votes polled	87,272	Turnout	32.0%
Valid votes	85,652	Rejected votes	1,620

Malik Asad Sikandar	IND	41,223
Pir Zaman Shah Jilani	PPP	34,423
Abdul Salam Rajput	PML (N)	3,146
M. Suleman Bhalai	PPP (SB)	3,000
Iqbal Ahmad	HPG	2,284
Zulfiquar Ali Bhotani	IND	444
Khalid	IND	393
Dr. Qadir Magsi	UNA	219
Nawab Abdul Ghani Talpur	IND	154
Syed Jalal Mehmood Shah	IND	141
Murad Ali Shah	IND	129
Syed Abdullah Shah	IND	96

Malik Asad Sikandar also won a Sindh Assembly seat, PS 58 Dadu 1, which he retained. By-elections on the vacated NA 177 were held on April 15, 1997 and Pir Bakhsh Illahi (Independent) returned successful.

NA 178
Dadu 2

Registered voters	226,557		
Total votes polled	66,033	Turnout	29.1%
Valid votes	64,656	Rejected votes	1,377

Rais M. Bakhsh Jamali	PPP	35,479
Mumtaz Ali Bhand	PPP (SB)	16,946
Sadaqat Ali Jatoi	PML (N)	11,057
Rafiq Ahmad Jamali	IND	363
Ghulamullah Khan Lund	IND	332
Abdul Latif Khushak	PTI	312
Dr. Manzoor Hussain Leghari	IND	167

NA 179
Dadu 3

Registered voters	257,015		
Total votes polled	90,646	Turnout	35.3%
Valid votes	89,015	Rejected votes	1,631

Abdul Hameed Khan Jatoi	PML (N)	40,156
Rafiq Ahmad Mahessar	PPP	37,165
Qazi Shafiq Ahmad	PPP (SB)	10,886
Rafiq Ahmad Magsi	IND	808

NA 180
Sanghar 1

Registered voters	280,522		
Total votes polled	79,029	Turnout	28.2%
Valid votes	77,977	Rejected votes	1,052

Haji Pir Bakhsh	IND	49,197
Jian Khan Sarfaraz Rajar	PPP	16,055
Haji M. Islam Qureshi	PML (N)	9,719
M. Akhtar	HPG	1,428
Asad Ali Khan Junejo	PML (J)	625
Wazir Hussain	PPP (SB)	549
Haji Khuda Bakhsh	IND	157
M. Siddiq	IND	99

Gul Hayat Institute

Syed Saeed Ahmad Shah	IND	80
Raja Liaqat Ali	IND	68

NA 181
Sanghar 2

Registered voters	309,534		
Total votes polled	97,131	Turnout	31.4%
Valid votes	96,961	Rejected votes	170

Jam Mashooq Ali	IND	49,476
Fida Hussain Dero	PPP	33,597
Mansoor Ali	HPG	8,530
Dr. Jam Saleem Raza	PPP (SB)	2,441
Jam Qaim Ali Khan	UNA	1,104
Dr. Mir Baig	IND	389
Molana M. Hassan Abbasi	JUI (F)	262
Mehboob Ali Shah	IND	234
Umaid Ali Rind	IND	206
Ch. Sanawer Ali Jutt	IND	184
Ali Bakhsh	IND	176
Jam Madad Ali	IND	116
Shahid Khan Khanzada	IND	101
Jamshed Ali	IND	64
Anwar Ali Sheikh	IND	54
Roshanuddin Junejo	IND	27

NA 182
Thatta 1

Registered voters	218,846		
Total votes polled	68,365	Turnout	31.2%
Valid votes	65,852	Rejected votes	2,513

Ghulam Hussain alias Baboo	PPP	35,241
Dr. Qadir Magsi	UNA	14,196
Altaf Hussain Shah alias Murad Ali Shah Amirkhani	PPP (SB)	11,753
M. Hashim Seenharo	PML (N)	2,296
Tufail Ahmad	IND	757
Syed Ijaz Ali Shah Sheerazi	IND	708
Aziz-ur-Rehman Jokhio	IND	477
Sufi M. Habib Khan Warsi	IND	424

NA 183
Thatta 2

Registered voters	208,080		
Total votes polled	76,287	Turnout	36.7%
Valid votes	74,437	Rejected votes	1,997

Syed Shafqat Hussain Shah Sheerazi	PPP	42,710
Abdul Rahman	IND	29,271
Inayatullah Palijo	PPP (SB)	1,791
Haji M. Rahim Gugo	PML (N)	518

NA 184
Karachi West 1

Registered voters	370,761		
Total votes polled	102,241	Turnout	27.6%
Valid votes	101,002	Rejected votes	1,239

Mian Ijaz Shafi	PML (N)	35,451
M. Irfan Khan	HPG	32,668
Naseerullah Baber	PPP	23,512
M. Ameen Khattak	ANP	2,705
Imran Ahmad Khan	PTI	2,037
Molana M. Abdul Rehman Farooqi	JUI (F)	1,105
Ali M. Sunara	IND	1,075
K. S. Mujahid Khan Baloch	PML (J) (C)	940
Ghulam Ahmad Chishti	PPP (SB)	842
Mian Umer Ber	PKMAP	251
Subhan Ali	PKQP	191
Shafiq Ahmad Qureshi	PDP	94
Sardar M. Ishaq	IND	91
Javed Ahmad Chattari	IND	40

Gul Hayat Institute

NA 185
Karachi West 2

Registered voters	374,619		
Total votes polled	109,538	Turnout	29.2%
Valid votes	107,832	Rejected votes	1,706

A. K. Shams	HPG	85,503
M. Afaq Khan Shahid	PPP	8,037
M. Farooq Ilyas	IND	4,632
Syed Mustaqeem Pirzada	PTI	2,995
Altaf Hussain Shah	ANP	2,579
Najeebullah alias Najeeb Thallo	PPP (SB)	2,333
Shaukat Ali Khan	PML (F)	634
Khurshid Ali Kakaji	PKMAP	557
M. Wasim Khan	IND	363
Ahsan Ahmad Hashmi	IND	199

NA 186
Karachi Central 1

Registered voters	287,199		
Total votes polled	84,261	Turnout	29.3%
Valid votes	83,847	Rejected votes	414

Kunwar Khalid Younas Ali Khan	HPG	63,447
Dost M. Faizi	PML (N)	15,964
■ Muneera Shakir	PPP	2,928
M. Azhar-ul-Hassan Haidri	PTI	1,125
Syed Kamran Ali Rizvi	MQM (H)	237
M. Abdul Aleem Khan	PML (J) (C)	103
■ Azra Muqeem, Adv.	IND	43

NA 187
Karachi Central 2

Registered voters	265,953		
Total votes polled	78,403	Turnout	29.5%
Valid votes	77,825	Rejected votes	578

M. Farooq Ahmad	HPG	62,621
Hafiz M. Taqi	PML (N)	11,220
Abdul Hameed Qureshi	PPP	1,291
Sultan Ahmad	PTI	896
M. Sadiq Rathor	IND	789
Shamsher Ahmad Khan	MQM (H)	529
Shamim Khan	IND	199
Wakeel Ahmad Jamali	IND	162
■ Seemi Yousaf Siddiqi	IND	118

NA 188
Karachi Central 3

Registered voters	388,584		
Total votes polled	123,726	Turnout	31.8%
Valid votes	123,025	Rejected votes	701

Hassan Masna Alvi	HPG	105,323
M. Anwar Azeem Khan	PML (N)	13,276
Asmatullah Khan	PPP	1,839
Ashraf Jabbar Qureshi	PTI	1,434
Lal Deen	IND	560
Syed Iqbal Haider	MWM	293
Syed Hassan Raza	IND	106
M. Ashraf Zaib	NPP (WG)	84
Arif Mughal	PPP (SB)	69
M. Nazim	PNP	41

NA 189
Karachi South 1

Registered voters	211,036		
Total votes polled	56,611	Turnout	26.8%
Valid votes	55,632	Rejected votes	979

Waja Ahmad Karim Dad	PPP	23,104
M. Younas Baloch	PML (N)	22,792
Abdul Aziz Memon	PPP (SB)	6,806
Yusuf Musti Khan	IND	851
Amir Ali Shah	PTI	764
Ahmad Ali Soomro	PPP (ZAB)	719
M. Ashfaq	IND	280
M. Saleem Baloch	IND	155

Gul Hayat Institute

Abdul Razzaq	IND	85
Nabeel Ahmad Gabol	IND	76

NA 190
Karachi South 2

Registered voters	222,762		
Total votes polled	59,168	Turnout	26.6%
Valid votes	59,078	Rejected votes	90

M. Farooq Sattar	HPG	27,711
Haji M. Hanif Tayyab	PML (N)	17,333
Iftikhar Hussain	PPP	11,621
Abdul Habib Memon	PPP (SB)	930
Imran Khan	PTI	911
M. Salim alias Malik	MQM (H)	180
Abdul Razzaq Sangani	IND	162
Qasim Ghanchi	IND	132
Aslam Aseer	IND	49
Syed Nusrat Ali	IND	49

Farooq Sattar also won a Sindh Assembly seat, PS 87 Karachi South 3, which he retained. By-elections on the vacated NA 190 were held on April 15, 1997 and Babar Khan Ghori (Haq Parast Group) returned successful.

NA 191
Karachi South 3

Registered voters	219,609		
Total votes polled	65,916	Turnout	30.0%
Valid votes	65,297	Rejected votes	619

Capt. Haleem Ahmad Siddiq	PML (N)	31,414
M. Abdul Jalil	HPG	25,008
Umer Farooq Khan	PPP	4,005
Nazim Haji	PTI	2,821
Noor Muhammad	IND	1,376
Mushtaq Mirza	PDP	282
Tariq Abbas Awan	IND	67
Khanzada Imran Khan	IND	63
Riaz Ahmad Khan	IND	57
M. Yusuf Qureshi	PTI	44
Sohail Liaqat Malik	IND	43
Faqir Syed Azizuddin	IND	35
Abdul Rauf Khan Sasoli (Retired)	IND	33
M. Arif Siddiqi	IND	20
M. Tariq Ghani	IND	15
M. Aslam Kashmiri	IND	14

NA 192
Karachi East 1

Registered voters	205,401		
Total votes polled	53,769	Turnout	26.2%
Valid votes	53,385	Rejected votes	384

Ijaz Mehmood	HPG	32,554
Syed Hafeezuddin	PML (N)	14,722
Sheikh M. Saeed Chawla	PPP	2,847
Tahseen Zafar	MQM (H)	1,346
Syed Marghoob Hussain	PTI	954
M. Zafar Khan	IND	260
Abdul Sadiq Khan	PPP (SB)	188
Mehfooz-ul-Nabi Khan	IND	179
M. Ayub Khan alias Shah Khan	IND	177
M. Ayub	IND	66
M. Wasay Jalil	IND	60
Arshad Ali Khan	IND	32

NA 193
Karachi East 2

Registered voters	270,797		
Total votes polled	64,908	Turnout	24.0%
Valid votes	64,499	Rejected votes	409

Dr. Nishat Malik	HPG	36,738
Abu Bakar Shaikhani	PML (N)	22,328
Afzal Ahmad Sheikh	PTI	2,345
■ Fouzia Wahab	PPP	1,705
Kh. M. Sharful Islam	MQM (H)	702
Ijaz Ahmad Khan	PPP (SB)	241

Gul Hayat Institute

Rehmat Illahi Sheikh	IND	118
M. Younas	IND	116
Fatehyab Ali Khan	IND	103
Mohsin	IND	35
Rajab Ali Naimi	IND	29
Mehmood-ul-Haq	JUP	29
M. Wasey Jalil	IND	10

NA 194
Karachi East-cum-Malir
1993: NA 194 Karachi East 3

Registered voters	219,609		
Total votes polled	64,321	Turnout	29.3%
Valid votes	63,378	Rejected votes	943

M. Arif Khan	HPG	38,637
■ Tubah Durrani	PML (N)	12,945
Haji Muzaffar Ali Shijrah	IND	7,226
Nazir Ahmad	MQM (H)	3,150
M. Zubair Khan	PTI	580
■ Farzana Latif	PPP (SB)	390
Abdur Rauf Sheikh	IND	138
M. Aslam	SI	137
Qazi Khalid Ali, Adv.	IND	130
Sohail Anjum, Adv.	WP	45

NA 195
Malir-cum-Karachi East 1
1993: Karachi East 4

Registered voters	308,731		
Total votes polled	83,452	Turnout	27.0%
Valid votes	82,054	Rejected votes	1,398

Sheikh Liaqat Hussain	HPG	26,692
Sahabzada Muneeruddin Khan	PML (N)	19,949
Naseeruddin	MQM (H)	11,568
Nabi Dad Khan (N. D. Khan)	PPP	10,771
Jam Sultan Ahmad	PPP (SB)	9,028
Amanullah Paracha	PTI	1,981
Qari Sher Afzal Khan	JUI (F)	882
Naseem Khan	PMI	669
Syed Mehmood Hussain Hashmi	IND	180
Baba-e-Mazdoor Umar Hayat	IND	127
M. Shabir Shamsi	IND	113
Dr. Arif Alvi	MKP (KBG)	94

NA 196
Malir-cum-Karachi East 2
1993: Karachi East 5

Registered voters	288,980		
Total votes polled	78,285	Turnout	27.1%
Valid votes	77,213	Rejected votes	1,072

M. Farrukh Naeem Siddiqi	HPG	44,394
Abdullah Murad	PPP	14,169
■ Rahila Tiwana	PML (N)	11,127
Sardar Akhtar Ali Baloch	PPP (SB)	4,161
Waqar Ahmad Farooqi	MQM (H)	1,528
S. Atiq-ur-Rehman Shah Hashmi	PTI	1,022
Nisar Ahmad Magsi, Adv.	ST	173
Arshad Ali Khan	IND	140
Dildar Hussain Barbat	IND	138
M. Afzal Rana	PDP	116
M. Mubin Pirzada	IND	84
Syed Ashfaq Hussain	IND	58
Akhlaq Ahmad Bughio	IND	57
M. Sabir Shamsi	IND	46

Gul Hayat Institute

NA 197 to 207: Balochistan

NA 197
Quetta-cum-Chagai

Registered voters	411,039		
Total votes polled	110,584	Turnout	26.9%
Valid votes	109,341	Rejected votes	1243

Mir Atif Ali Sanjarani	PML (N)	25,261
Hafiz Hussain Ahmad	JUI (F)	18,700
Sardar Fateh M. M. Hasni	PPP	17,473
Mehmood Khan Achakzai	PKMAP	14,187
Dr. Abdul Hakeem Lehri	BNP	13,703
Ghulam Ali Hyderi	IND	6,701
M. Hashim Breach	IND	3,022
Khuda-e-Noor	JWP	2,624
Arbab Abdul Zahir Kasi	ANP	1,638
Akbar Sher Babar	PTI	1,562
M. Sadiq Kurd	HPG	1,283
Dr. M. Ishaq Baloch	BNM	899
M. Sarwar Khan Kakar	PML (J)	707
Sardar Nisar Ali Khan	IND	582
Malik Sher Zaman Kakar	KJP	553
Agha Mehboob Shah	PPP (SB)	215
Dr. Sardar M. Hussain	IND	126
Mir Abdul Khaliq M. Hasni	PML (Q) MASG	105

NA 198
Pishin-cum-Killa Abdullah

Registered voters	366,817		
Total votes polled	77,788	Turnout	21.2%
Valid votes	74,889	Rejected votes	2,899

Molvi Abdul Ghani	JUI (F)	25,476
M. Sarwar Khan Kakar	PML (J)	22,694
Mehmood Khan Achakzai	PKMAP	22,388
Syed M. Fazal Agha	PML (N)	1,714
M. Wasey Tareen, Adv.	PPP	1,507
Haji Jalani Khan	ANP	913
Abdul Jaleel	IND	114
Abdul Ghaffar	KJP	83

NA 199
Loralai-cum-Barkhan-cum-Musakhel

Registered voters	227,460		
Total votes polled	57,770	Turnout	25.4%
Valid votes	54,618	Rejected votes	3,152

Sardar M. Yaqoob Khan Nasir	PML (N)	20,428
Haji Gul M. Khan Dummar	JUI (F)	14,423
Mir Baz M. Khetran	PPP	11,515
Sardar M. Azam Khan	PKMAP	2,814
M. Israr Tareen	IND	790
Sardar Dur M. Nasir	IND	756
Abdul Majeed Khetran	BNM	686
Wadera Amir M. Khan Khetran	IND	644
Sardar Jamil-ur-Rehman	IND	624
Sardar M. Ashraf Khan Kakar	KJP	611
M. Asad	PTI	604
Dr. M. Azeem Khan Jogezai	ANP	248
Wazir M. Nasir	IND	195
Qazi M. Aslam	IND	149
Haji Habibullah Khan Kudezai	IND	131

NA 200
Zhob-cum-Killa Saifullah

Registered voters	250,172		
Total votes polled	37,192	Turnout	14.9%
Valid votes	35,900	Rejected votes	1,292

Molvi M. Khan Sherani	JUI (F)	14,679
Nawab M. Ayyaz Khan Jogezai	PKMAP	7,180
Sardar Wazir Ahmad Jogezai	JUI (S)	6,012
Jaffar Khan Mandokhel	PML (N)	4,249
Malik Shamsuddin Kakar	KJP	2,160

Gul Hayat Institute

Malik Khalid Hasan Mandokhel	PTI	565
Haji Akhter Muhammad	PPP	299
M. Ibrahim Sherani	IND	277
Fazal Karam	IND	255
Karim Dad Mandokhel (Retired)	IND	224

NA 201
Bolan-cum-Jhall Magsi

Registered voters	264,790		
Total votes polled	49,015	Turnout	18.5%
Valid votes	46,349	Rejected votes	2,666

Sardar Yar M. Rind	JWP	26,363
Mir Tariq Hussain Magsi	PML (N)	19,986

NA 202
Sibi-cum-Dera Bugti-cum-Kohlu-cum-Ziarat

Registered voters	246,940		
Total votes polled	62,168	Turnout	25.2%
Valid votes	59,779	Rejected votes	2,389

Nawab M. Akbar Khan Bugti	JWP	29,276
Nawab M. Ayaz Khan	PKMAP	9,690
Dilawar Khan Kakar	JUI (F)	5,400
Mir Baz M. Bijarani Mari	IND	3,791
Raziq Bugti	IND	3,231
Nawabzada Mir Hunza	IND	2,978
Khuda-i-Dad	ANP	2,306
Shahid Amin	BNM	1,967
M. Yaqoob Ziaratwal	PPP	1,140

NA 203
Jaffarabad-cum-Nasirabad

Registered voters	287,570		
Total votes polled	58,011	Turnout	20.2%
Valid votes	53,953	Rejected votes	4,058

Mir Faridullah Khan Jamali	IND	18,703
Izhar Hussain Khoso	BNP	13,369
M. Sadiq Umrani	PPP	7,500
Mir Obaidullah Jamoot	JQM	6,098
Mir Manzoor Ahmad Khoso	JWP	2,709
Dr. Hafiz-ur-Rehman Khosa	JUI (F)	2,554
Mir Ali Dost Jamali	IND	1,116
Sardar Fateh Ali Khan Umrani	IND	749
Dr. Abdul Hayee Baloch	BNM	655
Ahmad Ali Khan	IND	500

NA 204
Kalat-cum-Mastung-cum-Kharan

Registered voters	305,160		
Total votes polled	67,662	Turnout	22.2%
Valid votes	65,159	Rejected votes	2,503

Sardar M. Akhter Mengal	BNP	26,775
Molvi Abdul Ghafoor Haideri	JUI (F)	17,126
Dr. Abdul Hayee	BNM	16,165
Mir Ali Ahmad	JWP	3,014
Abdul Hafeez	JIP	1,006
Mir Khalid Khan Nousherwani	IND	698
Mir M. Ismail	IND	240
Mir Abdul Qayoom	IND	135

Sardar M. Akhtar Mengal also won a Balochistan Assembly seat, PB 31 Khuzdar 2, which he retained. By-elections on the vacated NA 204 were held on April 15, 1997 and Sana Baloch of Balochistan National Party returned successful.

Gul Hayat Institute

NA 205
Khuzdar-cum-Awaran

Registered voters	246,732		
Total votes polled	50,966	Turnout	20.7%
Valid votes	48,257	Rejected votes	2,709

Mir M. Hassil Khan Baznenjo	BNP	25,615
Mir M. Ayub Jatak	BNM	19,825
M. Akbar Mengal	IND	1,087
Khair Jan Baloch	PPP	931
Javed Ahmad	PPP (SB)	799

NA 206
Lasbela-cum-Gawadar

Registered voters	199,228		
Total votes polled	61,183	Turnout	30.7%
Valid votes	58,265	Rejected votes	2,918

Shahzada Jam M. Yusuf	PML (N)	33,026
Ghulam Akbar Lasi	PPP	11,725
Mir Hassil Khan Bazenjo	BNP	5,454
Rajab Ali Rind	BNM	4,294
Abdul Rahim Zafar	JWP	1,779
Molvi M. Yaqoob Sasoli	IND	1,061
Abdul Hameed	IND	926

NA 207
Turbat-cum-Panjgur

Registered voters	243,554		
Total votes polled	73,245	Turnout	30.1%
Valid votes	73,000	Rejected votes	245

Shakeel Ahmad Baloch, Adv.	BNP	39,838
Dr. M. Yasin Baloch	BNM	27,863
Rehmatullah Molvi	JUI (F)	5,299

NA 208 to 217:
Non-Muslim seats

Constituency:
Entire Pakistan including FATA

Christians
Registered voters

Province/Area	Votes
Capital	5,132
Punjab	600,424
Sindh	92,071
Pukhtunkhwa	13,292
FATA	825
Balochistan	9,112
Total	720,856

Results of four seats reserved for Christians

Total votes polled	205,321	Turnout	29.9%
Valid votes	205,321	Rejected votes	0

Sussessful Candidates	**Party**	**Votes**
Tariq C. Qaisar	PMP	37,322
Bishop Ruffian Julius	IND	30,614
Peter John Sahotra	IND	20,149
Simon Jacob	CLFP	16,935
Unsuccessful Candidates		
Julius Salik	IND	13,516
George Clement	IND	10,389
Ajmal Khan	PML	9,846
Emmanuel Zafar	PMAP	7,078
Nasir Mahmood Khokhar	PCA	6,793
Peter Ami	IND	5,921
Ben Lawrence	IND	4,817
Nazir S. Bhatti	IND	4,674
Manzoor Masih	IND	4,464
James Khokhar	IND	3,763

Gul Hayat Institute

James William Cyprian	IND	3,623
Elder Mubarak Masih	IND	3,488
Saleem Masih Saroya	IND	3,471
Benjamin	IND	3,191
Hanif Masih	IND	2,588
Maqsood Jacob	IND	1,834
Padre Pitras Gill	IND	1,773
Haroon C. Qaisar	IND	1,460
Salahuddin	IND	1,418
Saeed Noman Sher Gill, Adv.	IND	1,384
Davis Khokhar	IND	1,049
Rafaqat Masih	IND	957
Pooran Masih	IND	851
Afzal Davis	IND	672
Nathanial Bhatti	IND	651
Latif Masih	IND	630

Hindus and Scheduled casts

Registered voters

Province/Area	Votes
Capital	4
Punjab	43,650
Sindh	742,568
Pukhtunkhwa	2,262
FATA	394
Balochistan	16,999

Results of four seats reserved for Hindus and Scheduled casts

Total votes polled	220,789	Turnout	27.4%
Valid votes	220,789	Rejected votes	0

Successful Candidates	**Party**	**Votes**
Kishan Chand Parwani	IND	33,717
Dr. Khatu Mal	IND	31,049
Rana Chandar Singh	IND	27,459
Kirshan Bheel, Adv.	IND	27,178
Unsuccessful Candidates		
Bhagwan Das	IND	24,988
Moti Ram Malani	IND	17,137
Paru Mal	IND	14,050
Mukhi Dharmoo Mal Kohistani	IND	7,179
Lala Mehar Lal Bheel	IND	6,160
Govinda	IND	6,133
Arjan Das	IND	4,142
Bhoora Lal	IND	3,279
Amar Lal	IND	3,201
Kachhu Mal	IND	2,624
Khaita Jee	IND	1,807
Tekchand Karoo Mal	IND	1,731
Kirshan Das	IND	1,327
Bherumal Bakhtwani	IND	1,284
Parshotam	IND	1,023
Assar Das	IND	921
Gulji	IND	899

Gul Hayat Institute

Pritipal Singh	IND	764
Essar Singh	IND	642
Dr. Khushal Das	IND	589
Diwan Laikh Raj	IND	490
Roop Chand Kohistani	IND	358
Chandar Mal	IND	340
Valji Mal	IND	318

Sikhs, Budhists, Parsis and other non-Muslims

Registered voters

Province/Area	Votes
Capital	14
Punjab	2,292
Sindh	4,984
Pukhtunkhwa	2,554
FATA	789
Balochistan	744

Results of one seat reserved for Sikhs, Budhists, Parsis and other non-Muslims

Total votes polled	4,800	Turnout	33.8%
Valid votes	4,800	Rejected votes	0

Successful Candidates	Party	Votes
Yezdiar Homi Kaikobad	IND	2,283
Unsuccessful Candidates		
M. P. Bhandara	IND	2,027
Raja Asar Manglani	IND	417
Sardar Rajan Singh	IND	44

Qadianis/Ahmedis/Lahoris

Registered voters

Province/Area	Votes
Capital	109
Punjab	5,232
Sindh	3,356
Pukhtunkhwa	455
FATA	0
Balochistan	381

Results of one seat reserved for Qadianis

Total votes polled	1,643	Turnout	16.3%
Valid votes	1,643	Rejected votes	0

Successful Candidates	Party	Votes
Malik Bashiruddin Khalid	IND	904
Unsuccessful		
Riaz Ahmad	IND	453
Bashir Ahmad	IND	205
M. Arshad Javed	IND	41
M. Shahbaz	IND	41
Syed Asad Abbas	IND	13
Qamar-uz-Zaman	IND	12
Farooq Umar	IND	1

Gul Hayat Institute

SECTION 8

2002

Gul Hayat Institute

Important elections related events (1997-2002)

End of Eighth Amendment

Pakistan Muslim League (Nawaz) won more than two third majority in the National Assembly and formed government in center. Nawaz Sharif was elected Prime Minister and obtained vote of confidence on February 18, 1997. His party swept polls in Punjab as well and Shehbaz Sharif was elected the Chief Minister. PML-N formed a coalition government with MQM in Sindh and with ANP in Pakhtunkhwa. A coalition headed by Akhter Mengal formed government in Balochistan where no party had majority.

With an unprecedented two-third majority in the House, the new government could easily amend the constitution. The Constitution (Thirteenth Amendment) Act, 1997 was moved and passed in a matter of minutes on April 4, 1997 by relaxing the normal rules particularly those related to advance consideration and repeated readings. The Amendment deprived the President of all the discretionary powers and vested the same in the office of the Prime Minister. The most significant was the repeal of Article 58 (2)(b). Four elected governments had been dismissed by three presidents since 1985 exercising powers granted under the infamous Article.

Besides, the 13th Amendment empowered the Prime Minister in appointment of chiefs of the armed forces and the judges of the higher courts. The President was now bound to act of the advice of the Prime Minister.

The Amendment was subjected to legal wrangling at the height of confrontation between the Nawaz government and the higher judiciary later in 1997. Chief Justice Sajjad Ali Shah heading a three-member bench suspended the Thirteenth Amendment on December 2, 1997 ostensibly to empower the President to act against the government. A rival group of ten judges acting as a bench immediately held the order in abeyance and restrained the president from acting in this regard. As the confrontation finally died down in the following days with a new Chief Justice taking oath, the Supreme Court took up the petition challenging the Thirteenth Amendment on March 16, 1998. The seven-member bench dismissed the petition the same day for non-prosecution.

Fourteenth Amendment against party defections

The relentless struggle for power at the center and in the provinces between the

Civil Hayat Institute

two main political parties, the PPP of Benazir Bhutto and Nawaz Sharif led Muslim League (and IJI), over the last decade generally ended up becoming a complex number game. The parties bought loyalties of elected members of other parties to surpass each other in the House. Party defections by elected members became a major issue concerning the parliamentary democracy. President Farooq Leghari tried to check this in 1996 by asking the candidates to submit a declaration of their party affiliation and that they will remain loyal to their party. The change was incorporated into the Representation of People Act 1976 through an amendment made under an Ordinance. As the Muslim League (Nawaz) won the election with an overwhelming majority, it decided to amend the Constitution to outlaw party defections. Fourteenth Amendment Bill was presented in the Parliament on July 3, 1997 and was passed within minutes.

The Amendment added Article 63A to the Constitution. It provided that if an elected member defects, the party shall issue him/her a show cause notice within seven days. A disciplinary committee of the party would then decide whether the member has violated the party discipline. The member can appeal to the head of party against the decision of the committee whose decision shall be final. The party decision shall be conveyed to the presiding officer of the House who would transmit it to the Chief Election Commissioner within two days. The CEC in turn would give effect to the decision within seven days that is declare the election of the member as void and announce fresh elections in the concerned constituency. The party decision against its member cannot be challenged in any court including the Supreme Court.

The Amendment thus strictly bound all the elected members to their parties and greatly empowered the heads of the political parties. Critics called the Amendment too strict and an attempt to silence dissent and even rightful difference of opinion within the party. They opined that the Amendment passed by the House unanimously would reduce the members to mere rubber stamps in the hands of the party leaders. The Amendment soon became a bone of contention between the Nawaz government and Chief Justice Sajjad Ali Shah.

A three-member Supreme Court bench headed by Chief Justice suspended the Fourteenth Amendment in October 1997 and restrained the party heads from taking any action under it. Prime Minister Nawaz

Gul Hayat Institute

reacted angrily and the Court framed a contempt case against him. The parliament passed the Contempt of Court (Amendment) Bill to save the Prime Minister but the President hesitated in signing the bill and the Chief Justice acted quickly to bar the President from signing the bill. At this stage, the higher judiciary was divided into two groups and a bench hearing a petition against the appointment of the Chief Justice restrained him from performing his duties. The CJ struck back by suspending the order of the bench. The high drama continued for some days and witnessed an open war between all the high institutions of the state. A group of PML-N activists stormed the Supreme Court premise on November 28. The President resigned on December 2 and the new Chief Justice, Ajmal Mian, took oath of office the same day. The appointment of Justice Sajjad Ali Shah, as Chief Justice was held as illegal on December 23.

A seven-member bench of the Supreme Court headed by the new Chief Justice Ajmal Mian declared that the Fourteenth Amendment as valid under the Constitution in May 1998.

Election of the president

President Farooq Leghari resigned from his office on December 2, 1997 as the confrontation between the judiciary and the government boiled over. Chairman Senate Wasim Sajjad took over as the Acting President the same day. The election of the new president was scheduled for December 31. Prime Minister Nawaz Sharif nominated Rafiq Tarar as his party's candidate on December 15. Tarar had served as judge of Lahore High Court for fifteen years (1974-89) and then as the Chief Justice of the same court (1989-91) before being elevated to the Supreme Court. He retired in 1994 and later entered politics. He was elected Senator in March 1997 on the PML-N ticket.

Tarar's nomination papers were however rejected by Acting Chief Election Commissioner, Mukhtar Junejo, on December 18 for propagating an opinion and acting in a manner prejudicial to the integrity of judiciary. He relied on the press statements made by Tarar against Justice Sajjad calling him a 'judicial terrorist'. A single-member bench of the Lahore High Court suspended the order of rejection and referred the matter to a larger bench. The bench heard the case on December 24 and 29 and adjourned but extended the suspension of rejection of nomination. The Prime Minister, meanwhile, replaced on December 27 Acting CEC, Mukhtar Junejo, with Justice (R) Abdul Qadeer Chaudhry. Election was held on December 31 and Rafiq Tarar won with a huge margin. He secured 374 of the total 457 votes while his closest rival Aftab Shaaban Mirani polled just 58.

The constitutional petition filed by Tarar against rejection of his nomination papers was accepted by the full bench of Lahore High Court on January 12, 1998.

Military take over and the court cases

Chief of the Army Staff General Pervez Musharraf deposed the government of Prime Minister Nawaz Sharif on October 12, 1999 after a high drama parts of which were enacted in air on board a PIA flight. The general addressed the nation on television in early hours of October 13 and issued a Provisional Constitutional Order 1 of 1999 on October 14 declaring state of emergency in the country and assuming the office of Chief Executive. The governments in the federal and provincial capitals

were dismissed, the parliament was suspended and the Constitution was held in abeyance. The President was allowed to continue. The general announced a seven-point agenda for his government that included across-the-board accountability, depoliticization of state institutions and devolution of power to grass-roots level. Nawaz Sharif and a number of other persons challenged the military take-over through constitutional petitions in the Supreme Court. The court entertained all of these and fixed for hearing on January 31, 2000. As the date approached, the military government backtracked on its pledge to not subjugate the superior judiciary. On January 25, Oath of Office (Judges) Order 2000 was promulgated whereby the judges were required to make a fresh oath to the effect that they will perform their duties in accordance with the Proclamation of Emergency of October 14, 1999 and the Provisional Constitution Order as amended from time to time. Chief Justice and five other judges of the Supreme Court refused to take this oath and thus ceased to be judges. Senior most amongst the rest seven, Justice Irshad Hasan Khan, was appointed the new Chief Justice. A new bench of 12 judges headed by the Chief Justice heard petitions against the military take-over and restoration of assemblies for next three months. The court disposed of the petition in its judgment on May 12, 2000 providing legal cover to the military take over and also vested the Chief Executive with the power to amend the constitution. The court noted that the present electoral rolls were outdated and fresh elections cannot be held without updating them, which, it noted, as per the report of the Chief Election Commissioner would take two years. Another year would be required for delimitation of constituencies and fulfilling the related legalities. The court thus allowed the government of General Pervez Musharraf a period of three years, from the date of assumption of power i.e. October 12, 1999, to hold fresh elections in the country.

Musharraf becomes president and holds referendum

On June 20, 2001, General Musharraf as Chief Executive promulgated President's Succession Order 2001, deposed President Rafiq Tarar and took oath as the new President of the country.

A year later, the general attempted to legitimize his presidency by holding a referendum. The President, the Chief Executive and the Chief of the Army Staff, General Pervez Musharraf promulgated CE's Order No 12 on April 9, 2002 providing for holding a referendum on April 30, 2002.

Following was the referendum question: For continuation of local government system, restoration of democracy; sustainability and continuity of reforms, elimination of sectarianism and extremism and for the completion of Quaid-i-Azam's concept; Do you want to elect President General Pervez Musharraf for the next five years as President of Pakistan?

The order provided that the five years shall be tabulated from the date of the first meeting of the Parliament that will be elected later in October of that year.

General Musharraf entrusted the Election Commission with the task of holding the referendum. Justice Tariq Mahmood of Balochistan High Court, a member of the Election Commission resigned from his post protesting that under the Constitution, the Election Commission cannot undertake the task.

The General devised a number of new electoral rules to increase public participation in referendum. Following are some:

Gul Hayat Institute

- Eligible age for casting vote was lowered from 21 to 18 years.
- Pakistanis living abroad were given right to vote in the referendum using postal ballots and Pakistan's embassies organized the referendum all over the world.
- Condition of identity card for casting vote was waived. The voters now could produce any official document ascertaining their identity. This included passport or aqama (work permit in Middle East), driving license, or a certificate issued by a Nazim or an officer of BPS 17 and above.
- Number of polling stations was increased (from 36,451 in General Elections 1997) to 88,544. Of these 85,566 were what the Commission termed 'conventional' and the rest 2,978 'non-conventional' polling stations. The later ones were set up within the premise of offices and other public places.
- Use of electoral rolls was abandoned. The voters were allowed to cast their vote at the polling station of their choice regardless of their place of residence. The EC justified it on the ground that the entire country was one constituency for the referendum.
- Polling hours were extended from 9 am to 7 pm.

Following were the results announced by the EC and reported by the press:

	Yes	No	Invalid
Federal Capital	194,733	15,417	1,387
Pakhtunkhwa	3,705,991	104,555	21,885
FATA	722,715	38,980	6,024
Punjab	25,300,819	492,177	140,140
Sindh	10,144,209	188,899	90,538
Balochistan	2,554,844	39,143	21,766
Overseas	180,823	4,510	1,197
Total	42,804,134	883,681	282,937

General Musharraf thus obtained 97.35 percent of the total votes polled that is 43,970,752. The number of votes polled in 1997 elections stood at 19,546,031 and in the 2002 elections held later in October was 30,012,407.

The referendum was widely criticized, nationally and internationally, as farcical and bogus.

The Election Commission decided to destroy the record of the referendum soon after its conclusion. The Attorney General informed a bench hearing a constitutional petition against the validity of the referendum that the EC made the decision on May 4, 2002 that is four days after the referendum. The AG was of the view that Representation of People Act provides for preserving the record of the general elections for a period of one year but the Act is silent in case of a referendum. Hence, it is up to the Commission to decide when to destroy the record.

According to media reports, the EC instructed the four provincial commissioners and the Ministry of Foreign Affairs on November 16, vide letter No F 26 (14)/2002-Cord to destroy the referendum record "by burning it by December 20". By December 27, all the provincial commissioners had submitted their compliance to the Chief Election Commissioner. It is believed that General Musharraf had given verbal instructions for the destruction of record as he had assumed the presidency for five years on the back of this referendum and did not want to let the Parliament dig out any evidence to challenge or question the validity of this exercise.

Introduction of new system of governance

General Musharraf formed an institution, National Reconstruction Bureau, on November 18, 1999 and entrusted it with the task of devising a new system of governance within the meanings of his earlier

Gul Hayat Institute

announced seven-point agenda. The Bureau, headed by Lt Gen (R) Tanvir Naqvi, devised a system of local governments based on district with each comprising a number of village or mohalla based union councils. The Election Commission organized first elections to these local bodies in four stages between January and August 2001.

Addressing the newly elected District Nazims, Naib Nazims and District Coordination Officers announced a four phase program for transfer of power to the elected representatives. The first phase was completed with the inauguration of district governments. The second comprised an overhaul of the constitution, the third preparations for elections and the fourth was the actual transfer of power to the elected assemblies.

Revival of Article 58(2)(b)

President General Pervez Musharraf promulgated Legal Framework Order 2002 (LFO) on August 21, 2002 substantially amending the constitution. It restored the President's power to dismiss elected government [Article 58(2)(b)] and empowered the President in appointment of governors, judges, Chief of the Army Staff and the Election Commission. This effectively nullified the Thirteenth Amendment to the Constitution.

Gul Hayat Institute

2002 General Elections

Legal framework

The 1973 Constitution of Pakistan was in abeyance at the time of general elections 2002. General Musharraf promulgated Conduct of General Elections Order (Chief Executive's Order No 7 of 2002) on January 27. The Order provided the legal framework for the elections. Election Commission Order (No 1 of 2002) promulgated on January 16 provided for appointment of an Election Commission. The General repealed the Political Parties Act 1962 and replaced it with Political Parties Order (No 18 of) 2002. Amendments were also introduced in the Representation of People Act 1976. A new chapter V-A in the Act provided for the election to the seats reserved for women and minorities.

These changes had implication on the Electoral Rolls Act 1974 and the Delimitation of Constituencies Act 1976 besides those on the Rules related to each of these laws.

The set of new and amended laws corresponded with the following important features of the general elections 2002.

Joint electorate - Muslim and non-Muslim voters of all constituencies elected their representative from the same set of candidates; so the country revered back to the original provisions of the 1973 Constitution that were later changed by General Zia.

Voters' age - Qualifying age for voters was lowered from 21 to 18 years and above. The 1973 constitution originally prescribed the same but that was changed through an amendment by General Zia.

Number of seats - General Musharraf increased the number of general seats in the National Assembly from 207 to 272. The number of seats in the four Provincial Assemblies and the Senate was also raised.

Reserved seats - In the 1973 Constitution, reserved seats for women were allocated for a definite period that expired after the 1988 elections. The seats thus stood abolished. General Musharraf added to the National Assembly 60 seats for women and 10 for non-Muslims.

Graduation condition - The new law provided that a candidate for National or Provincial Assemblies must possess educational qualification of BA (graduation) or higher.

These and other features of the general elections 2002 are discussed in more detail under various parts of this write-up.

Election Commission

Article 218 of the Constitution provides for an Election Commission for holding the

Gul Hayat Institute

general elections comprising Chief Election Commissioner as Chairman and two judges of the High Courts as members. It was superseded by the Election Commission Order (No 1 of) 2002 that provided for a Chief Election Commissioner appointed by the President in his discretion and four members each of whom shall be a judge of the High Court of each province. The President was to appoint the members after consultations with the Chief Justices of the High Courts and the Chief Election Commissioner. The Order was promulgated on January 16, 2002 and Chief Justice (R) Irshad Hasan Khan took oath of the office of Chief Election Commissioner the same day. The President appointed on February 9, 2002 four sitting judges as members of the Commission. These were Justice Ashraf Leghari, Sindh High Court; Justice Nasim Sikander, Lahore High Court; Justice Tariq Mehmood, Balochistan High Court and Justice Qazi Ehsanullah Qureshi, Peshawar High Court.
Justice Tariq Mehmood developed differences on the holding of referendum for President Musharraf and resigned from the Commission. He also resigned from his post in Balochistan High Court on April 16, 2002. Justice Ahmed Khan Lashari of the Balochistan High Court replaced him in the Commission on April 11, 2002.

Political Parties Order 2002

The 1958 Martial Law of General Ayub Khan had banned all political parties and their activities in the country and had tried politicians under Elective Bodies (Disqualification) Order (EBDO) of 1959 in special tribunals. The National Assembly elected indirectly on non-party basis under the 1962 Constitution, however enacted the Political Parties Act in July 1962 laying down terms and conditions for the political parties to function again. General Zia amended further the Act (in 1979) making it mandatory for the political parties to register themselves with the Election Commission and also submit their yearly accounts for audit to the Auditor General of Pakistan. The amendments became part of the statutes when the Constitution was restored in December 1985 but stood void in 1988 under a Supreme Court verdict. General Musharraf repealed the Political Parties Act 1962 and partially re-introduced it in the form of Political Parties Order (Chief Executive Order No 18 of) 2002. The Political Parties Rules 2002 were published on July 23, 2002. The law required the political parties to lay down aims and objectives, organizational structure, criteria for membership and principles and rules for intra-party elections at all levels. It also emphasized that the parties declare their

Gul Hayat Institute

source of funds and undertake regular audit of their finances.

In practice, the EC had to consider who is a political party and who is not, only at the time of allocation of election symbols. The new law made it mandatory for the political parties to certify that they hold intra-party elections and submit their annual audited accounts to qualify for securing an election symbol.

Electoral rolls

As discussed, General Musharraf devised a new local government system elections for which were held in four stages between January and August 2001. Voters' age limit for these was set as 18 years and above. The electoral rolls that were used for the 1997 elections had voters' age as 21 year and above. Moreover, these rolls were prepared in 1985-86 and updated subsequently through various exercises. The lists were obviously outdated and too cumbersome. As the General envisaged many electoral changes, preparation of new rolls became an imperative.

The Election Commission entrusted the task of preparation and computerization of electoral rolls to National Database and Registration Authority (NADRA) though quite hesitantly. NADRA based its exercise on National Database Forms that were developed and used by the Population Census Organization (PCO) for conducting the national census in 1998.

The new rolls were not without problems. One of the problems was that the PCO divides the entire country into small census blocks and assigns each to an enumerator. The census blocks do not necessarily correspond with the electoral blocks that the EC uses as basic unit for delimitation of constituencies. The EC resisted replacing its electoral block with census block as it found the census blocks politically incoherent. The EC however had to make amends and redefine electoral areas in terms of census blocks to follow the NADRA strategy for development of new electoral rolls.

The rolls developed for the local government elections of 2001 had the voter age limit of 18 years and above while the eligible age for voting in national and provincial elections was provided by the constitution as 21 years and above. The newly prepared rolls thus had to be reviewed from this point for the general elections 2002. The EC also finds a house-to-house enumeration as its legal obligation; it thus designed a process for fulfilling this as well. The process for developing electoral rolls for the general elections 2002 had the following five stages.

1: NADRA struck out entries of voters aged between 18 to 21 from the existing rolls (used for the local government elections of 2001).

2: EC used the edited copies of rolls for a house-to-house enumeration. The EC enumerators visited all the households in their assigned blocks to confirm the contents of the rolls. In case a household needed additions, deletions or corrections in the entries, it was provided with forms. The changes were scripted by the enumeration staff.

3: The manuscripts went back to NADRA that updated the electors database and provided updated copies of the rolls to the EC.

4: The EC displayed the draft rolls for public inspection and invited claims and objections which were then settled by the Revising Authorities.

5: NADRA again updated the database according to the decisions on objections, claims etc and provided the EC with the copies of the final rolls.

Pan Hayat Institute

The house-to-house listing of voters was carried out from first to 31st of January 2002. The last date was later extended to February 11, 2002. The government promulgated Conduct of General Elections Order (No 7 of) 2002 on January 27 doing away with separate electorate system that was in practice since 1985. The country thus reverted back to joint electorate whereby all voters of a constituency, whatever maybe their religion, vote for the same set of candidates. This required combining of the electoral lists for Muslims and the four groups of non-Muslims into one joint electoral roll.

Election laws were further amended in May, 2002 to lower the qualifying age of voters from 21 years to 18 years. The EC was just 20 days away from finalizing the electoral rolls with 21 years as the age limit for voters. It hastily requested the NADRA to provide lists of voters between the age of 18 and 21 years (from the 2001 rolls). These were used as additional draft rolls (without house-to-house verification) and displayed to the public inviting objections, claims etc. for 15 days starting May 18, 2002. The claims etc were disposed of in the next five days and the additional lists were included in the main rolls for final publication.

The EC provided the NADRA with all the finalized rolls by June 6 which in turn handed back the final computerized copies of the rolls to the Commission in August, 2002.

The rolls showed 66.7 million voters before the lowering of age limit that added another 5.2 million making the total voting strength of the country as 71.9 million. Following are the details of registered voters at various stages of enumeration as described below.

The older rolls had six entries for each voter that is Serial No., Name, Father's/Husband's Name, Profession, Age and Address. These were replaced in the new by the following seven: Serial No.,

Number of registered voters at enumeration stage number:

	1	2	3	4	5	6
Islamabad	333,465	347,460	347,677	38,718	36,393	384,070
Punjab	36,134,739	38,428,362	38,395,529	2,941,515	2,858,329	41,253,858
Sindh	13,153,125	14,801,557	14,985,819	1,135,763	1,155,747	16,141,566
Pukhtunkhwa	7,593,195	7,827,148	8,196,720	749,236	729,088	8,925,808
FATA	1,064,663	1,152,461	1,162,344	107,064	119,361	1,281,705
Balochistan	3,086,426	3,245,392	3,624,938	348,610	301,905	3,926,843
Pakistan	61,365,613	65,802,380	66,713,027	5,320,906	5,200,823	71,913,850

Stage 1: Number of voters in existing rolls (prepared by NADRA) used for local government elections 2001 with voters of age between 18 and 21 deleted
Stage 2: Number of voters in draft electoral rolls, updated after house-to-house enumeration by the Election Commission
Stage 3: Number of voters in final rolls after the EC had disposed of claims, objections etc.
Stage 4: Draft rolls for voters aged between 18 and 21.
Stage 5: Final rolls for voters aged between 18 and 21, after the EC had disposed of claims, objections etc.
Stage 6: Final electoral rolls for all voters aged 18 or above on January 1, 2002.

Gul Hayat Institute

Gharana No., Name, Father's/Husband's Name, ID Card No., Age on January 1, 2002 and Address.

The deputy commissioners and other members of the executive have generally been entrusted with the task of preparation and or updating of the electoral rolls in the past. The EC however decided to utilize its own officers for the purpose in 1995 and appointed Assistant Election Commissioners of each district as the Registration Officers. The Deputy Election Commissioners (working at the erstwhile Division level) were appointed as the Registration Officers for the urban areas of their headquarters. The 1995 exercise of developing new electoral rolls was however aborted prematurely as the fresh elections were announced before its completion. The EC decided to entrust its won officers with the task again in 2002 as well and appointed Assistant Election Commissioners and Deputy Election Commissioners as the Registration Officers. This effectively ended the EC's reliance on the executive cadre for this purpose.

Increase in number of seats and delimitation

The new legal framework under which the 2002 elections were held substantially increased the number of seats in the National and the Provincial Assemblies and the Senate. General seats in the National Assembly were increased from 207 to 272, another 60 were reserved for women and 10 for non-Muslims.

The framework also provided for distribution of seats among the provinces and the federal areas. This was a departure from the rule, set in the 1973 Constitution, of allocating seats to different areas according to their share in population as documented in the last preceding census. The rule in any case had been flouted twice in the past as well. Gen Zia awarded three more seats to Sindh and four to Balochistan before the 1985 elections raising the total for general seats from 200 to 207. In 1988 when the EC attempted to delimit the constituencies according to the 1981 Census, quota of seats for FATA was reduced from 8 to five while for the Punjab, Sindh and Pakhtunkhwa increased by one each. This was, however, averted by the Acting President Ghulam Ishaq who issued an ordinance that the seat allocation between the provinces shall not be affected by the delimitation exercise. This effectively meant that the delimitation of constituencies remained limited to the distribution of the seats within districts of each province. The 2002 framework also defined the delimitation in the same manner as it had already set the number of seats awarded to each province/area. The number of seats awarded to the provinces/areas in this manner was almost proportionate to their share in the country's population except in the case of FATA. The tribal area was awarded a seat for a quota of population half than that for any other part of the country.

	No of seats in NA	Population per seat (1998 census)
Federal Capital	2	402,618
Pakhtunkhwa	35	506,740
FATA	12	264,694
Punjab	148	496,441
Sindh	61	499,441
Balochistan	14	468,992
Pakistan	272	486,561

The 1998 population of the districts of a province was divided by this quota (population per seat) to arrive at the number of seats that the district should be allocated. The figures thus obtained were not round-

Gul Hayat Institute

ed off. All the whole numbers were allocated the same number of seats and fractions were arranged in a descending order and the remaining seats were allocated to the districts with highest fractions.

Following is the example of how the allocated 35 seats for Pakhtunkhwa were distributed among its various districts.

Peshawar quota was calculated at 3.98, it was awarded 3 seats and as the fraction attached to its quota calculation (0.98) was the highest among all the districts it was given another as well making the total number of seats for the district as four. Similarly, Nowshera got one plus one against its quota calculation of 1.73. Swat got two against its quota of 2.48 as no seat was available for allocation against its fractional quota of 0.48. Tank districts quota calculation was the least at 0.47, it was thus combined with Dera Ismail Khan that has a quota of 1.68. The joint quota of the two districts being 2.15. Dera Ismail Khan thus got one independent seat and it shared the other with Tank.

The same method was followed for other provinces as well. In Punjab and Sindh all the districts got whole number of seats and none was shared between districts. In Balochistan however the districts are too small. Eight of the 14 National Assembly constituencies were formed by combining two or more districts or their parts.

Example: Method of allocation of seats within Pakhtunkhwa

District	Population (1998)	Calculated quota	Seats allocated in lieu of Whole number	Fraction	Total
Peshawar	2,019,118	3.98	3	1	4
Lakki Marwat	490,025	0.97	0	1	1
Kohistan	472,570	0.93	0	1	1
Malakand	452,291	0.89	0	1	1
Mardan	1,460,100	2.88	2	1	3
Shangla	434,563	0.86	0	1	1
Karak	430,796	0.85	0	1	1
Abbottabad	880,666	1.74	1	1	2
Nowshehra	874,373	1.73	1	1	2
Dera Ismail Khan	852,995	1.68	1	1	2
Chitral	318,689	0.63	0	1	1
Hangu	314,529	0.62	0	1	1
Battagram	307,278	0.61	0	1	1
Swat	1,257,602	2.48	2		2
Lower Dir	717,649	1.42	1		1
Haripur	692,228	1.37	1		1
Bannu	675,667	1.33	1		1
Mansehra	1,152,839	2.28	2		2
Upper Dir	575,858	1.14	1		1
Kohat	562,644	1.11	1		1
Swabi	1,026,804	2.03	2		2
Charsadda	1,022,364	2.02	2		2
Bunair	506,048	1.00	1		1
*Tank	238,216	0.47	0		0
Pakhtunkhwa	17,735,912	35.00	22	13	35

* Tank was given one shared seat with Dera Ismail Khan

Qualification of candidates

The past presidents had set most of the standards of qualifications for the candidates by amending the Representation of People Act 1976 through ordinances issued before elec-

Gul Hayat Institute

gust 19-26, 2002
ination:
g 26-Sep 2, 2002
ng of appeals:
ptember 6, 2002
cisions on appeals:
tember 13, 2002
ithdrawals:
tember 14, 2002
didates:
tember 15, 2002
October 10, 2002
ssued on August 16
ate for filing of
August 24. A revised
d on August 24
d the subsequent
s keeping the polling

tions. These amendments expired after their constitutional life of four months and the Parliament did not prefer to enact them into a law. Most of these were again made part of the legal scheme under which the 2002 elections were held.

Ordinance No 36 of 2002 promulgated on July 31, 2002 amended the Representation of People Act 1976 to bring it in conformity with the Conduct of General Elections Order 2002. It barred defaulters of loans, taxes and utility bills from contesting the elections. Loan default was defined as non-payment against a loan of rupees two million or more for a period of more than one year while default of government dues and utility bills was defined as non-payment of an amount in excess of ten thousand rupees for over six months.

Moreover, the amendment gave the Returning Officers the powers to ask any agency or authority to produce any document for the purpose of scrutiny of nomination papers. It also provided that a tribunal constituted under the same law may consider any information or material, brought to its knowledge by any source, about the candidate being a defaulter of loan, taxes, government dues or utility charges. The Tribunal may on its own motion issue show cause notice to the candidate and if the Tribunal is satisfied that the candidate is a defaulter or has submitted a false or incorrect declaration or statement, it may reject his/her nomination papers; or declare his/her election as void and declare any other candidate to have been duly elected.

The law making it mandatory for the elected members to yearly submit an updated statement of assets and liabilities enacted for the first time in 1997 was also included in the statutes again through ordinances.

Only graduates to contest

The most far reaching condition added to the list of qualifications for the candidates was related to their educational qualification. Conduct of General Elections (Amendment) Order promulgated on June 21, 2002 provided that only graduates could contest elections to the National and the

Gul Hayat Institute

Constituencies	PrO	APrO	PO	NG*
va	35	8,055	39,930	19,965	1,436
	12	1,134	2,792	2,792	114
ital	2	380	798	798	152
	148	37,504	192,008	96,004	8,594
	61	13,962	74,306	37,153	2,246
	14	3,440	16,064	7,951	542
	272	64,475	325,898	164,663	13,084

Officer; APrO: Assistant Presiding Officer; PO: Polling Officer
siding Officer for every Polling Station and two Assistants at each booth,
e for national ballot and the other for provincial ballot.
For the firs time Nab Qasid (peons) were deputed with female PrOs

Provincial Assemblies. It said that a person was not qualified to be elected or chosen as member of the Parliament or a Provincial Assembly unless he/she had a bachelor degree (BA/BSc) in any discipline or any other degree recognized equivalent by the University Grants Commission under the UGC Act 1974 or any other law for the time being in force.

Most of the nominees of the religious parties had studied in madrassas (Islamic seminaries) and did not possess formal bachelor degrees. Yet the seminary graduates were accepted as legal contestants by the EC, as some experts cited General Zia orders of 1982 granting equivalence to certain certificates awarded by some madrassas with those awarded by universities. Others opined that the equivalence was granted for specific purposes only. The issue later became the subject of a protracted legal battle. For more details, see 'Madrassa certificates issue' on page 583.

Political parties and alliances

The new legal scheme introduced by General Musharraf barred the elected members from contesting the election of the Prime Minister for more than two terms. Since Nawaz Sharif and Benazir Bhutto had already been elected Prime Ministers twice, they were thus checked from seeking a third term.

Nawaz Sharif was sent into exile to Saudi Arabia in December 2000 after his life imprisonment in PIA hijacking case was pardoned. The exile was facilitated by the Saudi royal family ostensibly under an agreement that held that Nawaz will not take part in politics for next ten years.

Benazir Bhutto and her husband Asif Ali Zardari were facing corruption charges in a number of cases in various courts. Zardari though not convicted in any case was in jail since last many years with cases of his bail pending. Benazir had opted to leave the country and stay with her three young

Gul Hayat Institute

wa	428	23	7	7	406	171	1	234
	233	47	2	2	186	74	1	111
pital	51	4	0	0	47	19	1	27
	1,708	139	12	7	1,574	636	17	921
	916	68	16	16	848	214	21	613
n	215	23	11	1	202	74	3	125
	3,552	304	48	33	3,263	1,188	44	2,031

ked **1**; Rejected **2**; Rejection overturned on appeal **3**; Acceptance over
eal **4**; Validly nominated **5**; Withdrawn **6**; Retired **7**; Contesting **8**

Following is the party wise break-up of number of contesting candidates:

PPP	229	PPP(S)	9	LPP	3	JUP(NS)	1
PML(Q)	196	NMP	9	PDP	3	KJPP	1
MMA	173	BNM	8	SURA	3	LPP(K)	1
PML(N)	170	PKMAP	7	HQM	2	MIT	1
PTI	94	AQP	7	NM	2	MJH	1
NA	71	PMA	7	NPP(WG)	2	MNAKA	1
PAT	67	PWP	7	PAP	2	PATI	1
MQM	60	QJP	7	PGP	2	PIT	1
ANP	27	BNP	6	PSP	2	PSDP	1
ST	22	BNDP	6	PWP2	2	QIP	1
MQM2	20	PFP	6	TPP	2	QTP	1
PPP(SB)	18	PMKP	6	PSPP	1	SPP	1
PML(J)	17	JWP	5	IMH	1	SSMP	1
PML(F)	16	TI	5	IP	1	THP	1
PML(Z)	15	BNC	3	JQM	1		

Gul Hayat Institute

children in Dubai. The two political parties of the country, PPP and PML-N, thus were without there maverick leaders at the time of 2002 elections.

To avoid any legal complications, the PPP with Benazir Bhutto as its Chairperson created a 'new' political party Pakistan People's Party Parliamentarians (PPPP), with Makhdoom Amin Faheem as its head, to take part in the elections.

Defectors of the PML (Nawaz) and other splinter groups of the Muslim League re-organized themselves as Pakistan Muslim League (Quaid-e-Azam) or PML-Q with Chaudhry Shujaat Hussain as its head. The party was dubbed as the king's party as it

enjoyed the blessings of the incumbent President and the COAS.

Splinter groups of other parties and small nationalist groups formed an electoral alliance with the name National Alliance and fielded joint candidates. National Alliance included Millat Party (of Farooq Leghari); National People's Party (of Ghulam Mustafa Jatoi), Sindh Democratic Alliance (Arbab Ghulam Rahim) and Sindh National Front (of Mumtaz Bhutto)

Six main religious parties of the country united to form Mutahida Majlis-e-Amal (MMA) and fielded joint candidates in the 2002 elections. The alliance included the following parties:

Jamaat-e-Islami
Jamiat Ulema-e-Islam (Fazal-ur-Rehman)
Jamiat Ulema-e-Islam (Sami-ul-Haq)
Jamiat Ulema-e-Pakistan (Noorani)
Jamiat Ahl-e-Hadith
Tehreek-e-Islami (considered as a reincarnation of Tehreek-e-Nifaz-e-Fiqah-e-Jafaria that was banned for being sectarian)

Laws on party defections relaxed

The Legal Framework Order under which the 2002 general elections were held substantially changed the Fourteenth Amendment. The defection clause was now applicable to the elected members who vote against the directions of the parliamentary party (instead of the party head) in relation to election of the Prime Minister or the Chief Ministers, or in a vote of no confidence or a money bill. Yet this amended defection clause stood in the way of the formation of the new government after the 2002 elections that resulted in a hung parliament.

General Musharraf partially revived the Constitution on November 15, 2002 and continued to keep some of its provisions in abeyance. This included the Article 63 A related to defections by elected members. This effectively ended the bar on the parliamentarians to cross the floor.

A group of ten parliamentarians who had been elected (in 2002) on the ticket of Pakistan People's Party (Parliamentarians) went against the directions of their parliamentary party and voted in favor of the PML (Q) candidate for the post of Prime Minister on November 21, 2002. The group later identified itself as PPP (Patriots) and got registered with the EC as an independent party. Three elected members of the PML-N also switched sides to support the new setup. They included Ch Khurshid-uz-Zaman, Dewan Jafar and Krishan Bheel. The three were ousted from the party by its leadership. Bheel who was elected on PML-N's share in reserved seats for minorities later repented his decision of voting for the PML-Q candidate for premiership and publicly denounced his defection. Amir Muqam who was elected on MMA ticket also defected to PML-Q. With these votes, the new prime minister was able to win with the barest possible majority of one vote in the House.

Independents, except from FATA, allowed to join parties

Amendment in Conduct of General Elections Order 2002 promulgated through CEO Order No 30 of 2002 on October 17, 2002 (that is after the polling) provided that independent candidates may join a party within three days of notification of returned candidates and that they should be counted as party members while calculating party's share in reserved seats. The opposition criticized the government for bending rules and pressurizing independent winners to beef up numbers of its favorite party, PML-Q.

Gul Hayat Institute

PML-Q submitted names of 16 independent winners to the EC along with their letters of consent for joining the party on the last date set for such submission that is October 25. One independent winner from Punjab, Faiz Tamman joined PPP (Parliamentarians). Hafiz Salman Butt, an independent winner from Punjab joined MMA.

MMA also included, in its list of independents joining the alliance, seven winners from FATA. These seven contestants from as many constituencies of Federally Administered Tribal Areas were validly nominated as candidates of MMA and were allotted the party's election symbol of 'book'. During the election campaign, the government, however, amended the ordinance through which the Political Parties Act was extended to the tribal areas. The MMA contestants were later directed by the EC that as political activities were not allowed in the tribal areas, they would be participating in elections as independent candidates.

MMA insisted that the contestants were its candidates and later included their names in its list of independents joining the alliance. The EC issued a notification that as the government has withdrawn the Political Parties Act from FATA, there was a complete ban on political activities. As such, the MPs elected from FATA could not join any political party under the new rules.

Posters, hoardings allowed

President Farooq Leghari had banned posters, hoardings and banners of all sizes by adding a sub-section 83A to the Representation of People Act 1976 through an ordinance. President Musharraf relaxed the out right ban. Sub-section 83A now authorized the Election Commission to fix the sizes of these publicity materials. It also provided that 'posters, hoardings or banners shall not be affixed nor party flags hoisted on any public property or at any public place, except with the permission in writing from, and on payment of such fee or charges as may be chargeable by, the concerned local government or authorities.'

The Zila Nazim and the Returning Officer were made responsible for the implementation of this provision.

This meant that the candidates now could use campaign posters, hoardings and banners of the approved sizes and affix them with the permission of and by paying a fee to the district governments.

The EC's Code of Conduct later fixed the maximum size of these publicity materials as:

Poster - 2 feet x 3 feet
Hoarding - 3 feet x 5 feet
Banner - 3 feet x 9 feet
Stickers - 4 inch x 4 inch
Leaflets, handbills - 9 inch x 6 inch

Code of conduct

The Election Commission published the Code of Conduct for the 1997 elections in newspapers on July 5, 2002 and invited suggestions for modifying it from the political parties in a month's time. According to the EC's Election Report, it received 57 responses from various parties and politicians. The EC gave effect to some of the suggestions and notified the Code of Conduct as an order.

The Code refrained the candidates from propagating any opinion that is against sovereignty, integrity or security of Pakistan or which defames the judiciary or the armed forces of the country. It however dropped the clause that had been expressly warranting the parties to not to comment on foreign relations.

The Code dropped the ban on public rallies

Gulliayat Institute

and processions that may cause traffic jams and inconvenience to the road users and commuters. It instead laid down elaborate rules to make these public rallies peaceful and the ones that do not disrupt the civic activities.

Election expenses

Election expenses related sections of the original Representation of People Act 1976 (Sections 48 to 51) were undone by the Parliament in June 1991. They were, however, added back by successive presidents through Ordinances for elections held in 1993 and 1997. The Presidents at both occasions also made amendments to these sections. The 1997 amendments made it mandatory for the successful candidates to submit their statements of election expenses within ten days of the polls lest his/her name will not be notified by the EC as returned. All other (unsuccessful) candidates were required to submit their returns within 30 days of the notification of the names of the returned candidates.
These provisions had lapsed as the Ordinance expired after its constitutional life. General Musharraf re-promulgated all of these as such for the 2002 elections. He, however, raised the limit of expenses for the candidates for a National Assembly seat from rupees 1 million to 1.5 million and for the candidates of the Provincial Assemblies from rupees 600,000 to 1 million.

Simultaneous polls

Elections to the National and the four Provincial Assemblies were held on the same date, (October 10, 2002) as was practiced for the first time in 1997.

Uncontested winner

No candidate returned uncontested from any National Assembly constituency.

Proceedings terminated

There was no case of terminated election proceedings any where in the country. Polling was held in all 272 constituencies. In NA 262 Killa Abdullah, however, polling at 17 stations was postponed due to law and order situation and organized later on November 17, 2002.

Results withheld, provisionally notified

The Election Commission notified results of 263 constituencies on October 23, 2002 and withheld those of the following eight: NA 47 Tribal Area 12; NA 117 Narowal 3; NA 125 Lahore 8; NA 143 Okara 1; NA 245 Karachi 7; NA 255 Karachi 17; NA 235 Sanghar 2 and NA 263 Loralai.
The EC had postponed polling at one other (NA 262 Killa Abdullah) due to violence on polling day and did not obviously notify its results as well. The re-polling at 17 polling stations of NA 262 constituency was later held on November 17, 2002 and results notified.
Withholding of notifications of was largely done in response to complaints of irregularities and requests for re-counting of votes. The EC responding to the complaints ordered re-polling at two polling stations of NA 263 Loralai that was organized later on November 2.
The EC ordered re-count in many cases. In NA 47 Tribal Area 12 Ashfaq Khan Betani was ahead of Dr Nasim Afridi (of MMA) by a slim margin of 33 before Dr Nasim received 135 postal ballots. After recounting, the EC declared Dr Nasim as elected. Re-count was also ordered for NA 255 Karachi 17 where MQM (Haqiqi) candidates was ahead in a three way fight between the two MQMs and the MMA. The Commission, following an application of Akram Zaki of PML-N, ordered on

Gul Hayat Institute

October 19 re-counting of votes in the entire constituency of NA 125 Lahore 8. Zaki claimed that he was initially declared winner from the constituency and the results were telecasted by two TV channels but late in the night, these were reversed in favor of the PML-Q candidate, Humayun Akhtar. The PML-Q candidate was caught in a three way fight and securing 22,405 votes was ahead of Akram Zaki of PML-N by just 1,219 votes and had 1,253 votes more than those of the PPP candidate Ch Naveed. The re-counting scheduled to start on October 24 was, however, stayed by a single member bench of Lahore High Court on a petition filed by Humayun Akhtar. The court also referred the petition to the Chief Justice (of LHC) for fixing its hearing along with other similar petitions.

Chief Justice extended the stay the next day and also stayed the elections to the reserved seats for women hearing the writ petition filed by the PML-Q in this regard. The party had pleaded that since results of the three constituencies from where the PML-Q candidates were initially declared returned were withheld by the EC, it could adversely impact its share in the reserved seat. The party wanted these elections to be delayed till the EC notifies the results, it had withheld.

The court vacated the stay on elections to the reserved seats the next day and ordered the EC to provisionally announce results of NA 117 and NA 143 while continuing with the legal procedure in pursuance of the complaints of malpractices. The court however asked the EC to issue notification of returned candidate from NA 125 only after it had passed an appropriate order warranted by facts and circumstances of the case and law on the subject.

On October 28, the member Commission, dismissed the petition filed by Akram Zaki for recounting of votes and notified Humayun Akhtar as returned. The member did not reject the complainant's case and instead opined that the Election Tribunals were a better forum to pursue the case and that further deliberations on the case by the Commission would unnecessarily delay and disturb the other related processes like elections to the reserved seats.

On October 25, the Sindh High Court restrained the EC from proceeding with elections to the reserved seats pending hearing of a petition filed by Kunwar Khalid Yunus of MQM (NA 245 Karachi 7) against the EC's failure to notify his name as a returned candidate.

EC published on October 30 results of all constituencies except those of NA 263 and 262 where re-polling at some stations was scheduled for November 2 and 17 respectively.

Women voters

There were 85.6 female voters against every 100 male voters in the country for the 2002 elections. This was a little better than the figure for the 1993 elections that had 83.5 as the ratio. (Gender segregated voter data for general election 1997 is not available in published records of the EC.) The following table gives the area wise breakup of the number of the male and female voters in the final electoral rolls published on August 8, 2002.

	Male	Female	F as % of M
Pakistan	38,753,737	33,160,113	85.6
Pakhtunkhwa	4,971,778	3,954,030	79.5
FATA	813,863	467,842	57.5
Federal Capital	203,900	180,170	88.4
Punjab	21,874,446	19,379,412	88.6
Sindh	8,765,729	7,375,837	84.1
Balochistan	2,124,021	1,802,822	84.9

Gul Hayat Institute

Women candidates on general seats

A total of 57 women contested elections to 50 National Assembly seats. Since three women contested two seats each, there were overall 60 women candidatures. Of these, 34 contested 31 seats from Punjab; 21 contested 14 seats from Sindh; 3 contested 3 seats from Pakhtunkhwa and; one contested one seat from Balochistan. No woman contested on general seats from Islamabad and FATA.

In 1997, 34 women had contested 37 NA seats (3 contesting 2 seats each). More women came forward as candidates on general seats than ever before.

For National Assembly, party tickets were awarded to 38 women while 22 women contested as independent candidates. Among political parties, PPPP gave tickets to 10 women; PML-Q to 8; PML-N to 4; MQM to 4; PAT to 2; PTI to 2; and National Alliance, PML-Z, PML-J, TI, TPP, ANP, NPPWG and PWP to one each.

Thirteen women were elected as members of the National Assembly (MNAs) in 2002. Of these, five belonged to PPPP, 4 to PML-Q, one each to PML-J and NA, and 2 independents. In post-election developments, an independent MNA, Mrs. Zubaida Jalal joined the PML-Q. Ms. Rubina Shaheen Wattoo (PML-Jinnah) and Mrs. Sumera Malik (National Alliance) also came into the PML-Q fold after their parties' merger into the PML-Q. In the meantime, however, Eman Wasim (PML-Q) vacated her seat for Prime Minister Shaukat Aziz's bye-election. Altogether, nine women candidates lost election as runners-up.

Rules for reserved seat elections changed

Amendment in Conduct of General Elections Order 2002 promulgated through CEO Order No 30 of 2002 on October 17, 2002 (that is after the polling) made three changes that had important implications on the election to the reserved seats for women and minorities.

1: It provided that independent candidates may join a party within three days of notification of returned candidates and that they should be counted as party members while calculating party's share in reserved seats.

2: It omitted clause (g) of Article 5 thus the condition of five percent seats to qualify for reserved seats was removed. The earlier Order had specified that only the parties securing five percent or more of the general seats shall qualify for their proportionate share in the quota of the reserved seats.

3: It also removed the ambiguity about the members who had won on more than one seats of the National Assembly. According to the rule they had to vacate all except one of the seats on which had been declared return and the vacated seats are filled through by-elections. But the by-elections are generally scheduled after the National Assembly has held its inaugural session and elections to the reserved seats have been held. The new rules provided that the multiple winners shall have as many votes and their parties share in reserved seats shall be calculated by counting in all the seats that its candidates have won.

Courts stay elections to the reserved seats

The Election Commission notified results of 263 of 272 seats on October 23, 2002. It withheld notification of results of eight constituencies though the Returning Officers had unofficially announced the names of the returned candidates from these as per the standard procedure. The EC was deliberating on the complaints of

Gul Hayat Institute

irregularities in these. These included three seats (NA 117, 125 and 143) where PML-Q candidates had been declared returned by the Returning Officers. The party approached Lahore High Court pleading that the withholding of notification will disturb its calculations and deprive it of its due share in the reserved seats for women and minorities. The Court stayed elections to the reserved seats on October 25 but vacated it the next day asking the EC to provisionally announce the withheld results immediately while continuing with the legal procedure regarding the complaints. However, Sindh High Court stayed the reserved seats elections the same day following an application by Kunwar Khalid Yunus of MQM who was initially declared return from NA 245 Karachi 7 but its notification was withheld on the complaint of Munawwar Hasan of MMA.

The EC finally notified on October 30 results of all the constituencies except those of NA 262 and 263 where re-polling at selected polling stations was ordered. This paved the way for holding of elections to the reserved seats.

Please also see section 'Results withheld, provisionally notified' above.

Elections to the seats reserved for women

General Musharraf's electoral reforms included revival and increase in number of seats reserved for women in National and Provincial Assemblies. The new legal framework provided for 60 seats reserved for women in the National Assembly. It is a little more than a sixth of the 342 member House or a little less than a quarter of the general seats of the four provinces. FATA and the Federal Capital were not allocated any of these reserved seats.

The reserved seats in the National Assembly were divided among the provinces proportionate to their share in total general seats.

Reserved seats for women in National Assembly

Pakhtunkhwa	8
Punjab	35
Sindh	14
Balochistan	3
Total	60

The procedure for election to the reserved seats for women was also changed. It was now based on proportionate representation of the political parties in the House and the party list system. The new system is as follows:

1: Individual candidates will file their nomination papers that will be scrutinized by the Returning Officers following the same procedure and the criteria as set for the candidates to the general seats.

2: Political parties will submit to the EC lists of their nominated candidates in order of priority and for each province. A party list could contain as many number of nominees as the party may desire. The parties cannot change or amend in any way the submitted list any time later.

3: After the notification of the returned candidates, the EC will calculate each party's share in the reserved seats proportionate to its share in the general seats in each province separately (or the number of seats that the party has won in a province).

4: The EC will notify number of reserved seats that a party has thus won and the same number of candidates from the party list, in order of priority, will be declared return. That is if a party wins five reserved seats, the top five nominees from its list of candidates already submitted to the EC will become member of the House.

The Election Commission appointed the Provincial Election Commissioners as Returning Officers for the elections to the reserved seats for women. The candidates

Gul Hayat Institute

filed their papers from 19 to 26 August 2002. A total of 85 nominations were rejected and 279 validly nominated women contested for the 60 seats.
As per rules, the number of independent winners was to be deducted from the total against which party shares are to be determined. The rules were amended on October 28, 2010 allowing the independent winners to join a political party within three days of the notification of the names of the returned candidates. The EC thus counted the originally independent winners under the seats won by a party (that the independents had joined) while calculating the party's share in reserved seats.

Calculation of party shares

The party shares were calculated by dividing the number of seats won by the party in that province by the total number of seats won by all political parties collectively in the same province. The figures thus generated were not rounded-off and instead the parties were first awarded seats against the whole numbers of their share figure and then fractional shares were arranged in a descending order and the remaining seats were allotted to the highest fractions.

Number of seats reserved for women in National Assembly for Punjab = 35

Party	Seats won	Share in reserved seats for women
PML-Q	80*	19.18 = 19
PPPP	36	8.63 = 9
PML-N	14	3.36 = 3
National Alliance	7	1.68 = 2
MMA	4	0.96 = 1
PML-J	2	0.48 = 1

PAT, PML-Z and PTI won one seat each and with a share of 0.24 seats, none qualified for a reserved seat. The two independents were, of course, out of this game.
* This figure includes members who won elections as independent candidates but under the new law joined PML-Q within three days of the notification of the names of returned candidates.

Number of seats reserved for women in National Assembly for Sindh = 14

Party	Seats won	Share in reserved seats for women
PML-Q	5	1.15 = 1
PPPP	27	6.20 = 6
MQM	13	2.98 = 3
National Alliance	5	1.15 = 1
MMA	6	1.38 = 2
PML-F	4	0.92 = 1

Mohajir Qaumi Movement did not qualify for a reserved seat against its one seat that translated into a share of 0.23.

Number of seats reserved for women in National Assembly for Khyber Pakhtunkhwa = 8

Party	Seats won	Share in reserved seats for women
PML-Q	4	0.91 = 1
MMA	29	6.63 = 7

PPP (Sherpao) did not qualify for a reserved seat against its two seats that translated into a share of 0.46.

Number of seats reserved for women in National Assembly for Balochistan = 3

Party	Seats won	Share in reserved seats for women
PML-Q	3	0.75 = 1
MMA	6	1.50 = 2

None of the BNP, JWP and the National Alliance qualified for a reserved seat. All three won one seat each that translated into a share of 0.25 each. Results of NA 262 and 263 were withheld.

Gallayat Institute

Elections to vacated reserved seats

According to the new system, if a reserved seat falls vacant due to death, resignation or disqualification of a member, it shall be filled in by the next person in order of priority from the party's list already submitted to the Election Commission by the party.
Mrs Zubaida Jalal won election to the general seat NA 272 Kech-cum-Gwadar as PMl-Q candidate and also qualified as the party nominee for the reserved seats. Ms Sumera Malik also won as both the National Alliance candidate from NA 69 Khushab 1 and as the party nominee for the reserved seats. Both these women resigned from their reserved seats and the next persons in the party lists (Noor Jehan Panezai of PML-Q and Meena Leghari of NA) were declared elected to these reserved seats.
Ms Rehana Nasreen of MQM won from the Sindh Assembly constituency PS 105 Karachi 17. She was also notified as returned on reserved seats for National Assembly as MQM nominee. She retained her provincial seat and the reserved seat in National Assembly went to Mrs Afsar Begum of the same party.

Elections to seats reserved for non-Muslims

The separate electorate system that was in practice since 1985 was abolished before the 2002 elections. In the joint electorate system, voters of all faiths elect their representative from the same set of candidates in each constituency.
The new legal framework provided for ten additional seats reserved for the non-Muslims in the National Assembly.
The method of election to these seats was prescribed as the same as that for the reserved seats for women. The seats reserved for non-Muslims were however not further divided among provinces that is each party had to submit one consolidated national list of its non-Muslim nominees for the reserved seats. The seats were also not divided among the four non-Muslim groups as was practiced since 1985.

Party	Number of seats won	Share in reserved seats
PML-Q	92	3.59 = 4
PPPP	64	2.50 = 2
MMA	46	1.80 = 2
PML-N	14	0.55 = 1
MQM	13	0.51 = 1*
NA	13	0.51 = 0*

Besides these PML-F had 4 seats (party share in reserved seats for non-Muslims 0.16); PML-J and PPP (Sherpao) had two each (party share 0.08) and BNP, JWP, PAT, PTI, PML-Z and Mohajir Qaumi Movement 1 seat each (party share 0.04). None qualified for a reserved seat.
*As the share of MQM and National Alliance was equal, the EC drew lots on November 1, 2002 to decide the winner. MQM won the draw and its nominee for the seat Dev Das was notified as the elected member of the National assembly.

Multiple-constituency winners and by-elections

Seven persons won from two National Assembly constituencies each and another four won a National and a Sindh Assembly seat and vacated the former. Eleven National Assembly seats were thus vacated as the members took oath. Following are the details:
Molana Fazal-ur-Rehman (MMA)
Retained: NA 24 Dera Ismail Khan
Vacated: NA 25 Dera Ismail Khan-cum-Tank
Qazi Hussain Ahmed (MMA)

Gul Hayat Institute

Retained: NA 5 Nowshera 1
Vacated: NA 34 Lower Dir
Sheikh Rashid Ahmed (Independent)
Retained: NA 55 Rawalpindi 6
Vacated: NA 56 Rawalpindi 7
Chaudhry Shujaat Hussain
Retained: NA 105 Gujrat 2
Vacated: NA 74 Bhakkar 2
Sardar Asif Nakai
Retained: NA 141 Kasur 4
Vacated: NA 142 Kasur 5
Sardar Farooq Leghari
Retained: NA 172 Dera Ghazi Khan 2
Vacated: NA 163 Sahiwal 4
Aitzaz Ahsan
Retained: NA 124 Lahore 7
Vacated: NA 187 Bahawalpur 5
Ali Muhammad Mehar (Independent)
Retained: PS 6 Ghotki 2
Vacated: NA 201 Ghotki 2
Syed Saddaruddin Shah (PML-F)
Retained: PS 30 Khairpur 2
Vacated: NA 216 Khairpur 2
Arbab Ghulam Rahim (National Alliance)
Retained: PS 60 Tharparkar 1
Vacated: NA 229 Tharparkar 1
Abdur Rauf Siddiqi (HPG/MQM)
Retained: PS 115 Karachi 27
Vacated: NA 242 Karachi 4
By-elections on these 11 seats were held on January 15, 2003. Detailed results are included the following section.

Expenditure on elections

The Commission incurred a total expenditure of Rs 1,453,939,773 on the general elections 2002. This was 40 percent more than the expenses incurred on the previous elections. The Commission substantially raised the Election Allowance and Diet allowance of the election staff. Around rupees 180 million were spent on procurement of ballot boxes and 114 million on photocopying of electoral rolls. An amount of Rs 198 million was allocated to NADRA for its support in developing new electoral rolls and another Rs 195 million for army for providing security services. The expenditure per registered voter for the 2002 elections was Rs 20.22.

Gul Hayat Institute

Names of contesting political parties, abbreviations used and their election symbols

1	Awami National Party	ANP	Lantern
2	Awami Qiadat Party	AQP	Gun
3	Balochistan National Congress	BNC	Horse
4	Balochistan National Democratic Party	BNDP	Spade
5	Balochistan National Movement	BNM	Saw
6	Balochistan National Party	BNP	Axe
7	Hazara Qaumi Mahaz	HQM	Tumbler
8	Ittehad Milli Hazara	IMH	Bottle
9	Istiqlil Party	IP	Footbal
10	Jamote Qami Movement	JQM	Charpai
11	Jamiat Ulema-e-Pakistan (Nifaz-e-Shariat)	JUP (NS)	Elephant
12	Jamhori Wattan Party	JWP	Wheel
13	Kakar Jamhoori Party Pakistan	KJPP	Stag
14	Labour Party Pakistan	LPP	Trowel (Karandi)
15	Mohajir Ittehad Tehrik	MIT	Fountain
16	Markazi Jamat Ahl-e-Hadais	MJH	Inkpot with pen
17	Muttahidda Majlis-e-Amal Pakistan	MMA	Book
18	Mohib-e-Wattan Nowjawan Inqilabion Ki Anjuman	MNAKA	Cap
19	Muttahida Qaumi Movement	MQM	Kite
20	Mohajir Qaumi Movement	MQM2	Candle
21	National Alliance	NA	Tractor
22	Nizam-e-Mustafa Party	NMP	Clock
23	National People Party (Worker Group)	NPP (WG)	Bucket
24	Pakistan Awami Party	PAP	Cup and Saucer
25	Pakistan Awami Tehreek	PAT	Truck
26	Pakistan Awami Tehrik-e-Inqilab	PATI	Bell
27	Pakistan Democratic Party	PDP	Umbrella
28	Pakistan Freedom Party	PFP	Lota
29	Pakistan Gharib Party	PGP	Chair
30	Pakistan Ittehad Tehreek	PIT	Butterfly
31	Pakistan Pakhtoonkhawa Milli Awami Party	PKMAP	Tree
32	Pak Muslim Alliance	PMA	Fish
33	Pakistan Mazdoor Kissan Party	PMKP	Planner
34	Pakistan Muslim League(Functional)	PML (F)	Rose
35	Pakistan Muslim League(Jinnah)	PML (J)	Television
36	Pakistan Muslim League(Nawaz)	PML (N)	Tiger
37	Pakistan Muslim League (Qaid-e-Azam)	PML (Q)	Bicycle
38	Pakistan Muslim League(Z)	PML (Z)	Helicopter

Qurb Hayat Institute

39	Pakistan Peoples Party Parliamentarians	PPP	Arrow
40	Pakistan Peoples Party(Sherpao)	PPP (S)	Chiragh (Lamp)
41	Pakistan Peoples Party (Shaheed Bhutto)	PPP (SB)	Fist
42	Pakistan Social Democratic Party	PSDP	Wrist Watch
43	Pakistan Seriaki Party	PSP	Takhti
44	Pakistan Shia Political Party	PSPP	Hukka
45	Pakistan Tehreek-e-Insaf	PTI	Bat
46	Pakistan Workers Party	PWP 2	Ladder
47	Qaumi Inqilab Party	QIP	Boat
48	Qaumi Jamhoori Party	QJP	Sickle
49	Qaumi Tahaffaz Party	QTP	Loud Speaker
50	Shan-e-Pakistan Party	SPP	Flower vase
51	Saraiki Sooba Movement Pakistan	SSMP	Knife
52	Sunni Tehreek	ST	Table Lamp
53	Sindh Urban-Rural Alliance	SURA	Roller of wood
54	Tehreek Hussainia Pakistan	THP	Bridge
55	Tehrik-e-Istaqlal	TI	Pitcher
56	Tameer-e-Pakistan Party	TPP	Hammer

Gul Hayat Institute

Summary

2002 Election brief

General elections were held under the Legal Framework Order issued by President General Pervez Musharraf who had deposed the government of PML-Nawaz on October 12, 1997 holding the constitution in abeyance.

The new legal scheme abolished the separate electorate system and the elections were held under joint electorate again after 30 years.

General Musharraf increased the number of general seats in the National Assembly from 207 to 272. An additional 60 were reserved for women and 10 for non-Muslim minorities.

The EC now comprising the Chief and four, instead of earlier two, judges of high courts, undertook the delimitation exercise afresh.

The method of election to the reserved seats was changed. It now was based on proportional representation and party lists.

The age limit for voters was revised downwards from 21 to 18 years and above. The organization responsible for issuing identity cards, NADRA, was involved in developing new electoral rolls.

Political Parties Order 2002 superceding the 1962 law, made it mandatory for the parties to register themselves with the EC.

The law now also required the candidates to have an educational qualification of BA (graduation) or above.
Use of posters, banners and other electioneering materials was allowed.

Election to the National and the Provincial Assemblies were held on the same day, October 10, 2002.

Turnout



Polled votes include invalid votes

Party shares in votes

Party	Votes
PPP	7,616,033
PML-Q	7,500,797
PML-N	3,409,805
MMA	3,335,643
IND	2,722,669
Others	4,651,740
All	29,236,687

Gul Hayat Institute

Party shares in seats

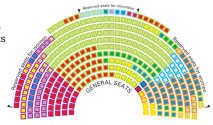

Punjab seats Sindh Khyber Pakhtunkhwa Balochistan FATA Capital

	No of candidates					Seats won: General						Reserved				
												Women			Minority	
Province	P	S	KP	B	Pk	P	S	KP	B	C	F	P	S	KP	B	Total
PML-Q	131	34	20	10	196*	80	5	4	3	0	0	19	1	1	1	**118**
PPP	136	60	21	10	229*	36	27	0	0	1	0	9	6	0	0	2	**81**
MMA	90	36	33	13	172*	4	6	29	6	1	0	1	2	7	2	2	**60**
PML-N	106	41	14	7	170*	14	0	0	1	0	0	3	0	0	0	1	**19**
MQM	6	52	1	1	60	0	13	0	0	0	0	0	3	0	0	1	**17**
Others	190	182	66	56	508**	14	10	2	4	0	0	3	2	0	0	0	**35**
Ind.	279	210	37	30	730**	0	0	0	0	0	0	12	0	0	0	0	**12**
Total	938	615	192	127	2,066	148	61	35	14	2	12	35	14	8	3	10	**342**

* Totals include two candidates each of PPP and PML (N), one each of PML (Q) and MMA and 16 of other parties contesting from Islamabad

** Total includes 8 independent candidates in Capital and 108 independents contesting 12 FATA constituencies

Party tallies include independents who joined them after elections under the new law

Party shares in votes - provincial break-up

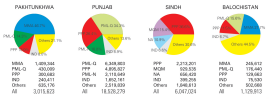

MMA	1,409,344	PPP	2,213,201	MMA	249,612
PML-Q	430,080	MQM	520,535	PML-Q	175,440
PPP	1,811,416	PML-N	1,409,344	PPP	154,000
PKP	340,411	IND	399,258	IND	79,580
Others	635,176	Others	1,946,613	Others	502,080
All	3,015,823	All	6,487,021	All	1,129,912

Gul Hayat Institute

NA 1 to 35: Khyber Pakhtunkhwa

NA 1
Peshawar 1

Registered voters	233,907		
Total votes polled	67,194	Turnout	28.7%
Valid votes	65,642	Rejected votes	1,552

Shabir Ahmad	MMA	37,179
Usman Bashir Bilour	ANP	23,002
Sajid Abdullah	PTI	2,029
M. Khurshid Khan, Adv.	IND	1,537
M. Muazzam Butt	PML (Q)	1,417
Rabia Mufti, Adv.	PWP	478

NA 2
Peshawar 2

Registered voters	216,587		
Total votes polled	57,367	Turnout	26.5%
Valid votes	56,000	Rejected votes	1,367

Molana Rehmatullah	MMA	37,728
Dr. Arbab Alamgir Khan	PPPP	15,771
Khalid Ayub	PAT	1,575
Abdul Manan Akhunzada, Adv.	PPP (S)	926

NA 3
Peshawar 3

Registered voters	226,299		
Total votes polled	69,312	Turnout	30.6%
Valid votes	67,357	Rejected votes	1,955

Qari Fayaz-ur-Rehman Alvi	MMA	33,567
Karamatullah Khan	PPPP	14,662
Arbab M. Ayub Jan	NA	8,838
Iqbal Zafar Jhagra	PML (N)	5,956
Hidayatullah Khan	PPP (S)	3,403
Saleem Akbar Khan	PAT	748
Akhtar Ali Khan Nahaqi	IND	183

NA 4
Peshawar 4

Registered voters	222,276		
Total votes polled	65,823	Turnout	29.6%
Valid votes	63,597	Rejected votes	2,226

Sabir Hussain Awan	MMA	28,728
Arbab M. Zahir Khan	ANP	16,660
Arbab Shabeer Ahmad, Adv.	PML (Q)	6,266
Haji Abdur Raziq	PML (N)	4,887
Haji Javed Iqbal Barki	PTI	4,500
M. Intikhab Khan	PML (Z)	2,556

NA 5
Nowshera 1

Registered voters	206,271		
Total votes polled	77,165	Turnout	37.4%
Valid votes	75,012	Rejected votes	2,153

Qazi Hussain Ahmad	MMA	40,879
Naseerullah Khan Babar	PPPP	22,189
Mian Rashid Ali Shah	ANP	11,944

NA 6
Nowshera 2

Registered voters	194,949		
Total votes polled	68,460	Turnout	35.1%
Valid votes	65,993	Rejected votes	2,467

Molana Hamid-ul-Haq Haqani	MMA	33,242
Naseerullah Khan Babar	PPPP	16,655
Haji Sherzada Khan	ANP	9,355
Mian Muzaffar Shah	PPP (S)	5,810
Afsar Shah	NA	931

Gul Hayat Institute

NA 7
Charsadda 1

Registered voters	242,084		
Total votes polled	89,380	Turnout	36.9%
Valid votes	87,281	Rejected votes	2,099

Molana M. Gohar Shah	MMA	55,917
Asfandyar Wali Khan	ANP	31,364

NA 8
Charsadda 2

Registered voters	217,430		
Total votes polled	64,412	Turnout	29.6%
Valid votes	62,739	Rejected votes	1,673

Aftab Ahmad Khan Sherpao	PPP (S)	42,326
Iftikhar Khan Matta	ANP	18,346
Haji Sharifullah Khan	IND	1,105
Shamas Khan	PMKP	962

NA 9
Mardan 1

Registered voters	221,113		
Total votes polled	79,390	Turnout	35.9%
Valid votes	77,668	Rejected votes	1,722

Shuja-ul-Mulk	MMA	54,479
Abbas Sarfaraz Khan	IND	15,376
Murad Khan	PPPP	5,077
Sarfaraz Khan	IND	1,417
Yousaf Shah	PTI	1,049
Iqbal Khan	IND	270

NA 10
Mardan 2

Registered voters	223,817		
Total votes polled	89,404	Turnout	39.9%
Valid votes	87,691	Rejected votes	1,713

Molana M. Qasim	MMA	69,726
Rahim Dad Khan	PPPP	14,541
Sher M. Khan	PML (Q)	2,858
Jehanzeb Salik	IND	566

NA 11
Mardan 3

Registered voters	223,487		
Total votes polled	74,060	Turnout	33.1%
Valid votes	72,303	Rejected votes	1,757

Molana Atta-ur-Rehman	MMA	51,918
Habibullah Khan	ANP	14,462
Dr. M. Afzal Khan	PTI	5,923

NA 12
Swabi 1

Registered voters	236,270		
Total votes polled	88,839	Turnout	37.6%
Valid votes	86,830	Rejected votes	2,009

M. Usman	MMA	53,825
Shehryar Khan	ANP	32,038
Khalid Jehangir	PML (Z)	967

NA 13
Swabi 2

Registered voters	237,950		
Total votes polled	91,450	Turnout	38.4%
Valid votes	88,935	Rejected votes	2,515

Molana Khalil Ahmed	MMA	50,096
M. Sadiq Khan	ANP	19,471

Gul Hayat Institute

Iftikhar Khan	PML (N)	16,749
Prof. Munawar Khan	NA	1,853
Asad Qaisar	PTI	766

NA 14
Kohat

Registered voters	317,082		
Total votes polled	99,573	Turnout	31.4%
Valid votes	95,825	Rejected votes	3,748

Mufti Ibrar Sultan	MMA	46,130
Syed Iftikhar Hussain Gilani	PML (Q)	14,277
Sheharyar Afridi	IND	12,083
Fazal Rahim Khattak	ANP	11,299
Saifullah Khan Khattak, Adv.	PPPP	7,205
Javed Ibrahim Paracha	PML (N)	2,712
Shahbaz Gul Shinwari	NA	1,520
Syed Mazher Ali Shah	PWP	599

NA 15
Karak

Registered voters	251,508		
Total votes polled	97,424	Turnout	38.7%
Valid votes	95,644	Rejected votes	1,780

Shah Abdul Aziz	MMA	31,325
Masood Sharif Khattak	PPPP	17,712
Rehmat Salam	PML (N)	13,381
Imran Ahmad Khan Niazi	PTI	9,972
Ajmal Khan	IND	9,443
M. Amin Khattak	ANP	9,110
Saidullah Shah	PPP (S)	3,237
Mir Zakim Khan	IND	1,113
Badshah Jan	PKMAP	193
■ Farzana Masood	IND	83
M. Iqbal	IND	75

NA 16
Hangu

Registered voters	160,984		
Total votes polled	46,225	Turnout	28.7%
Valid votes	44,976	Rejected votes	1,249

Akhunzada M. Sadiq	MMA	25,252
Hassan Ahmed Khan	ANP	5,234
Shaharyar Khan Bangash	PML (Q)	4,189
Col. (R) M. Idress Niazi	PPP (S)	4,035
Zaman Noor Bangash	PTI	3,137
■ Kishwar Sultana	PAT	1,503
Dr. M. Aslam Khan	IND	758
Hafiz Khursheed Ali Khan	IND	447
Javed Ibrahim Paracha	PML (N)	421

NA 17
Abbottabad 1

Registered voters	284,297		
Total votes polled	112,629	Turnout	39.6%
Valid votes	109,254	Rejected votes	3,375

Amanullah Khan Jadoon	PML (Q)	44,716
Dr. Azhar Khan Jadoon	IND	30,949
Alhaj Habib-ur-Rehman Abbasi	MMA	21,383
Ali Asghar Khan	QJP	4,687
Sardar Ibrar Ahmad	PPPP	3,646
Asif Malik, Adv.	HQM	3,384
Syed Ijaz Hussain Shah	IND	489

NA 18
Abbottabad 2

Registered voters	323,694		
Total votes polled	117,280	Turnout	36.2%
Valid votes	114,080	Rejected votes	3,200

Sardar M. Yaqoob	PML (Q)	36,826
Murtaza Javed Abbasi	PML (N)	32,527
Nawabzada Jehangir Saeed Tanoli	IND	19,784

Gul Hayat Institute

Qari Syed Abdur Rahim Shah	MMA	13,017
Qazi M. Azhar	NA	6,145
M. Aurangzeb Ch.	PAT	3,516
Col. (R) Abdul Ghafar Javed	IND	2,145
Naveed Ashraf Abbasi	IND	120

NA 19
Haripur

Registered voters	453,508		
Total votes polled	206,064	Turnout	45.4%
Valid votes	199,787	Rejected votes	6,277

Umer Ayub Khan	PML (Q)	81,496
S. M. Sabir Shah	PML (N)	61,359
Ghulam Nabi	MMA	30,514
Sardar Abdur Raoof Khan	PPPP	16,902
M. Shehryar Khan	PML (J)	5,956
Abdul Hamid Khan	PAT	1,978
S. Waqar Hussain Shah	IND	1,582

NA 20
Mansehra 1

Registered voters	327,352		
Total votes polled	120,774	Turnout	36.9%
Valid votes	117,395	Rejected votes	3,379

Sardar Shah Jehan Yousaf	PML (Q)	40,853
Lt. Gen. (R) Syed Salahuddin Tirmizi	IND	37,520
Alhaj Syed Ghulam Nabi Shah	MMA	35,576
M. Saqib Mumtaz	PML (N)	1,754
Sardar Waqar-ul-Mulk	PPPP	1,442
Naveed Akhter Khan	PTI	250

NA 21
Mansehra 2

Registered voters	310,360		
Total votes polled	105,633	Turnout	34.0%
Valid votes	103,797	Rejected votes	1,836

Molana Abdul Malik	MMA	46,311
Faiz M. Khan	IND	25,771
Nawabzada Salahuddin Saeed	PML (Q)	24,557
Tahir Ali	PML (N)	7,158

NA 22
Batagram

Registered voters	139,808		
Total votes polled	47,214	Turnout	33.8%
Valid votes	45,792	Rejected votes	1,422

Qari M. Yousaf	MMA	24,092
M. Nawaz Khan	PML (Q)	10,875
Bakht Nawaz Khan	IND	9,609
Inayatullah Khan	IND	1,216

NA 23
Kohistan

Registered voters	251,512		
Total votes polled	40,604	Turnout	16.1%
Valid votes	39,592	Rejected votes	1,012

Molvi Abdul Haleem	MMA	15,603
Mehboobullah Jan	PML (Q)	10,630
Abbas Sarfaraz Khan	IND	7,915
M. Aslam	IND	3,143
Saif-ur-Rehman	IND	1,696
Afzal Khan	PPPP	436
M. Anwar	IND	169

Gul Hayat Institute

NA 24
Dera Ismail Khan

Registered voters	267,513		
Total votes polled	113,053	Turnout	42.3%
Valid votes	110,608	Rejected votes	2,445

Molana Fazal-ur-Rehman	MMA	43,124
Faisal Karim Kundi	PPPP	36,891
Alhaj Sanaullah Khan Miankhel	PML (Q)	26,860
Molana Atta-ur-Rehman	IND	1,981
Javed Hassan Leghari	NA	774
Abdul Aziz	PAT	492
Abid Hussain Chughtai	PWP	486

NA 25
Dera Ismail Khan-cum-Tank

Registered voters	271,364		
Total votes polled	121,273	Turnout	44.7%
Valid votes	117,651	Rejected votes	3,622

Molana Fazal-ur-Rehman	MMA	59,102
Dawar Khan Kundi	PPPP	31,976
Alhaj Sardar Umar Farooq Khan Miankhel	PML (Q)	18,882
Alhaj Sanaullah Khan Miankhel	IND	3,529
Molana Atta-ur-Rehman	IND	1,501
Farooq Khan	NA	1,415
Abdul Waheed	IND	1,246

Molana Fazal-ur-Rahman also won another National Assembly seat, NA 24 Dera Ismail Khan, which he retained. By-elections on the vacated NA 25 were held on January 15, 2003. Following are the results.

Registered voters	271,364		
Total votes polled	97,989	Turnout	36.1%
Valid votes	96,020	Rejected votes	1,969

Molana Atta-ur-Rehman	MMA	69,704
Engr. Dawar Khan Kundi	IND	17,105
Ijaz M. Khan	IND	5,442
Faqir Jamshed Ahmed Khan	IND	3,330
Isamuddin	IND	439

NA 26
Bannu

Registered voters	297,451		
Total votes polled	114,604	Turnout	38.5%
Valid votes	112,496	Rejected votes	2,108

Molana Nasib Ali Shah	MMA	78,886
M. Mustafa Khan	IND	31,867
Saif-ur-Rehman	NA	1,140
M. Roshan	MQM	603

NA 27
Lakki Marwat

Registered voters	234,619		
Total votes polled	109,187	Turnout	46.5%
Valid votes	107,109	Rejected votes	2,078

Molana Amanullah Khan	MMA	65,938
Anwar Saifullah Khan	PML (Q)	41,171

NA 28
Buner

Registered voters	269,067		
Total votes polled	76,401	Turnout	28.4%
Valid votes	73,731	Rejected votes	2,670

Sher Akbar Khan, Adv.	PPP (S)	34,224
Abdul Mateen Khan	ANP	19,638
Said Raheem, Adv.	IND	12,473
Usman Shah	PPPP	4,362
Ali Sher Khan	PML (N)	3,034

Gul Hayat Institute

NA 29
Swat 1

Registered voters	314,521		
Total votes polled	100,451	Turnout	31.9%
Valid votes	97,986	Rejected votes	2,465

Qari Abdul Baees Saddiqi	MMA	65,808
Adnan Aurangzeb	PML (Q)	18,265
Imran Khan	PTI	6,060
Shamsher Ali Khan	PPPP	5,921
Azeem Khan, Adv.	NA	1,932

NA 30
Swat 2

Registered voters	315,636		
Total votes polled	102,303	Turnout	32.4%
Valid votes	99,169	Rejected votes	3,134

Fazal-e-Subhan	MMA	67,085
Shujaat Ali Khan	PML (Q)	15,680
Salim Rehman	PPPP	10,867
Shaukat Ali	PAP	2,592
M. Mukhtar	PKMAP	2,134
Dr. Sahabzada Liaqat Ali Khan	PTI	811

NA 31
Shangla

Registered voters	225,373		
Total votes polled	61,762	Turnout	27.4%
Valid votes	60,085	Rejected votes	1,677

Amir Muqam	MMA	25,960
Dr. Safeer Khan	ANP	18,676
Afsar-ul-Mulk	PPPP	11,769
Jamalzeb Khan	PML (N)	2,743
M. Saleem Khan	IND	531
Ibadullah	IND	406

NA 32
Chitral

Registered voters	170,954		
Total votes polled	83,987	Turnout	49.1%
Valid votes	81,415	Rejected votes	2,572

Abdul Akbar Khan	MMA	36,130
Iftikharuddin	PML (Q)	23,907
Sardar Ali S. Aman	PPPP	20,862
Abdul Latif	PTI	516

NA 33
Upper Dir

Registered voters	230,952		
Total votes polled	74,515	Turnout	32.3%
Valid votes	71,934	Rejected votes	2,581

Molana Asadullah	MMA	39,362
M. Anwar Khan, Adv.	PPPP	24,259
Barrister M. Islam Khan	PPP (S)	4,184
Gul Zamin Said	ANP	3,268
Sultan Ali Shah	PTI	861

NA 34
Lower Dir

Registered voters	327,902		
Total votes polled	92,745	Turnout	28.3%
Valid votes	90,673	Rejected votes	2,072

Qazi Hussain Ahmad	MMA	53,799
M. Ayub Khan	ANP	34,078
M. Bashir	PTI	1,136
Sardar Abul Hakeem Tajak, Adv.	PML (Q)	1,123
Aurangzeb Khan	IND	313
M. Rashid Khan, Adv.	PML (N)	224

Qazi Hussain Ahmad also won another National Assembly seat, NA 5 Nowshera 1, which he retained. By-elections on the vacated NA 34 were held on

Gul Hayat Institute

January 15, 2003. Following are the results.

Registered voters	327,902		
Total votes polled	80,667	Turnout	24.6%
Valid votes	79,691	Rejected votes	976

Ahmad Ghafoor	MMA	47,230
Ahmad Hassan	PPP (S)	31,161
Aurangzeb Khan	PPPP	1,300

NA 35
Malakand Protected Area

Registered voters	206,496		
Total votes polled	71,491	Turnout	34.6%
Valid votes	69,576	Rejected votes	1,915

Molana M. Inayat-ur-Rehman	MMA	37,663
Lal M. Khan	PPPP	17,538
Bahr-e-Karam	ANP	5,167
M. Riaz Khan	PML (Q)	5,161
Nowsherwan Qasir	PTI	2,117
Ziaullah	PML (N)	1,930

NA 36 to 47: Federally Administered Tribal Areas (FATA)

NA 36
Tribal Area 1

Mohmand Agency

Registered voters	108,081		
Total votes polled	24,989	Turnout	23.1%
Valid votes	24,648	Rejected votes	341

Molana Ghulam M. Sadiq	IND	16,358
Azmat Khan	IND	3,922
Hazrat Khan	IND	1,730
Mehboob Sher	IND	1,208
Malik Badri Zaman	IND	959
Maj. (R) Rooman Khan	IND	170
Muallam Khan	IND	76
Haji Nadir Khan	IND	74
Haji Manzoor Khan	IND	64
Zahir Shah, Adv.	IND	60
M. Azad Khan	IND	27

NA 37
Tribal Area 2

Upper Kurram tehsil and parts of Lower Kurram tehsil

Registered voters	138,559		
Total votes polled	42,032	Turnout	30.3%
Valid votes	41,321	Rejected votes	711

Dr. Syed Javed Hussain Mian	IND	21,053
Syed M. Jawad (Jawad Agha)	IND	8,602
Eid Nazar Mangal	IND	5,858
Syed Wali Syed Mian	IND	5,653
Syed Muhammad	IND	38
M. Asgher	IND	32
Dr. Syed Riaz Hussain	IND	27
Alif Gul Jaji	IND	22

Gul Hayat Institute

Naveed Ahmad Khan	IND	14
Mir Zaman Bangash	IND	6
Nasir Hussain	IND	6
Muslim Khan	IND	5
Dr. Abdul Janan	IND	3
Syed Altaf Hussain	IND	2

NA 38
Tribal Area 3

Frontier Region Kurram and parts of Lower Kurram tehsil

Registered voters	95,484		
Total votes polled	16,350	Turnout	17.1%
Valid votes	16,046	Rejected votes	304

Munir Khan Orakzai	IND	6,619
Dr. Gul Manan	IND	3,427
Salahuddin	IND	2,064
Haji Fazli Maula Massozai	IND	1,797
Molana Ainuddin Shakir	IND	1,033
M. Yaqoob	IND	749
Fakhar Zaman Khan	IND	68
Engr. Rashid Ahmad Khan Chamkani	IND	61
Haji Daulat Khan Chamkani	IND	45
Zar Bat Khan	IND	39
Abdul Qadir Khan	IND	34
M. Nawaz	IND	28
Malik M. Naseer Khan Orakzai	IND	23
Abdul Wali Khan	IND	17
Naveed Ahmad Khan	IND	16
Haji Suhbat Khan Orakzai	IND	12
Engr. Toor Gul Chamkani	IND	7
Dr. Abdul Janan	IND	7

NA 39
Tribal Area 4

Orakzai Agency

Registered voters	97,620		
Total votes polled	28,511	Turnout	29.2%
Valid votes	28,176	Rejected votes	335

Dr. Syed Ghazi Gulab Jamal	IND	11,186
Mian Hussain Jalali	IND	8,006
Sohrab Ali	IND	6,255
M. Jan Orakzai	IND	1,471
Syed Gul Hussain Orakzai, Adv.	IND	1,097
Engr. Naveed Yousaf Orakzai	IND	102
Fida Hussain	IND	39
Saifullah Khan Orakzai	IND	20

NA 40
Tribal Area 5

North Waziristan Agency

Registered voters	96,448		
Total votes polled	28,889	Turnout	30.0%
Valid votes	28,600	Rejected votes	289

Molvi Nek Zaman	IND	14,773
Malik M. Ajmal Khan	IND	5,464
Engr. Abdul Qayoom	IND	2,547
Dr. Gul Alam Khan Wazir	IND	1,306
M. Niaz Khan	IND	680
Razauddin	IND	594
Dr. Azimullah Khan	IND	537
Nisar Ali Khan	IND	527
Dr. Bashir Ahmad	IND	467
Laiq Zaman	IND	398
Syed Ghawas Khan	IND	395
Zar Mali Khan	IND	322
Malik M. Afzal Khan Daurhamzoni	IND	145
Hussain Ahmad Sadiq	IND	143
Haji Wresham Jan	IND	87
Sardar M. Khan	IND	72

Gul Hayat Institute

Alamgir Khan Wazir	IND	46
Dr. Madad Khan	IND	35
Abdul Alim Muhammad (Alim)	IND	17
Abdur Rehman	IND	15
Jahanzeb Khan	IND	13
Malik Aziz-ur-Rehman	IND	11
Amir Nawaz Khan	IND	6

NA 41
Tribal Area 6

Birmal, Wana, Trikhel and Tiaraza tehsils of South Waziristan Agency

Registered voters	86,598		
Total votes polled	27,032	Turnout	31.2%
Valid votes	26,188	Rejected votes	844

Abdul Malik	IND	8,005
M. Saleh Shah	IND	6,904
Aziz-ul-Hassan	IND	2,456
Hazrat Khan	IND	2,159
Gul Hassan	IND	1,582
Ghalib Khan	IND	1,140
Said Asghar	IND	971
Zafarullah Khan	IND	882
Faridullah Khan	IND	542
Noor Zaman	IND	345
Niaz Muhammad	IND	292
Allah Noor	IND	188
Azizullah	IND	164
Nisar Ahmad Nisar	IND	158
Jalal Khan	IND	136
M. Rafiq	IND	78
Sardar Hassan	IND	42
M. Farooq	IND	37
Ghulam Haider	IND	27
Feroz Khan	IND	25
Atlas Khan	IND	14
Abdul Manan	IND	13
Zubair Khan	IND	10
M. Jehangir	IND	10
M. Usman	IND	5
Amaanullah	IND	3

NA 42
Tribal Area 7

Ladha, Makin, Sarogha and Sarakai tehsils of South Waziristan Agency

Registered voters	122,373		
Total votes polled	31,166	Turnout	25.5%
Valid votes	30,472	Rejected votes	694

M. Mirajuddin	IND	12,360
Gen. Alam Jan Masood	IND	5,027
Qazi Salim Khan	IND	4,382
Sher Muhammad	IND	2,332
Yar M. Shabikhel Mahsood	IND	2,279
Maj. (R) M. Zaman	IND	1,503
Badshahi Khan	IND	1,168
M. Javed Khan	IND	999
Badshah Khan Malkhel	IND	382
Samiullah	IND	40

NA 43
Tribal Area 8

Manmond, Nawagai, Chamarkand and parts of Khar tehsils of Bajaur Agency

Registered voters	114,139		
Total votes polled	27,373	Turnout	24.0%
Valid votes	26,625	Rejected votes	748

Molvi M. Sadiq	IND	13,097
Shaukatullah Khan	IND	6,885
Salahuddin Khan	IND	3,599
Sheikh Jehanzada	IND	2,413
Hayat M. Ghalji	IND	403
M. Akbar Khan	IND	228

Gul Hayat Institute

NA 44
Tribal Area 9

Salarzai, Utmankhel, Barang and parts of Khar tehsils of Bajaur Agency

Registered voters	131,926		
Total votes polled	28,969	Turnout	22.0%
Valid votes	28,046	Rejected votes	923

Haroon Rashid	IND	13,389
Shahabuddin Khan	IND	8,465
M. Daud Khan	IND	2,511
Mian Said Ahmad Jan	IND	1,277
Gul Dad Khan	IND	1,015
Said Wahid	IND	905
M. Ihsanullah	IND	418
Hafeez-ur-Rehman	IND	66

NA 45
Tribal Area 10

Jamrud, Landi Kotal and Mulagore tehsils of Khyber Agency

Registered voters	91,361		
Total votes polled	20,046	Turnout	21.9%
Valid votes	19,698	Rejected votes	348

Noor-ul-Haq Qadri	IND	9,121
Ajab Khan Afridi	IND	4,131
Qazi M. Ashraf	IND	2,662
Amjad Ali	IND	890
M. Zakria Shinwari	IND	636
Haji Khan	IND	630
Ikramullah Jan	IND	625
Sardar Khan Afridi	IND	466
Ishratullah	IND	234
Nawab Shah Afridi	IND	217
Akhtar Murad	IND	54
Hidayatullah Afridi	IND	20
M. Hassan Shinwari	IND	12

NA 46
Tribal Area 11

Bara tehsil of Khyber Agency

Registered voters	80,422		
Total votes polled	16,819	Turnout	20.9%
Valid votes	16,559	Rejected votes	260

Molana Khalil-ur-Rehman Afridi	IND	5,611
M. Saeed	IND	3,566
M. Ayub	IND	2,838
Alhaj Mian Gul Afridi	IND	1,405
Dr. Bakht Wazir Afridi	IND	750
Farhad Shabab	IND	584
Javed Khan	IND	559
Dr. Abdul Qadir	IND	511
Malikzada Said Akbar	IND	418
Dr. Niaz Badshah	IND	212
M. Aris	IND	57
Haji Faizullah	IND	48

NA 47
Tribal Area 12

Tribal areas of Peshawar, Kohat, Bannu, Dera Ismail Khan, Tank and Lakki Marwat districts

Registered voters	120,963		
Total votes polled	35,041	Turnout	29.0%
Valid votes	34,627	Rejected votes	414

Dr. Naseem Afridi	IND	10,341
Ashfaq Khan Bhatanni	IND	10,277
Haji Zafar Khan	IND	5,448
Malik Noor Zaman	IND	4,262
Muhabat Khan Sherani	IND	1,961
Dr. M. Nawaz Wazir	IND	906
Sameenullah	IND	676
Noor Aslam Afridi	IND	400
Dilawar Khan	IND	117
Shehzada Mehmood Afridi, Adv.	IND	88
Zahid Khan	IND	40

Gul Hayat Institute

Dr Haji Zarbat Khan	IND	33
Moeen Khan	IND	27
Abdul Razzaq	IND	22
Said Anwar Afridi	IND	16
Malik Mir Alam Khan	IND	8
Malik M. Janan Khan	IND	5

NA 48 and 49
Federal Capital - Islamabad

NA 48
Islamabad 1

Registered voters	187,426		
Total votes polled	88,227	Turnout	47.1%
Valid votes	87,601	Rejected votes	626

Mian M. Aslam	MMA	40,365
Dr. Babar Awan	PPPP	28,775
Sahabzada Ahmed Raza Khan Kasuri	PTI	5,310
Munawar Mughal	PML (Q)	3,915
Syed Zafar Ali Shah	PML (N)	3,893
Alamgir Khan	IND	2,479
Col. (R) Sanaullah Raja	PAT	1,131
Shakeel Hasan Qaiser	PML (Z)	529
M. Shafiq Ch.	PML (J)	490
Dr. M. Nasir Ansari	IND	202
Haji M. Hanif Tayyab	NMP	178
Syed Tayyab Al-Hussaini	PWP	122
Ghulam Mehboob	PSDP	105
M. Farooq Butt	IND	24
Maj. (R) Fuzail Hussain Khan	IND	24
Rafiq-ur-Rehman Sanjrani	QTP	22
Rao Javed Ali Khan	PDP	21
Syed Shaukat Amir	IND	16

NA 49
Islamabad 2

Registered voters	196,177		
Total votes polled	108,496	Turnout	55.3%
Valid votes	107,241	Rejected votes	1,255

Syed Nayyar Hussain Bokhari	PPPP	47,884
Mustafa Nawaz Khokhar	IND	30,016
Dr. Tariq Fazal Ch.	PML (N)	16,832

Gul Hayat Institute

Rab Nawaz Ch.	PTI	7,540
Raja M. Yamin Abbasi	PAT	2,009
M. Rahim Awan	PML (J)	1,218
Sardar Ghulam Mustafa	IND	1,184
Malik Masood Ahmed	IND	361
Shakil Ahmed Anjum	PFP	101
Sardar M. Sabir	HQM	96

NA 50 to 197
Punjab

NA 50
Rawalpindi 1

Registered voters	358,818		
Total votes polled	171,449	Turnout	47.8%
Valid votes	168,707	Rejected votes	2,742

Ghulam Murtaza Satti	PPPP	74,259
Shahid Khaqan Abbasi	PML (N)	63,797
M. Sufyan Abbasi	MMA	29,331
M. Siddiq Qureshi	PTI	860
Col. (R) M. Masud Baig	IND	460

NA 51
Rawalpindi 2

Registered voters	345,475		
Total votes polled	179,187	Turnout	51.9%
Valid votes	175,867	Rejected votes	3,320

Raja Pervaiz Ashraf	PPPP	81,761
Raja Shoukat Aziz	PML (Q)	46,383
Ch. M. Khurshid Zaman	PML (N)	26,895
Dr. M. Tahir-ul-Qadri	PAT	15,213
Ch. Tariq Mehmood Naqshbandi Gujjar	MMA	5,082
Syed Mozam Ali Rizvi	PWP	533

NA 52
Rawalpindi 3

Registered voters	306,853		
Total votes polled	150,008	Turnout	48.9%
Valid votes	144,310	Rejected votes	5,698

Ch. Nisar Ali Khan	PML (N)	73,671
M. Nasir Raja	PML (Q)	56,645
M. Saghir Khokhar	PPPP	11,684
Col. (R) Sakhawat Hussain	IND	2,310

Gul Hayat Institute

NA 53
Rawalpindi 4

Registered voters	291,549		
Total votes polled	148,646	Turnout	51.0%
Valid votes	145,335	Rejected votes	3,311

Ghulam Sarwar Khan	IND	66,900
Ch. Nisar Ali Khan	PML (N)	57,110
Faisal Iqbal	IND	9,984
Sardar Shoaib Mumtaz Khan	PPPP	6,673
Syed Guftar Hussain Shah	PAT	3,596
Engr. Jamil Ahmed Malik	IND	551
Agha Syed Qamar Abbas Kazmi	PWP	319
Tanvir Iqbal Khan, Adv.	IND	202

The winner later joined PML (Q) under the new law.

NA 54
Rawalpindi 5

Registered voters	209,619		
Total votes polled	83,780	Turnout	40.0%
Valid votes	82,292	Rejected votes	1,488

Zamurd Khan, Adv.	PPPP	31,491
Raja M. Zafar-ul-Haq	PML (N)	28,805
Shaukat Aziz Siddiqi	MMA	12,676
M. Ijaz-ul-Haq	PML (Z)	4,164
Ghulam Qadir	PTI	2,479
Allama Ayaz Zahir Hashmi	PML (Q)	1,640
Syed Zahid Abbas Kazmi	PWP	560
Syed Ghazanfar Ali Shah	NA	264
Brig. (R) Nusrat Jahan Saleem	TPP	173
Maj. (R) Mehar M. Ramzan	IND	40

NA 55
Rawalpindi 6

Registered voters	254,943		
Total votes polled	98,833	Turnout	38.8%
Valid votes	96,659	Rejected votes	2,174

Sheikh Rashid Ahmad	IND	40,649
Agha Riaz-ul-Islam	PPPP	28,885
Sardar M. Tariq	PML (N)	14,405
Tariq Munir Butt	MMA	12,297
Abdul Hafeez Khokhar	SPP	276
Naveed Sharif Butt	ST	147

The winner later joined PML (Q) under the new law.

NA 56
Rawalpindi 7

Registered voters	231,962		
Total votes polled	84,304	Turnout	36.3%
Valid votes	82,089	Rejected votes	2,215

Sheikh Rashid Ahmad	IND	30,951
Sardar Shoukat Hayat	PPPP	19,888
Dr. M. Afzal Azaz	MMA	12,540
Syed Zafar Ali Shah	PML (N)	11,441
■ Nilofar Bukhtiar	PML (Q)	3,637
Aamer Mehmood Kiani	PTI	3,182
Sajjad Haider Qadri	ST	450

The winner later joined PML (Q) under the new law. Sheikh Rashid Ahmad also won another National Assembly seat, NA 55 Rawalpindi 6, which he retained. By-elections on the vacated NA 56 were held on January 15, 2003. Following are the results.

Registered voters	231,962		
Total votes polled	55,603	Turnout	24.0%
Valid votes	55,225	Rejected votes	378

M. Hanif Abbasi	MMA	31,919
Sheikh Rashid Shafiq	PML (Q)	16,772

Gul Hayat Institute

M. Yousaf Mirza	PPPP	6,362
Aamar Mahmood Kiani	IND	139
Malik Naseer Ahmad Khan	IND	33

NA 57
Attock 1

Registered voters	243,306		
Total votes polled	106,183	Turnout	43.6%
Valid votes	102,410	Rejected votes	3,773

Malik Amin Aslam Khan	PML (Q)	39,921
M. Salman Sarwar	PML (N)	23,988
Hafiz Saeed Ahmad	MMA	23,933
Sheikh Ehsanuddin	PPPP	9,570
Aftab Khan Wardag	TI	2,270
Mehboob Ahmad Qadri	PAT	2,043
Malik M. Asghar, Adv.	IND	685

NA 58
Attock 2

Registered voters	274,639		
Total votes polled	157,007	Turnout	57.2%
Valid votes	151,777	Rejected votes	5,230

Malik Allah Yar Khan	PML (Q)	88,784
Malik Sohail Khan	PML (N)	41,373
Syed Iftikhar Ali Khan	PPPP	10,302
Syed Abdul Salam Hassan Raza Naqvi	MMA	8,126
Sardar M. Khalid	PAT	1,647
M. Amin Gulial	PTI	1,545

NA 59
Attock 3

Registered voters	236,272		
Total votes polled	133,618	Turnout	56.6%
Valid votes	130,217	Rejected votes	3,401

■ Eman Wasim	PML (Q)	65,672
Dr. Sikandar Hayat Khan	PPPP	41,674
Lt. Col. (R) M. Pervaiz Khan	PML (N)	12,884
M. Halim, Adv.	MMA	6,908
Dr. M. Yaqoob Khan	PAT	3,079

NA 60
Chakwal 1

Registered voters	386,932		
Total votes polled	204,550	Turnout	52.9%
Valid votes	200,355	Rejected votes	4,195

Maj. (R) Tahir Iqbal	PML (Q)	72,331
Ayaz Amir	PML (N)	70,080
Khurram Nawab	PPPP	41,006
Sahabzada Nasir Jamil Hashmi	MMA	14,084
M. Nawaz Malik	PTI	2,358
Raja Naseeb Khan	QIP	496

NA 61
Chakwal 2

Registered voters	358,593		
Total votes polled	198,143	Turnout	55.3%
Valid votes	194,260	Rejected votes	3,883

M. Faiz Malik Tamman	IND	101,664
Sardar Mansoor Hayat Taman	PML (Q)	76,171
M. Amir	MMA	9,754
Syed M. Ijaz Shabbir Bukhari	PPPP	6,671

The winner later joined PPPP under the new law.

Gul Hayat Institute

NA 62
Jhelum 1

Registered voters	290,079		
Total votes polled	150,881	Turnout	52.0%
Valid votes	148,053	Rejected votes	2,828

Ch. Shahbaz Hussain	PML (Q)	75,217
Raja M. Safdar	PML (N)	51,618
Sohail Zafar	PPPP	15,133
Raja M. Zia Ashraf	MMA	4,391
Lt. Col. (R) Rab Nawaz	PAT	867
M. Riaz Malik	PTI	827

NA 63
Jhelum 2

Registered voters	294,278		
Total votes polled	147,407	Turnout	50.1%
Valid votes	142,818	Rejected votes	4,589

Raja M. Asad Khan	PML (N)	46,722
Nawabzada Syed Shamas Haider	PML (Q)	39,933
Saeed-ul-Hassan Zaidi	PPPP	26,353
Dr. Ghulam Hussain	PPP (SB)	11,569
Col. Anwar Khan Afridi	PAT	6,587
Raja M. Nawaz Kiani	MMA	4,286
Malik Abdul Qayoom	NA	3,189
M. Asad Rajput	IND	2,031
Manzoor Hussain Malik	IND	1,356
Mehboob Hussain	PTI	521
Mirza M. Nawazish Ali Baig	IND	271

NA 64
Sargodha 1

Registered voters	329,423		
Total votes polled	165,495	Turnout	50.2%
Valid votes	161,072	Rejected votes	4,423

Inam-ul-Haq Paracha Maj. (R) Pirzada	PPPP	69,815
M. Ibrahim Shah	PML (N)	43,396
Ch. M. Ali	PML (Q)	42,781
Malik Hamid Zaman Bhirth	MMA	2,388
Pirzada M. Mohsin Shah	IND	1,615
Hasan Inam Paracha	IND	1,077

NA 65
Sargodha 2

Registered voters	287,545		
Total votes polled	134,185	Turnout	46.7%
Valid votes	130,896	Rejected votes	3,289

Ch. Ghias Ahmed Mela	PML (Q)	62,306
Mehar Khaliq Yar Khan Lak	PPPP	59,034
Ahtasham Ahmed Cheema	PML (N)	8,299
Mehar M. Yar Khan Lak	IND	1,257

NA 66
Sargodha 3

Registered voters	282,701		
Total votes polled	126,582	Turnout	44.8%
Valid votes	123,223	Rejected votes	3,359

Tasneem Ahmed Qureshi	PPPP	40,448
Dr. M. Arshad Shahid	MMA	38,952
Ch. M. Hamid Hameed	PML (N)	29,496
Mian M. Shahid Nazir, Adv.	PML (Q)	10,128
Ch. Sultan Ahmed	PAT	2,241
Rao Abdul Ghaffar Khan, Adv.	IND	927
Mehar Ahmed Shujjah Khan Lak	NA	349
Farzana Hameed	IND	346

Gul Hayat Institute

M. Naeem Akhtar Arain alias Naeem Bhogro	IND	263
Nisar Ahmed Hundal	IND	73

NA 67
Sargodha 4

Registered voters	305,379		
Total votes polled	150,043	Turnout	49.1%
Valid votes	145,378	Rejected votes	4,665

Ch. Anwar Ali Cheema	PML (Q)	84,919
Shamas Naveed Cheema	MMA	38,136
Ch. Hafeezullah Cheema	PPPP	22,323

NA 68
Sargodha 5

Registered voters	307,801		
Total votes polled	158,711	Turnout	51.6%
Valid votes	154,086	Rejected votes	4,625

Mazhar Ahmed Qureshi	PML (Q)	84,038
Syed Mansoor Ali Shah	PML (N)	56,958
Ch. M. Ashraf Chadhar, Adv.	PAT	4,953
Malik Farhat Abbas Chavaka	PPPP	4,632
Ch. Anwar Ali Cheema	IND	3,294
Asif Ali Sheikh	IND	211

NA 69
Khushab 1

Registered voters	274,728		
Total votes polled	152,771	Turnout	55.6%
Valid votes	147,730	Rejected votes	5,041

■ Sumera Malik	NA	71,925
Malik Umer Aslam	PML (Q)	58,247
Hafiz M. Bakhsh	MMA	17,558

NA 70
Khushab 2

Registered voters	256,511		
Total votes polled	144,884	Turnout	56.5%
Valid votes	141,809	Rejected votes	3,075

Malik M. Saifullah Tiwana	IND	60,754
Malik M. Shabbir Awan	PML (Q)	52,983
Dr. Ghaus Khan Niazi	PML (N)	23,074
Sher Muhammad	PPPP	4,658
Riaz Ahmed Khalil	PMKP	340

The winner later joined PML (Q) under the new law.

NA 71
Mianwali 1

Registered voters	307,223		
Total votes polled	144,068	Turnout	46.9%
Valid votes	138,050	Rejected votes	6,018

Imran Khan	PTI	66,737
Obaidullah Khan Shadikhel	PML (Q)	60,533
Malik Ahmad Khan	MMA	4,817
Tariq Abbas Khan	NA	2,057
Abdul Qayoom Khan	IND	1,835
G. M. Shah	PPPP	1,685
Col. M. Hassan Khan	PAT	386

NA 72
Mianwali 2

Registered voters	312,785		
Total votes polled	148,314	Turnout	47.4%
Valid votes	143,789	Rejected votes	4,525

Dr. Sher Afgan Khan	PPPP	50,210
Malik M. Feroz Joiya	PML (Q)	46,246
Inamullah Khan	PML (N)	30,018
Amir Abdullah Khan	MMA	13,558
Tariq Abbas Khan	NA	3,356
Sher Ahmed Khan Niazi	IND	401

Gul Hayat Institute

NA 73
Bhakkar 1

Registered voters	269,306		
Total votes polled	169,236	Turnout	62.8%
Valid votes	165,436	Rejected votes	3,800

M. Sanaullah Khan	PML (Q)	95,131
Abdul Majeed Khan Khanankhel	PML (N)	60,548
Molana Ghulam Farid	MMA	8,197
M. Tariq Khan Niazi	PPPP	1,319
Malik M. Ramzan Awan, Adv.	IND	241

NA 74
Bhakkar 2

Registered voters	290,180		
Total votes polled	179,879	Turnout	62.0%
Valid votes	176,340	Rejected votes	3,539

Ch. Shujaat Hussain	PML (Q)	103,508
Dr. M. Afzal Khan Dhandhla	PML (N)	71,607
Malik Ghulam Sarwar	PPPP	1,225

Ch. Shujaat Hussain also won another National Assembly seat, NA 105 Gujrat 2, which he retained. By-elections on the vacated NA 74 were held on January 15, 2003. Following are the results.

Registered voters	290,180		
Total votes polled	151,351	Turnout	52.2%
Valid votes	150,204	Rejected votes	1,147

Rasheed Akbar Khan	PML (Q)	121,190
M. Saifullah	MMA	28,674
Dr. M. Afzal Khan Dhandala	IND	278
Naeemullah Khan Shahani	IND	62

NA 75
Faisalabad 1

Registered voters	297,842		
Total votes polled	134,965	Turnout	45.3%
Valid votes	131,722	Rejected votes	3,243

Lt. Col. (R) Ghulam Rasool Sahi	PML (Q)	55,464
Wajid Mustafa Bajwa	PPPP	35,417
Misbahuddin Zaigham	PML (N)	31,283
M. Asghar	MNAKA	3,806
M. Athar Iqbal Bhutta	MMA	3,114
Rana M. Zubair Ahsan Khan	NA	2,036
Prof. Dr. Saleem Iqbal Bhutta	PML (J)	602

NA 76
Faisalabad 2

Registered voters	291,363		
Total votes polled	130,606	Turnout	44.8%
Valid votes	127,603	Rejected votes	3,003

M. Wasi Zafar	PML (Q)	56,089
Rai Salahuddin Khan	PML (N)	41,119
Rai Ijaz Hussain	PPPP	19,521
Abu Bakr Hamza	MMA	9,567
Rai Fiaz Hussain	IND	1,307

NA 77
Faisalabad 3

Registered voters	277,749		
Total votes polled	130,723	Turnout	47.1%
Valid votes	126,552	Rejected votes	4,171

Ch. M. Asim Nazir	PML (Q)	63,296
M. Akram Ch.	PML (N)	26,542
Khizar Abbas	PPPP	25,125
Rai M. Akram Khan Kharal	MMA	9,176
Shabbir Ahmad	IND	1,437
Riaz Hussain	PTI	733
Ali Akhtar	IND	243

Gul Hayat Institute

NA 78
Faisalabad 4

Registered voters	311,445		
Total votes polled	141,279	Turnout	45.4%
Valid votes	136,169	Rejected votes	5,110

Rajab Ali Khan Baloch	PML (Q)	57,071
Pirzada M. Ashraf Zia	PML (N)	41,026
M. Ishaque Shafqat Baloch	PPPP	30,260
Pir Karimullah Shah	MMA	6,404
Mian Muzaffar Hussain	NA	1,117
M. Iqbal Javed	PGP	291

NA 79
Faisalabad 5

Registered voters	310,492		
Total votes polled	144,782	Turnout	46.6%
Valid votes	142,335	Rejected votes	2,447

M. Safdar Shaker	PML (Q)	61,150
Rana M. Farooq Saeed Khan	PPPP	56,773
Ch. Safdar-ur-Rehman	PML (N)	23,448
Rana M. Usman Saeed Khan	IND	804
M. Abdullah Ghazi	PML (J)	160

NA 80
Faisalabad 6

Registered voters	280,902		
Total votes polled	127,962	Turnout	45.6%
Valid votes	126,758	Rejected votes	1,204

Asif Tauseef	PML (N)	43,547
Sardar Dildar Ahmad Cheema	PML (Q)	41,947
Raza Nasrullah Ghumman	PPPP	40,264
M. Saeed	MMA	786
Rifat Dildar	IND	214

NA 81
Faisalabad 7

Registered voters	281,593		
Total votes polled	127,760	Turnout	45.4%
Valid votes	124,414	Rejected votes	3,346

Dr. Nisar Ahmad	PPPP	58,855
Ch. Talib Hussain	PML (Q)	51,125
M. Shehbaz Kasana	PML (N)	9,974
Ch. M. Bashir Randhawa	NA	4,460

NA 82
Faisalabad 8

Registered voters	267,093		
Total votes polled	106,513	Turnout	39.9%
Valid votes	104,801	Rejected votes	1,712

Sahabzada Haji M. Fazal Karim	PML (N)	37,049
Nisar Akbar Khan	PPPP	36,288
Syed Nasir Ali Shah	PML (Q)	18,214
Sardar Zafar Hussain Khan, Adv.	MMA	11,460
Mian Ibrar Ahmad Sher Zian, Adv.	PAT	910
Musharraf Ali Khan, Adv.	PTI	633
Rana Bilal Ahmad	IND	152
Prof. Dr. M. Jameel Bhutta	PML (J)	95

NA 83
Faisalabad 9

Registered voters	282,919		
Total votes polled	105,956	Turnout	37.5%
Valid votes	104,403	Rejected votes	1,553

Mushtaq Ali Cheema	PML (Q)	38,278
Ch. M. Ijaz Virk	PPPP	37,431
Mian Irfan Ahmad	PML (N)	24,111
Mian Zahid Anwar	NA	2,347
Ch. Khalid Saeed Gill	PTI	1,784
Shahid Anwar	IND	161
Ch. M. Abid Virk	IND	107

Gul Hayat Institute

Mian Arshad Ali Rashid	IND	93
Mian Inam-ur-Rahim	MQM	52
Qamar-uz-Zaman Ch.	IND	39

NA 84
Faisalabad 10

Registered voters	257,162		
Total votes polled	90,881	Turnout	35.3%
Valid votes	89,310	Rejected votes	1,571

Abid Ali	PML (N)	33,455
Fazal Hussain Rahi	NA	24,092
Badaruddin Ch.	PPPP	22,484
Qari M. Ghulam Rasool	MMA	6,629
Muzamil Raza, Adv.	PAT	1,431
Fazeelat Qamar	PTI	676
■ Munawar Sultana	IND	161
Mian Riffat Javed Qadri	IND	148
M. Qasim Ghafari	IND	138
Nawab Abid Hussain	PPP (SB)	96

NA 85
Faisalabad 11

Registered voters	288,603		
Total votes polled	112,938	Turnout	39.1%
Valid votes	111,265	Rejected votes	1,673

Raja Nadir Pervaiz	PML (N)	41,448
Haji Bilal Noor Ansari	PPPP	37,289
Mian Zahid Sarfraz	PML (Q)	18,109
Molana M. Saeed Ahmad Asad	NA	12,346
Malik Munawar Hussain Khan	PAT	854
Engr. Sheikh Javed Iqbal	PTI	522
Sajjad Murshid Gill	IND	349
Mian Shahid Anwar	IND	217
M. Rehman Sheikh	PGP	131

NA 86
Jhang 1

Registered voters	252,313		
Total votes polled	130,216	Turnout	51.6%
Valid votes	126,706	Rejected votes	3,510

M. Tahir Shah	PML (Q)	53,639
Qaisar Ahmad Sheikh	TI	40,888
Molana M. Rehmatullah	MMA	29,336
M. Ashraf Chaddhar	IND	1,388
Syed Munawar Abbas	PAT	1,170
Qamar-uz-Zaman	IND	285

NA 87
Jhang 2

Registered voters	261,341		
Total votes polled	130,048	Turnout	49.8%
Valid votes	126,190	Rejected votes	3,858

■ Ghulam Bibi Bharwana	PML (Q)	55,851
Makhdoom Syed Asad Hayat Shah	PPPP	38,983
Mehar M. Nawaz Bharwana	NA	17,866
Mehar M. Zafarullah Khan	IND	12,223
Ali Humayun Sipra	PML (N)	1,267

NA 88
Jhang 3

Registered voters	328,321		
Total votes polled	158,031	Turnout	48.1%
Valid votes	151,320	Rejected votes	6,711

Makhdoom Syed Faisal Saleh Hayat	PPPP	76,201
■ Abida Hussain	PML (Q)	65,436
Molana Abdul Waris	MMA	4,565
Irfan Qaisar Sheikh	IND	3,598
Sharif Awan	PTI	1,047
Rab Nawaz	IND	322
Zulfiqar Ahmad Khan	JWP	151

Gul Hayat Institute

NA 89
Jhang 4

Registered voters	244,542		
Total votes polled	116,472	Turnout	47.6%
Valid votes	112,947	Rejected votes	3,525

Molana M. Azam Tariq	IND	41,425
Dr. M. Tahir-ul-Qadri	PAT	34,183
Sheikh Waqas Akram	NA	31,959
Lt. Comdr. (R) Sohaib Farooq (Retired)	PML (Q)	1,415
Makhdoomzada Syed Asad Hayat	PPPP	1,079
Mukhtar Ahmad Khan Sial	IND	1,008
M. Anwar Cheema	MMA	969
Syed Abdul Basit Gilani	IND	428
Abdul Qudoos Awan	PTI	197
Khalid Mehmood	IND	122
Syed M. Sana-ul-Haq	IND	59
Sheikh M. Shahzad Safdar	IND	36
Sheikh Babar Aslam	IND	32
Ch. Anees-ur-Rehman	IND	21
Qaisar Ahmad Sheikh	TI	14

The winner later joined PML (Q) under the new law.

NA 90
Jhang 5

Registered voters	230,982		
Total votes polled	119,254	Turnout	51.6%
Valid votes	116,344	Rejected votes	2,910

■ Saima Akhtar Bharwana	IND	56,647
Sahabzada M. Nazir Sultan	NA	56,180
Shahbaz Ahmad Gujjar, Adv.	MMA	3,517

The winner later joined PML (Q) under the new law.

NA 91
Jhang 6

Registered voters	261,795		
Total votes polled	140,438	Turnout	53.6%
Valid votes	136,876	Rejected votes	3,562

Sahabzada M. Mehboob Sultan	PML (Q)	53,545
Makhdoom Syed Faisal Saleh Hayat	PPPP	45,428
Attaullah Khan	IND	36,173
Naeemullah Akhtar Sheikh	IND	1,151
Sardar Azhar Ali Maikan	PTI	579

NA 92
Toba Tek Singh 1

Registered voters	318,208		
Total votes polled	167,491	Turnout	52.6%
Valid votes	163,459	Rejected votes	4,032

Amjad Ali Warraich	PML (J)	61,746
Hamza	PML (N)	51,416
Haji M. Ishaq	PPPP	49,584
Qari M. Zawar Bahadir	MMA	508
■ Farkhanda Amjad Ali Warriach	IND	205

NA 93
Toba Tek Singh 2

Registered voters	309,393		
Total votes polled	160,778	Turnout	52.0%
Valid votes	157,400	Rejected votes	3,378

M. Farhan Latif	IND	81,607
Hafizullah Ishaq	PPPP	50,597
Dr. Zahid Sattar	MMA	23,355
Abu Bakar Siddiq	IND	920
Munir Ahmad	PML (F)	659
■ Neelam Ch.	IND	262

The winner later joined PML (Q) under the new law.

Gul Hayat Institute

NA 94
Toba Tek Singh 3

Registered voters	344,077		
Total votes polled	174,949	Turnout	50.8%
Valid votes	170,131	Rejected votes	4,818

Riaz Fatiana	IND	67,603
Khalid Ahmed Khan Kharal	PPPP	53,164
Ch. Asad-ur-Rehman	PML (N)	44,942
Makhdoom Nazar Hussain	IND	1,755
Molana M. Ahmed Ludhianvi	IND	1,088
Mian Ikram ul Haq	PTI	695
Ghulam Shabbir Khan	IND	665
Irfanullah Khan	IND	111
Ch. Ghulam Murtaza	IND	108

The winner later joined PML (Q) under the new law.

NA 95
Gujranwala 1

Registered voters	247,002		
Total votes polled	83,311	Turnout	33.7%
Valid votes	81,099	Rejected votes	2,212

Ch. Imranullah, Adv.	PPPP	28,024
Usman Ibrahim	PML (N)	26,977
M. Ayub Safdar	MMA	18,107
Haji M. Imranullah Ch.	PML (Q)	6,702
Ch. Khalid Zafar Sansi	PTI	1,289

NA 96
Gujranwala 2

Registered voters	248,268		
Total votes polled	91,693	Turnout	36.9%
Valid votes	89,548	Rejected votes	2,145

Qazi Hameedullah Khan	MMA	39,181
Kh. M. Saleh	PPPP	24,434
Engr. Khurram Dastgir Khan	PML (N)	20,306
■ Robina Saleem	PML (Q)	4,037
M. Nazir	PTI	471
Ghulam Qadir Khan	IND	365
Khurshid Ahmad Sodhi	NA	299
Naeem Raza Ansari	IND	230
Mian Masood Ahmed, Adv.	QJP	225

NA 97
Gujranwala 3

Registered voters	248,771		
Total votes polled	93,254	Turnout	37.5%
Valid votes	89,859	Rejected votes	3,395

Ch. Shahid Akram Bhinder	PML (Q)	29,375
Dr. Zafar Ch.	PPPP	24,461
Shabbir Hussain Abbasi	MMA	15,265
Ch. Mehmood Bashir Virk	PML (N)	12,491
Ch. M. Ishfaq Butter, Adv.	PAT	6,153
Adil Saleem Khan	PML (J)	1,333
M. Masood Akhtar, Adv.	PTI	524
Mian Maqsood Ahmed	IND	188
Sardar Hassan Sindhu	IND	69

NA 98
Gujranwala 4

Registered voters	285,993		
Total votes polled	136,693	Turnout	47.8%
Valid votes	131,614	Rejected votes	5,079

Imtiaz Safdar	PPPP	45,655
M. Azam Cheema	PML (Q)	37,523
Ch. M. Ashraf Warriach	PML (J)	21,207
Bilal Qudrat Butt	MMA	17,800
Sardar Zia-ul-Haq	PML (N)	7,366
Tanveer Azam Cheema	IND	744
Ghulam Sarwar	IND	657
Sardar Riaz-ul-Haq	IND	357
■ Shamaila Liaqat	IND	305

Gul Hayat Institute

NA 99
Gujranwala 5

Registered voters	284,193		
Total votes polled	134,760	Turnout	47.4%
Valid votes	131,018	Rejected votes	3,742

Rana Umar Nazir Khan	PML (Q)	62,209
Ch. M. Abdullah Virk	PPPP	46,025
Alama M. Ashraf Jilali	MMA	14,474
Aamar Sohail Mughal	PML (N)	8,310

NA 100
Gujranwala 6

Registered voters	280,754		
Total votes polled	138,474	Turnout	49.3%
Valid votes	132,942	Rejected votes	5,532

Ch. Bilal Ijaz	PML (Q)	73,107
Hamed Nasir Chattha	PML (J)	49,255
M. Ehsanullah	MMA	8,375
Dr. Pervaiz Ameer Gujjar	PTI	1,990
Rana Safdar Raza Mubarak	IND	215

NA 101
Gujranwala 7

Registered voters	302,628		
Total votes polled	148,718	Turnout	49.1%
Valid votes	143,821	Rejected votes	4,897

Hamid Nasir Chattha	PML (J)	69,171
■ Asma Shahnawaz	PPPP	64,355
Shaukat Hayat Chattha	IND	7,169
M. Saleem Aujalvi, Adv.	PAT	2,711
Adnan Sarwar Cheema	IND	415

NA 102
Hafizabad 1

Registered voters	221,662		
Total votes polled	114,784	Turnout	51.8%
Valid votes	110,790	Rejected votes	3,994

Ch. Mehdi Hasan Bhatti	PML (Q)	50,824
Brig. (R) M. Usman Tarar	PML (N)	43,218
Ahmad Bilal Tarar	PPPP	15,079
Tajamal Hafeez M. A.	PAT	1,192
Ch. Shaukat Ali Bhatti	IND	477

NA 103
Hafizabad 2

Registered voters	206,486		
Total votes polled	115,347	Turnout	55.9%
Valid votes	111,845	Rejected votes	3,502

Ch. Liaqat Abbas Bhatti	PML (Q)	67,626
Ch. Sarfraz Khan Bhatti	IND	42,990
Mian Akhtar Hussain Khan Bhatti, Adv.	PTI	1,229

NA 104
Gujrat 1

Registered voters	303,985		
Total votes polled	158,322	Turnout	52.1%
Valid votes	154,009	Rejected votes	4,313

Ch. Wajahat Hussain	PML (Q)	82,126
Nawabzada Ghazanfar Ali Gul	PPPP	62,651
Qari M. Liaqat Ali Naqshbandi	MMA	5,587
Gulrez Mehmood Akhtar Warraich, Adv.	PAT	2,285
M. Azam Sial	IND	950
Maj. (R) M. Arshad Bora, Adv.	PTI	410

Gul Hayat Institute

NA 105
Gujrat 2

Registered voters	292,310		
Total votes polled	138,588	Turnout	47.4%
Valid votes	135,208	Rejected votes	3,380

Ch. Shujaat Hussain	PML (Q)	66,809
Ch. Ahmad Mukhtar	PPPP	52,632
Hafiz Amjad Shaheen Warraich	MMA	6,819
Dr. Mehmood-ul-Hassan Kunjahi	PAT	6,818
Ch. Wajahat Hussain	IND	1,061
M. Gul Nawaz	IND	661
Syed Shaukat Kamal, Adv.	PPP (SB)	408

NA 106
Gujrat 3

Registered voters	319,747		
Total votes polled	165,680	Turnout	51.8%
Valid votes	160,482	Rejected votes	5,198

Ch. Qamar Zaman	PPPP	83,438
Mian M. Afzal Hayat	NA	69,826
Ch. M. Asghar Deona	PAT	6,357
Ch. Jamshed Nasar	IND	861

NA 107
Gujrat 4

Registered voters	308,463		
Total votes polled	163,542	Turnout	53.0%
Valid votes	158,143	Rejected votes	5,399

Rehman Naseer Ch.	PPPP	52,484
Syed Noor-ul-Hassan Shah	PML (Q)	48,673
Malik Ajmal Siddiq	PML (N)	43,905
Lt. Col. (R) Raja Javed Mujtaba	IND	8,575
Hafiz M. Nawaz	MMA	3,314
Raja Shafat Hussain Khan, Adv.	IND	689
M. Ilyas Ch.	PAT	503

NA 108
Mandi Bahauddin 1

Registered voters	363,575		
Total votes polled	178,948	Turnout	49.2%
Valid votes	173,596	Rejected votes	5,352

Ijaz Ahmad Ch.	PML (Q)	70,060
Zafarullah Tarar	PPPP	60,424
Syed M. Mehfooz Mashadi	MMA	37,422
Amjad Hussain Tarar	IND	2,028
Ijaz Ahmed Sahi	IND	1,860
M. Zaheer	PAT	1,066
Maj. (R) Sher M. Gondal, Adv.	TPP	736

NA 109
Mandi Bahauddin 2

Registered voters	362,887		
Total votes polled	163,644	Turnout	45.1%
Valid votes	158,501	Rejected votes	5,143

Maj. (R) Zulfiqar Ali Gondal	PPPP	71,424
Nasir Iqbal Busal	PML (Q)	64,968
Munwar Iqbal Gondal	PML (N)	20,455
Ch. Manzoor Hussain Dudhara	IND	1,654

NA 110
Sialkot 1

Registered voters	247,536		
Total votes polled	106,083	Turnout	42.9%
Valid votes	101,803	Rejected votes	4,280

Kh. M. Asif	PML (N)	42,743
Mian M. Riaz	PML (Q)	38,957
Raja Amer Khan	PPPP	19,391
Dr. Abdur Rehman	IND	501
M. Shahid Iqbal Pasha	IND	211

Gul Hayat Institute

NA 111
Sialkot 2

Registered voters	321,453		
Total votes polled	144,367	Turnout	44.9%
Valid votes	137,913	Rejected votes	6,454

Ch. Amir Hussain	PML (Q)	52,378
Idrees Ahmed Bajwa	PML (N)	50,761
Maj. (R) Tariq Yousaf Rajput	PPPP	25,329
M. Yaqoob	PAT	9,317
Akhtar Javed Pirzada	IND	128

NA 112
Sialkot 3

Registered voters	324,531		
Total votes polled	159,101	Turnout	49.0%
Valid votes	153,701	Rejected votes	5,400

Umar Ahmad Ghumman	PML (Q)	68,468
Sahabzada Syed Murtaza Amin	PML (N)	41,251
Salman Saifullah Cheema	PPPP	31,602
Prof. M. Amin Javed	MMA	6,761
M. Sharif Ch.	PAT	4,477
M. Nazir Cheema	IND	694
Qaiser Iqbal Baryar	IND	219
Pirzada Syed Saeed Ahmad Shah	IND	133
Usman Javed Ghumman	IND	96

NA 113
Sialkot 4

Registered voters	344,117		
Total votes polled	146,762	Turnout	42.6%
Valid votes	141,439	Rejected votes	5,323

Ali Asjad Malhi	PML (Q)	50,592
Col. (R) Sultan Sikandar Ghumman	PPPP	45,706
Col. (R) Zafar Hussain Gill	PML (N)	44,215
Armaghan Subhani	IND	532
Ch. Abdul Sattar	IND	394

NA 114
Sialkot 5

Registered voters	342,003		
Total votes polled	163,026	Turnout	47.7%
Valid votes	157,229	Rejected votes	5,797

Zahid Hamid Khan	PML (Q)	73,529
Ghulam Abbas	PPPP	64,749
Ch. Javed Iqbal Virk	PML (N)	18,172
Khairat Hussain Ch.	IND	779

NA 115
Narowal 1

Registered voters	237,486		
Total votes polled	104,841	Turnout	44.1%
Valid votes	100,282	Rejected votes	4,559

M. Nasir Khan	PML (Q)	32,104
■ Sumaira Yasser Rashid	IND	27,316
Mansoor Sarwar Khan	IND	11,834
Ch. M. Akbar Kahloon	PPPP	11,604
Ch. M. Rafiq	PML (N)	8,404
Hafiz M. Tahir Aslam	MMA	7,428
Abdul Razzaq Ch.	AQP	1,001
Musarrat Mansoor Khan	IND	591

Gul Hayat Institute

NA 116
Narowal 2

Registered voters	264,030		
Total votes polled	111,925	Turnout	42.4%
Valid votes	105,735	Rejected votes	6,190

Daniyal Aziz Ch.	PML (Q)	41,857
M. Tariq Anees	IND	37,145
Faisal Manzoor Rahim	PML (N)	10,039
Mubarik Ali	PAT	9,235
M. Khalid Ch.	PPPP	2,283
Ch. Hassan Nizami, Adv.	MMA	2,260
Brig. (R) M. Suleman	IND	2,071
■ Attia Afzal Ch.	IND	845

NA 117
Narowal 3

Registered voters	226,808		
Total votes polled	104,828	Turnout	46.2%
Valid votes	101,082	Rejected votes	3,746

■ Riffat Javed	PML (Q)	49,367
Ahsan Iqbal	PML (N)	33,698
Ch. Anwar-ul-Haq	PPPP	16,075
Khan Abdul Qayoom Khan	PAT	1,027
Ch. Usman Zia	IND	599
M. Shahid Zia	NPP (WG)	316

NA 118
Lahore 1

Registered voters	243,707		
Total votes polled	71,206	Turnout	29.2%
Valid votes	69,879	Rejected votes	1,327

Hafiz Salman Butt	IND	25,484
Mian M. Azhar	PML (Q)	21,641
Ch. Abdul Qadir	PPPP	16,855
Hafiz Abdul Wadood Shahid	MMA	2,728
Iqbal Mehmood Awan	PAT	1,782
M. Javed Awan	IND	618
Inamullah Khan	IND	460
Mian Rafi Khawar	IND	207
Noor Alam Qureshi	QJP	104

The winner later joined MMA under the new law.

NA 119
Lahore 2

Registered voters	280,155		
Total votes polled	76,936	Turnout	27.5%
Valid votes	75,965	Rejected votes	971

Kh. Saad Rafiq	PML (N)	43,166
Jehangir Badar	PPPP	21,193
Mian Abdul Sattar	PML (Q)	8,444
Mian Zahid Anwar	PTI	1,761
Ahmad Tariq Rana	PAT	417
Dr. Anwar Sajjad	PML (J)	357
Malik Hamid Sarfraz	IND	180
Hafiz Salman Butt	IND	146
Amir Ayub	IND	100
Tariq Mehmood Chughtai, Adv.	IND	87
Kh. Tahir Zia	IND	83
Dr. Asad Ashraf	IND	31

Gul Hayat Institute

NA 120
Lahore 3

Registered voters	232,800		
Total votes polled	72,806	Turnout	31.3%
Valid votes	71,987	Rejected votes	819

M. Pervaiz Malik	PML (N)	33,741
Altaf Ahmed Qureshi	PPPP	19,483
Mian M. Ashraf	PML (Q)	15,085
Abdur Rashid Bhatti	PTI	2,526
Sheikh Iffatullah	IND	471
Mian Sumeer Attaullah	IND	273
Hafiz Salman Butt	IND	203
Abdul Sattar	IND	98
Nawab Dr. Ambar Shahzada	IND	58
Mirza Ahtesham Yousaf Baig	IND	49

NA 121
Lahore 4

Registered voters	256,605		
Total votes polled	81,918	Turnout	31.9%
Valid votes	80,232	Rejected votes	1,686

Farid Ahmed Paracha	MMA	30,326
Mian M. Jehangir	PML (Q)	17,956
Aurangzeb Shafi Barki	PPPP	15,778
Faaiz Rahim Khan	PML (Z)	12,089
Amir Saleem Bhatti	PTI	3,373
Rana Mashood Ahmad Khan	IND	260
Hassan Mir Qadri	IND	162
Ch. Ishtiaq Ahmed Minhas	IND	131
Robina Shaheen	IND	81
Syed Zaeem Hussain Qadri	IND	76

NA 122
Lahore 5

Registered voters	279,245		
Total votes polled	93,257	Turnout	33.4%
Valid votes	92,009	Rejected votes	1,248

Sardar Ayaz Sadiq	PML (N)	37,531
Imran Khan	PTI	18,638
Ch. Ghulam Qadir	PPPP	17,561
M. Amin Ch.	PML (Q)	12,605
Ch. M. Ali	IND	3,314
Asad Bashir Kamboh	IND	910
Rana Zafarullah Khan Manj	PAT	613
Engr. M. Saleemullah Khan	JUP (NS)	581
Mian Asad Ataaullah	IND	141
Humayun Akhtar Khan	IND	65
Haroon Akhtar Khan	IND	50

NA 123
Lahore 6

Registered voters	262,987		
Total votes polled	67,851	Turnout	25.8%
Valid votes	66,805	Rejected votes	1,046

Makhdoom M. Javed Hashmi	PML (N)	30,372
Tariq Waheed Butt	PPPP	19,591
Mian Abdul Waheed	PML (Q)	9,579
Haji M. Saeed Arain	PTI	2,757
Ahsan Sheikh	NA	2,375
Mujtaba Shuja-ur-Rehman	IND	998
Engr. M. Saleemullah Khan	IND	774
Mian Ahmad Meraj	IND	359

Gul Hayat Institute

NA 124
Lahore 7

Registered voters	255,757		
Total votes polled	77,865	Turnout	30.4%
Valid votes	76,491	Rejected votes	1,374

Aitzaz Ahsan	PPPP	27,072
Allama M. Abid Jalali	MMA	23,974
Khurram Rohail Asghar	PML (Q)	23,110
Tahir Mehmood Ch.	PTI	1,204
Farooq Tariq	LPP	515
Mian Abdul Waheed	IND	390
■ Begum Rukhsana Shakeel Ahmed	IND	226

NA 125
Lahore 8

Registered voters	255,313		
Total votes polled	76,713	Turnout	30.0%
Valid votes	75,593	Rejected votes	1,120

Humayun Akhtar Khan	PML (Q)	22,405
M. Akram Zaki	PML (N)	21,186
M. Naveed Ch.	PPPP	21,152
Air Marshal (R) Syed Shahid Zulfiqar Ali	PTI	6,343
Iftikhar Ali Kilcha	PAT	1,599
Qari Habib-ur-Rehman Madni	MMA	1,445
Engr. M. Slaeemullah Khan	IND	544
Naveed Gulzar	IND	267
Sheikh Mushtaq Hussain	AQP	203
Mian Abdul Waheed	IND	175
Tahir Mehmood Padhihar	PPP (SB)	133
Prof. Aftab Lodhi	PATI	75
Maj. (R) Akhtar Shah, Adv.	IND	66

NA 126
Lahore 9

Registered voters	271,325		
Total votes polled	87,523	Turnout	32.3%
Valid votes	86,117	Rejected votes	1,406

Liaqat Baloch	MMA	43,679
Fakhar Zaman	PPPP	14,107
Tariq Badruddin Bandey	PML (Q)	13,838
Dr. Shahid Siddiq Khan	PTI	12,354
Pervaiz Saleh	NA	1,052
Syed Ahmed Saeed Karmani	PML (J)	486
M. Duryab Yousaf Qureshi Alhashmi	IND	467
M. Ilyas	IND	59
Allama Zubair Ahmad Zaheer	MJH	43
Maj. (R) Faisal Naseer Khan	IND	32

NA 127
Lahore 10

Registered voters	237,065		
Total votes polled	79,868	Turnout	33.7%
Valid votes	78,316	Rejected votes	1,552

Dr. M. Tahir-ul-Qadri	PAT	24,949
Abdul Aleem Khan	PML (Q)	20,545
Ch. Naseer Ahmed Bhutta	PML (N)	18,271
Prof. Mian Ijaz-ul-Hassan	PPPP	12,203
Dr. Usman Malik	PTI	2,187
M. Duryab Yousaf Qureshi Alhashmi	IND	161

NA 128
Lahore 11

Registered voters	244,140		
Total votes polled	95,690	Turnout	39.2%
Valid votes	92,656	Rejected votes	3,034

Malik Zaheer Abbas, Adv.	PPPP	31,175
Sardar Kamil Umar	PML (N)	29,682
Wazir Ali Bhatti, Adv.	PML (Q)	26,652

Gul Hayat Institute

Dr. Abdul Wahab	PTI	2,445
M. Yasir Ghufran	IND	2,132
Malik Jangir Hussain Bara	IND	570

NA 129
Lahore 12

Registered voters	211,530		
Total votes polled	80,988	Turnout	38.3%
Valid votes	78,639	Rejected votes	2,349

Maj. (R) Habibullah Warraich	PML (Q)	39,420
Sardar Arif Rashid	PML (N)	20,111
Dr. Ch. Zahid Akram Nat	PPPP	17,314
M. Ashraf Asim	IND	736
Tariq Shabir	IND	616
Maj. (R) M. Rab Nawaz, Adv.	PTI	333
Tanvir Azim Sandhu	IND	109

NA 130
Lahore 13

Registered voters	232,372		
Total votes polled	86,186	Turnout	37.1%
Valid votes	84,078	Rejected votes	2,108

■ Samina Khalid Ghurki	PPPP	46,095
Ijaz Ahmad Dayal	PML (Q)	33,491
Waqar Nadeem Warraich	MMA	3,146
Khadim Hussain Bhatti, Adv.	PTI	1,346

NA 131
Sheikhupura 1

Registered voters	257,446		
Total votes polled	108,516	Turnout	42.2%
Valid votes	104,669	Rejected votes	3,847

Brig. (R) Zulfiqar Ahmad Dhillon	PML (Q)	41,699
Rana Tanveer Hussain	PML (N)	35,469
Nisar Ahmad Punnu, Adv.	PPPP	24,426
Rana Afzaal Hussain	IND	3,075

NA 132
Sheikhupura 2

Registered voters	251,788		
Total votes polled	104,142	Turnout	41.4%
Valid votes	101,681	Rejected votes	2,461

Mian Jalil Ahmad Sharkpuri	PML (N)	51,159
Mian M. Azhir	PML (Q)	41,224
Sajid Ali Awan, Adv.	PPPP	8,514
Farukh Jathol	IND	310
Pir Syed Sajjad Hussain Shah Moosvi	AQP	202
Rana Ijaz Hussain	IND	173
Zafarullah Khan Chaddhar	IND	99

NA 133
Sheikhupura 3

Registered voters	230,454		
Total votes polled	91,377	Turnout	39.7%
Valid votes	87,582	Rejected votes	3,795

M. Saeed Virk	PML (Q)	30,105
Mian M. Munawar Latif	PML (N)	24,869
Ch. Nazir Ahmad Virk	MMA	14,355
Malik Mushtaq Ahmad	PPPP	11,111
Mian Abdur Rauf	PAT	2,776
Dr. M. Ashraf Ghumman	IND	1,667
Sheikh M. Jameel	IND	789
Ch. Aamer Ijaz Sindhu	NA	751
M. Balal Virk	IND	614
Inayat Ali Bhatti	PTI	469
Mumtaz Mehmood Khan	IND	76

Gul Hayat Institute

NA 134
Sheikhupura 4

Registered voters	247,581		
Total votes polled	113,879	Turnout	46.0%
Valid votes	110,106	Rejected votes	3,773

Khurram Munawar Manj	PPPP	44,073
Sardar M. Arfan Dogar	PML (N)	32,113
M. Javed Bhatti	PML (Q)	31,609
Rai Ijaz Ahmad Khan	IND	1,533
M. Ramzan Hanjra, Adv.	IND	295
Shahbaz Ahmad Virk, Adv.	IND	203
M. Afzal Gujjar, Adv.	IND	147
Sohail Anwar Manj	IND	133

NA 135
Sheikhupura 5

Registered voters	247,790		
Total votes polled	120,953	Turnout	48.8%
Valid votes	117,588	Rejected votes	3,365

Mian Shamim Haider	PML (Q)	47,404
Mian Mushtaq Hussain Dogar	PPPP	37,556
Ch. M. Bargees Tahir	PML (N)	30,609
Arshad Ali Rashid	IND	1,120
Mian Aoun M. Dogar	IND	320
Malik Maqsood Ahmed Awan, Adv.	PML (J)	308
M. Adil	IND	271

NA 136
Sheikhupura 6

Registered voters	268,674		
Total votes polled	124,672	Turnout	46.4%
Valid votes	120,650	Rejected votes	4,022

Bilal Ahmad Virk	PML (Q)	63,617
Syed M. Akbar Shah	PPPP	40,704
Ch. Walayat Ali, Adv.	PML (N)	15,352
Waqas Ahmad Virk	IND	650
Ibrar Hussain Shah	IND	327

NA 137
Sheikhupura 7

Registered voters	279,668		
Total votes polled	128,789	Turnout	46.1%
Valid votes	125,292	Rejected votes	3,497

Rai Mansab Ali Khan	PML (Q)	61,506
Col. (R) M. Nisar Ahmed Khan	PPPP	53,783
Rai M. Hayat Kharal	PML (N)	6,442
Rai Bashir Ahmad Khan Bhatti	IND	2,660
Allama Rai Zafar Ali	THP	616
Rana M. Afzal Khan	IND	183
Kh. Noor-uz-Zaman Awaisi alias Chan Pir	NM	102

NA 138
Kasur 1

Registered voters	245,303		
Total votes polled	119,756	Turnout	48.8%
Valid votes	116,211	Rejected votes	3,545

Sardar Tufail Ahmad Khan	PML (Q)	39,781
Rao Mazhar Hayat Khan	PML (N)	33,326
Malik Akhtar Hussain Noul	PPPP	24,835
Dr. Sahabzada Abual Khair M. Zubair	MMA	11,408
Maj. (R) Rana Abdul Ghaffar	IND	3,361
Ch. M. Arif Sindhu	NA	1,394
M. Anwar Khalid	IND	945
Mian Shabbir Ahmad	IND	446
Maj. (R) Habib-ur-Rehman Khan Meo, Adv.	IND	265
M. Ijaz-ul-Haq	PML (Z)	179
Tanveer Azam Sindhu	PAT	139
Faaiz Rahim Khan	IND	81
M. Ishfaq	IND	51

Gul Hayat Institute

NA 139
Kasur 2

Registered voters	266,294		
Total votes polled	103,188	Turnout	38.7%
Valid votes	100,130	Rejected votes	3,058

Ch. Manzoor Ahmad	PPPP	28,732
■ Syeda Nelofar Qasim Mehdi	IND	25,137
Sheikh Waseem Akhtar	PML (N)	25,007
Mian Khurshid Mehmood Kasuri	PML (Q)	16,881
Abdul Karim Ch.	MMA	1,613
Ch. M. Sharif Zahid, Adv.	IND	722
Sardar Asif Ahmad Ali	IND	647
Ch. Sohail Masood	IND	544
Bukhtiar Mehmood Kasuri	IND	532
Maj. (R) Habib-ur-Rehman Khan Meo, Adv.	IND	163
Sardar Haroon Ahmad Ali	IND	152

NA 140
Kasur 3

Registered voters	263,273		
Total votes polled	123,871	Turnout	47.1%
Valid votes	119,741	Rejected votes	4,130

Mian Khursheed Mehmood Kasuri	PML (Q)	50,318
Molana Moeenuddin Lakhvi	IND	49,399
Mian Mukhtar Ahmad	MMA	17,229
Sahabzada Ahmad Raza Khan Kasuri	PTI	1,628
Bakhtiar Mehmood Kasuri	IND	1,167

NA 141
Kasur 4

Registered voters	256,425		
Total votes polled	110,932	Turnout	43.3%
Valid votes	107,743	Rejected votes	3,189

Sardar M. Asif Nakai	PML (Q)	57,063
Rana M. Ishaq Khan	PML (N)	42,518
Allama Syed Shabbir Ahmed Hashmi	MMA	3,301
M. Zaid Lakhvi	IND	2,743
Rana Liaqat Ali Khan	IND	1,057
Rana M. Hayat Khan	IND	348
Sardar Ahmad Jamal Sukhaira	IND	321
Sibghatullah Ch. Adv.	IND	278
Sardar Majid Akhtar Nakai	IND	114

NA 142
Kasur 5

Registered voters	234,431		
Total votes polled	111,706	Turnout	47.6%
Valid votes	108,928	Rejected votes	2,778

Sardar M. Asif Nakai	PML (Q)	58,420
Rana M. Hayat Khan	IND	43,921
Haji M. Ramzan	MMA	3,546
Rana M. Arif	IND	2,628
Sardar Majid Akhtar Nakai	IND	413

Sardar Asif Nakai also won another National Assembly seat, NA 141 Kasur 4, which he retained. By-elections on the vacated NA 142 were held on January 15, 2003. Following are the results of the by-election.

Registered voters	234,431		
Total votes polled	97,409	Turnout	41.6%
Valid votes	95,948	Rejected votes	1,461

Sardar Talib Hussain Nakai	PML (Q)	48,935
Rana M. Hayat Khan	PML (N)	46,042

Gul Hayat Institute

Sardar Zahid Hussan Nakai	IND	730
Rana M. Ishaq Khan	IND	168
Rana Tanveer Riaz Khan, Adv.	IND	158
Rana Liaqat Ali Khan	IND	73
Iftikhar Ahmad Bhatti	IND	51

NA 143
Okara 1

Registered voters	243,777		
Total votes polled	120,906	Turnout	49.6%
Valid votes	117,484	Rejected votes	3,422

Rai M. Aslam Kharal	PML (Q)	50,106
Capt. (R) Ghulam Mujtaba Kharal	PPPP	39,301
Dr. Liaqat Ali Kausar	MMA	24,690
Syed Aamir Hassain Gilani	IND	1,729
Shahid Mehmood Gill	PAT	728
Mian M. Rafiq	IND	613
Rai M. Salim Raza Kharal, Adv.	IND	317

NA 144
Okara 2

Registered voters	231,670		
Total votes polled	102,436	Turnout	44.2%
Valid votes	99,887	Rejected votes	2,549

Rao Sikander Iqbal	PPPP	63,713
Rana Ikram Rabani	PML (Q)	33,366
Abdul Majeeb Khan Rao	IND	1,287
Mian M. Rafiq	IND	877
Ch. M. Siddiq	IND	347
Dr. Burhan Ghani	IND	297

NA 145
Okara 3

Registered voters	241,786		
Total votes polled	112,049	Turnout	46.3%
Valid votes	109,285	Rejected votes	2,764

Syed Gulzar Sabtain Shah	PML (Q)	39,391
Syed Samsam Ali Shah Bukhari	IND	38,687
Ch. M. Sajjad	PPPP	20,171
Syed Javed Hassan	PML (N)	6,858
Syed Shah Nawaz Karmani	NA	4,014
Col. (R) Ikhlaq Ahmed Rao	IND	164

NA 146
Okara 4

Registered voters	248,891		
Total votes polled	115,931	Turnout	46.6%
Valid votes	111,298	Rejected votes	4,633

Rao M. Ajmal Khan	IND	62,711
Rao M. Safdar Khan	PML (Q)	48,587

The winner later joined PML (Q) under the new law.

NA 147
Okara 5

Registered voters	266,142		
Total votes polled	134,617	Turnout	50.6%
Valid votes	129,389	Rejected votes	5,228

■ Rubina Shaheen Wattoo	PML (J)	70,774
Mian M. Moain Khan Wattoo, Adv.	PML (Q)	50,040
■ Zareen Akhtar Qadri	NPP (WG)	2,199
Zahid Ch., Adv.	MMA	1,837
Saleem Yar Khan	IND	1,751
Mian Jehangir Ahmad Mehar, Adv.	PPPP	1,529
■ Farzana Saeed Wattoo	IND	665
Mian M. Javed Yasin Wattoo	PML (N)	594

Gul Hayat Institute

NA 148
Multan 1

Registered voters	284,014		
Total votes polled	127,015	Turnout	44.7%
Valid votes	125,248	Rejected votes	1,767

Makhdoom Shah Mehmood Qureshi	PPPP	76,606
Makhdoom M. Javed Hashmi	PML (N)	44,095
Makhdoom Syed Ghulam Yazdani Gilani	NA	4,154
Sardar M. Akram Sandhu	PTI	393

NA 149
Multan 2

Registered voters	316,900		
Total votes polled	88,251	Turnout	27.8%
Valid votes	87,083	Rejected votes	1,168

Malik Liaquat Ali Dogar	PPPP	31,085
Sheikh Khizar Hayat	MMA	19,867
Hafiz M. Iqbal Khan Khakwani	PML (N)	18,763
M. Khalid Khan Khakwani	PML (Q)	16,276
Rana M. Arif	MQM	434
Mumtaz Hussain Jai, Adv.	SSMP	348
Barister Taj M. Khan Langah	PSP	107
Dr. Syed Saqlain Ahmad Gilani	IND	105
M. Ibrahim Khan	IND	98

NA 150
Multan 3

Registered voters	287,894		
Total votes polled	79,193	Turnout	27.5%
Valid votes	77,608	Rejected votes	1,585

Rana Mehmood-ul-Hassan	PML (N)	22,387
Syed Tanveer-ul-Hassan Gilani	PML (Q)	17,636
Malik Mukhtar Ahmad Awan	PPPP	15,548
Syed Hamid Saeed Kazmi	NM	11,728
Prof. M. Yaqoob Rizvi	MMA	4,837
Abbas Ali Ansari	NA	4,215
Bashir Ahmed Sial	PTI	580
Maj. (R) M. Iqbal Chugtai	PAT	444
Raziuddin	MQM	113
Nawab Ahmad Shah	IND	78
Shahid Masood Manzar Bhatti, Adv.	AQP	42

NA 151
Multan 4

Registered voters	272,267		
Total votes polled	109,224	Turnout	40.1%
Valid votes	107,307	Rejected votes	1,917

Sikandar Hayat Khan Bosan	PML (Q)	47,368
Syed Ahmad Mujtaba Gilani	PPPP	44,039
Molvi M. Sultan Alam Ansari	PML (N)	13,296
Molana M. Anees Roohani	MMA	1,416
M. Latif Unsar Sial Lajpal	PTI	762
Zeshan Mehmood Randhawa	MQM	247
M. Ibrahim Khan	IND	179

NA 152
Multan 5

Registered voters	279,550		
Total votes polled	118,853	Turnout	42.5%
Valid votes	116,710	Rejected votes	2,143

Syed Asad Murtaza Gilani	PPPP	38,027
Syed Javed Ali Shah	PML (N)	36,870
Nawab Liaquat Ali Khan	PML (Q)	36,335
M. Iqbal Azhari	MMA	5,478

Gul Hayat Institute

NA 153
Multan 6

Registered voters	301,449		
Total votes polled	142,116	Turnout	47.1%
Valid votes	139,293	Rejected votes	2,823

Deewan Jaffer Hussain Bukhari	PML (N)	57,209
Rana M. Qasim Noon	PML (Q)	55,395
Barrister Syed Najaf Hussain Shah	PPPP	24,560
Nawab M. Iqbal Khan	MMA	1,285
Siddiq Ahmed	PTI	844

NA 154
Lodhran 1

Registered voters	325,493		
Total votes polled	176,802	Turnout	54.3%
Valid votes	173,115	Rejected votes	3,687

Nawab Amanullah Khan	PML (Q)	94,651
Mirza M. Nasir Baig	PPPP	76,939
M. Hashim Sarwar Tarar, Adv.	PTI	979
Dr. Mian Abdul Salam Arian	IND	428
Barrister Taj M. Khan Langah	PSP	118

NA 155
Lodhran 2

Registered voters	328,640		
Total votes polled	177,000	Turnout	53.9%
Valid votes	173,468	Rejected votes	3,532

M. Akhtar Khan Kanjoo	PML (Q)	103,209
Rana Rab Nawaz Noon	PPPP	61,661
Rana M. Ajmal Noon	PML (N)	5,877
Barrister Taj M. Khan Langah	NA	2,322
Makhdoom Syed Akbar Ali Rizvi	IND	399

NA 156
Khanewal 1

Registered voters	291,062		
Total votes polled	153,988	Turnout	52.9%
Valid votes	150,940	Rejected votes	3,048

M. Raza Hayat Hiraj	PPPP	86,438
Syed Fakhar Imam Shah	PML (Q)	59,637
Mehar M. Afzal	IND	1,951
Molana Iftikhar Ahmed Haqani	MMA	1,595
Rao Farman Ali	PML (N)	1,319

NA 157
Khanewal 2

Registered voters	303,984		
Total votes polled	142,578	Turnout	46.9%
Valid votes	139,994	Rejected votes	2,584

Hamid Yar Hiraj	IND	74,905
Rizwan Ahmed Khan Daha	PML (N)	52,517
Sahabzada M. Aziz-ur-Rehman Hamdi	MMA	12,572

The winner later joined PML (Q) under the new law.

NA 158
Khanewal 3

Registered voters	290,329		
Total votes polled	153,248	Turnout	52.8%
Valid votes	150,064	Rejected votes	3,184

Pir M. Aslam Bodla	PPPP	73,481
Syed Fakhar Imam Shah	PML (Q)	56,462
Farhatullah Khan	PML (N)	18,094
Mehar Allah Bakhsh Hiraj, Adv.	PAT	1,437
M. Shabir Mirza	IND	489
Haibat Khan Pahor	IND	101

Gul Hayat Institute

NA 159
Khanewal 4

Registered voters	297,622		
Total votes polled	162,752	Turnout	54.7%
Valid votes	160,150	Rejected votes	2,602

Malik Ghulam Murtaza Maitla	PML (Q)	80,688
Ch. Iftikhar Nazir	PPPP	74,209
Ch. Abid Rizwan Shaukat	IND	2,972
Akhtar Hussain Gill	MMA	2,149
Ch. M. Nasarullah	IND	132

NA 160
Sahiwal 1

Registered voters	263,042		
Total votes polled	113,520	Turnout	43.2%
Valid votes	110,701	Rejected votes	2,819

Ch. Noraiz Shakoor Khan	PPPP	53,174
Syed Imran Ahmad	PML (N)	43,241
Anwar-ul-Haq Ramay	PML (Q)	11,671
M. Masood Zafar Dogar	PAT	768
Tauqeer Zeshan Khan	IND	758
Mudassar Habib	IND	543
Abdul Majeed Javed	IND	298
Shahzad Akram	IND	126
Talat Hanif Butt	IND	122

NA 161
Sahiwal 2

Registered voters	270,851		
Total votes polled	127,661	Turnout	47.1%
Valid votes	122,960	Rejected votes	4,701

Rana Tariq Javed	PSPP	42,855
Ch. M. Ashraf	PML (Q)	38,207
Mehar Ghualm Farid Kathia	PPPP	33,016
Ehsan-ul-Haq Idrees	PML (N)	8,882

NA 162
Sahiwal 3

Registered voters	270,096		
Total votes polled	131,579	Turnout	48.7%
Valid votes	128,576	Rejected votes	3,003

Rai Azizullah Khan	PML (Q)	73,918
Sheikh Javed Rafi	PPPP	44,807
Ch. Ikramullah Khan, Adv.	MMA	5,623
Ch. M. Iqbal Kung, Adv.	PML (N)	2,858
Rai Naeemullah Khan	IND	1,370

NA 163
Sahiwal 4

Registered voters	259,416		
Total votes polled	131,006	Turnout	50.5%
Valid votes	126,936	Rejected votes	4,070

Sardar Farooq Ahmad Khan Leghari	NA	39,312
Begum Shahnaz Javed	PPPP	35,496
Saeed Ahmad Ch.	PML (Q)	34,356
Maj. (R) M. Ghulam Sarwar	IND	15,715
Umar Ahmad Khan	IND	1,284
Hassan Khan	IND	773

Sardar Farooq Ahmad Khan Leghari also won another National Assembly seat, NA 172 Dera Ghazi Khan 2, which he retained. By-elections on the vacated NA 163 were held on January 15, 2003. Following are the results of the by-election.

Registered voters	259,416		
Total votes polled	104,310	Turnout	40.2%
Valid votes	103,558	Rejected votes	752

Saeed Ahmad Ch.	IND	54,961
Begum Shahnaz Javed	PPPP	30,227
Maj. (R) M. Ghulam Sarwar	MMA	18,214
Naveed Anwar Bhinder	NA	156

Gul Hayat Institute

NA 164
Pakpattan 1

Registered voters	230,030		
Total votes polled	122,371	Turnout	53.2%
Valid votes	117,701	Rejected votes	4,670

Pir M. Shah Khaggah	PML (Q)	65,494
Rao M. Hashim Khan	PPPP	46,175
Ahmed Din	IND	5,526
Nadeem Iqbal	IND	506

NA 165
Pakpattan 2

Registered voters	244,602		
Total votes polled	120,277	Turnout	49.2%
Valid votes	115,935	Rejected votes	4,342

Ahmed Raza Manika	PML (Q)	38,522
Mehmood Ahmed Khan	PML (N)	29,903
Nasim Hashim Khan	IND	26,272
Nasim Mehmood Hotiana	PPPP	19,715
Ch. Bashir Ahmed, Adv.	MMA	1,081
Khan Abdul Zahir Khan, Adv.	IND	442

NA 166
Pakpattan 3

Registered voters	249,043		
Total votes polled	124,469	Turnout	50.0%
Valid votes	121,210	Rejected votes	3,259

Dr. Junaid Mumtaz Joiya	PML (Q)	58,699
Rana Zahid Hussain Khan	PML (N)	56,712
Tikka Hamad M. Khan	PPPP	5,076
Aish M. Khan Sara, Adv.	PTI	482
Mian Maqsood Ahmed	IND	241

NA 167
Vehari 1

Registered voters	305,556		
Total votes polled	143,845	Turnout	47.1%
Valid votes	139,552	Rejected votes	4,293

Ch. Nazir Ahmad Jat	PML (Q)	76,217
Mehmood Akhtar Ghumman	PPPP	54,142
Tahir Salim Ch.	IND	7,053
Haji Irshad Ahmad Dogar	MMA	1,716
Ch. Abdul Majeed	IND	424

NA 168
Vehari 2

Registered voters	277,169		
Total votes polled	144,845	Turnout	52.3%
Valid votes	141,072	Rejected votes	3,773

Ishaq Khan Khakwani	PML (Q)	61,849
■ Shahida Daultana	PPPP	47,841
■ Tehmina Daultana	PML (N)	31,382

NA 169
Vehari 3

Registered voters	268,924		
Total votes polled	143,935	Turnout	53.5%
Valid votes	140,794	Rejected votes	3,141

Khan Aftab Ahmed Khan Khichi	PML (Q)	61,536
■ Tahmina Daultana	PML (N)	57,613
Lt. Col. (R) Rafaqat Ali Rana	IND	18,679
M. Kashif Mushtaq Bhabha	PPPP	2,585
Jamshed Ali Chisti	IND	381

Gul Hayat Institute

NA 170
Vehari 4

Registered voters	282,646		
Total votes polled	145,137	Turnout	51.3%
Valid votes	140,985	Rejected votes	4,152

Azhar Ahmad Khan Yousufzai	PPPP	73,014
M. Aurangzaib Khan Khichi	PML (Q)	59,967
Sardar Noor Ahmed Malezai	PML (N)	3,702
Ahmed Nawaz Khan Khichi	IND	2,380
Ch. M. Yasin Kamboh	IND	1,224
Nauman Gul Khan Yusufzai	IND	514
Faisal Masood Mehar	IND	184

NA 171
Dera Ghazi Khan 1

Registered voters	314,919		
Total votes polled	141,763	Turnout	45.0%
Valid votes	137,790	Rejected votes	3,973

Kh. Sheraz Mehmood	PML (Q)	82,310
Sardar M. Amjad Farooq Khosa	PML (N)	49,302
Kh. Jamaluddin Asghar	PPPP	4,362
Maj. (R) Dr. M. Ashraf Buzdar	MMA	752
Haji Faqeer M. Bhutta	IND	450
Sardar Marghoob Khetran	IND	425
Mushtaq Ahmad Mundrani	IND	189

NA 172
Dera Ghazi Khan 2

Registered voters	305,066		
Total votes polled	111,845	Turnout	36.7%
Valid votes	109,715	Rejected votes	2,130

Sardar Farooq Ahmad Khan Leghari	NA	56,343
Sardar M. Khan Leghari	IND	39,423
Rasheed Ahmad Khan	MMA	7,099
Dr. Saeed Buzdar	PPPP	6,850

NA 173
Dera Ghazi Khan 3

Registered voters	282,633		
Total votes polled	113,205	Turnout	40.1%
Valid votes	110,619	Rejected votes	2,586

Awais Ahmad Khan Leghari	NA	55,921
Sardar Hussain Ahmad Khan Leghari	IND	45,355
Sardar M. Irfanullah Khan Khosa	PPPP	4,515
Sahabzada Molana M. Abdul Rahim	MMA	3,666
Dr. Saleem Arif	IND	643
Sardar Abbas Ali Khan Lund	IND	519

NA 174
Rajanpur 1

Registered voters	305,453		
Total votes polled	120,636	Turnout	39.5%
Valid votes	117,027	Rejected votes	3,609

Sardar M. Jaffar Khan Leghari	NA	59,783
Gorish Sardar Gurchani	PML (N)	32,920
Zafarullah Khan Lund, Adv.	PPPP	13,460
M. Rafi Pachar, Adv.	MMA	10,864

NA 175
Rajanpur 2

Registered voters	292,109		
Total votes polled	120,010	Turnout	41.1%
Valid votes	116,506	Rejected votes	3,504

Sardar Nasrullah Khan Dreshak	IND	69,030
Sardar Khalid Bashir Mazari	IND	38,127
Sarwar Abbas	PPPP	8,604
Sheikh Wali M. Sajid	PML (N)	474
Sikandar Mehmood Mazari	IND	271

The winner later joined PML (Q) under the new law.

Gul Hayat Institute

NA 176
Muzaffargarh 1

Registered voters	259,766		
Total votes polled	134,472	Turnout	51.8%
Valid votes	130,270	Rejected votes	4,202

■ Khalida Mohsin Ali Qureshi	PPPP	58,947
Malik Ghulam Qasim Hanjra	PML (Q)	55,612
Dr. Ghulam Qadir	MMA	11,557
Malik Ahmad Yar Hanjra	IND	2,823
Ch. Javed Iqbal	PTI	645
Niaz Ahmad Buzdar	PML (J)	418
Tahir Sultan Mailadi Khar	IND	268

NA 177
Muzaffargarh 2

Registered voters	255,321		
Total votes polled	141,094	Turnout	55.3%
Valid votes	136,328	Rejected votes	4,766

■ Hina Rabbani Khar	PML (Q)	46,752
Khalid Ahmad Gurmani	IND	46,409
Rana M. Naseem Akhtar, Adv.	PPPP	20,773
Malik M. Shahnawaz Khar	IND	13,046
Malik M. Basit Khar	PML (N)	4,473
Arshad Mehmood Leghari	MMA	3,530
Malik Zahoor Hussain Haans	IND	1,345

NA 178
Muzaffargarh 3

Registered voters	273,899		
Total votes polled	127,307	Turnout	46.5%
Valid votes	123,451	Rejected votes	3,856

Engr. M. Shahid Jamil Qureshi	PML (Q)	60,386
Sultan Ahmad Khan	PDP	56,728
Mehar Tanveer Ahmad Jangla	MMA	2,339
■ Hina Javed Gondal	IND	1,429
Gul Zaman	IND	605
Malik Ghulam Mustafa Khar, Adv.	IND	555
Mirza Imtiaz Aleem Baig Chughtai	PTI	549
Sheikh Habib-ur-Rehman Thaheem	PAT	457
Malik Abdul Majeed Karwani	MQM	230
Alhaj Mian Zahoor-us-Samad Bhatti	IND	173

NA 179
Muzaffargarh 4

Registered voters	259,395		
Total votes polled	142,870	Turnout	55.1%
Valid votes	139,859	Rejected votes	3,011

Syed Basit Ahmad Sultan Bokhari	PML (Q)	63,778
Abdul Qayoom Khan Jatoi	PPPP	38,589
Abrar Ahmad Khan	PDP	27,227
Makhdoom Jamil Ahmad Hussain Bokhari	PML (N)	9,942
Mian M. Shoaib Ashiq Daha	PAT	323

NA 180
Muzaffargarh 5

Registered voters	257,432		
Total votes polled	138,968	Turnout	54.0%
Valid votes	136,270	Rejected votes	2,698

Abdul Qayoom Khan Jatoi	PPPP	69,653
Ashiq Hussain Khan Gopang	PML (Q)	65,871
M. Shafi Khan	MMA	746

NA 181
Layyah 1

Registered voters	275,563		
Total votes polled	158,907	Turnout	57.7%
Valid votes	153,254	Rejected votes	5,653

Sardar Bahadur Ahmad Khan Sehar	PML (Q)	86,247
Sahabzada Faiz-ul-Hassan	PML (N)	56,490

Gul Hayat Institute

Syed Musa Raza Shah Naqvi	PPPP	6,154
Hafiz M. Rab Nawaz Farooqi	MMA	4,363

NA 182
Layyah 2

Registered voters	303,784		
Total votes polled	178,405	Turnout	58.7%
Valid votes	174,062	Rejected votes	4,343

Malik Niaz Ahmad Jakhar	PPPP	74,932
Malik Ghulam Haider Thind	PML (Q)	58,087
Syed M. Saqlain Bukhari	PML (N)	32,247
Abdul Razzaq Rahi	IND	7,912
Saeed Ahmad Mailwana	AQP	884

NA 183
Bahawalpur 1

Registered voters	271,891		
Total votes polled	114,216	Turnout	42.0%
Valid votes	110,671	Rejected votes	3,545

Makhdoomzada Syed Ali Hassan Gilani	PML (Q)	51,435
Syed Sohail Hassan Gilani	IND	30,482
Molana Manzoor Ahmad Naumani	MMA	25,198
Malik M. Ramzan, Adv.	PML (N)	2,568
Barrister Taj M. Khan Langah	NA	988

NA 184
Bahawalpur 2

Registered voters	277,578		
Total votes polled	116,847	Turnout	42.1%
Valid votes	114,818	Rejected votes	2,029

Aamir Yar Malik	PPPP	69,902
M. Safdar Abbasi	PML (Q)	43,874
M. Usman Farooq	IND	585
Malik Khalid Mehmood Warron	IND	457

NA 185
Bahawalpur 3

Registered voters	274,790		
Total votes polled	103,285	Turnout	37.6%
Valid votes	100,602	Rejected votes	2,683

M. Farooq Azam Malik	NA	30,361
M. Hussain Khan	PPPP	23,184
Syed Tabish Alwari	PML (Q)	14,396
Gul-e-Rana	PML (N)	13,515
Molana Haq Nawaz Qamar	MMA	12,148
Sahabzada Munawar Hayat Abbasi	PAT	4,669
Dr. Aftab Ahmad Khan	PTI	1,487
M. Usman Farooq	IND	634
Faiz Rahim Khan	PML (Z)	208

NA 186
Bahawalpur 4

Registered voters	287,829		
Total votes polled	141,500	Turnout	49.2%
Valid votes	138,255	Rejected votes	3,245

Riaz Hussain Pirzada	NA	60,456
Syed Tasneem Nawaz Gardezi	PML (Q)	56,729
M. Baligh-ur-Rehman	PML (N)	11,812
Syed Mubashar Zaman Shah	PPPP	8,659
Syed Ghulam Abbas Shah	IND	244
Allama Molana Abdul Ghani	IND	183
Khair M. Khan Bhadera, Adv.	QJP	172

NA 187
Bahawalpur 5

Registered voters	264,580		
Total votes polled	133,596	Turnout	50.5%
Valid votes	131,164	Rejected votes	2,432

Aitzaz Ahsan	PPPP	73,660
Ch. Khalid Mehmood Jajja	PML (N)	37,775
Azhar Mehmood	PML (Q)	17,912

Gul Hayat Institute

Shahzad Irfan Malik	NA	1,509
M. Ijaz-ul-Haq	PML (Z)	308

Aitzaz Ahsan also won another National Assembly seat, NA 124 Lahore 7, which he retained. By-elections on the vacated NA 187 were held on January 15, 2003. Following are the results of the by-election.

Registered voters	264,580		
Total votes polled	112,791	Turnout	42.6%
Valid votes	111,908	Rejected votes	883

Syed Tasneem Nawaz Gardezi	IND	63,759
Ch. Saud Majeed	IND	42,916
Maulana M. Shahbaz Bajwa	MMA	4,457
Barrister Taj M. Khan Langah	PPPP	1,644
Sajjad Ahmad Jathol	IND	539
M. Usman Farooq	IND	237

NA 188
Bahawalnagar 1

Registered voters	289,582		
Total votes polled	130,560	Turnout	45.1%
Valid votes	126,177	Rejected votes	4,383

Syed M. Asghar Shah	PML (Q)	77,362
Mian M. Akram Wattoo	PPPP	21,733
Molana Moenuddin Wattoo	MMA	19,062
Ahmed Farid Chishti	PML (N)	8,020

NA 189
Bahawalnagar 2

Registered voters	271,965		
Total votes polled	126,095	Turnout	46.4%
Valid votes	122,412	Rejected votes	3,683

Mian Mumtaz Ahmed Matiana	PPPP	59,082
Alam Ali Laleka	MMA	26,247
Syed Mumtaz Alam Gilani	PML (Q)	25,564
Prof. Dr. Noor M. Ghaffari	PML (N)	10,533
M. Ali Laleka	IND	986

NA 190
Bahawalnagar 3

Registered voters	281,254		
Total votes polled	142,146	Turnout	50.5%
Valid votes	138,832	Rejected votes	3,314

Abdul Sattar Khan	PML (Q)	58,836
Sajjad Ahmed Jathol	PPPP	54,659
Mian M. Rafi	PML (N)	13,881
Dr. Ahsan Bari Mian	MMA	7,488
Sahabzada Noor Hassan	NA	2,546
Ch. Ghulam Rasool	PML (Z)	966
Faiz Rasool	IND	287
Sardar Ishfaq Ahmed, Adv.	IND	169

NA 191
Bahawalnagar 4

Registered voters	303,421		
Total votes polled	155,361	Turnout	51.2%
Valid votes	152,350	Rejected votes	3,011

M. Ijaz-ul-Haq	PML (Z)	55,109
M. Afzal Sindhu	PPPP	45,478
Ch. Abdul Ghafoor	PML (Q)	43,739
Prof. Mian Khalil Ahmed	MMA	6,926
M. Yar Khan	PML (N)	1,098

NA 192
Rahimyar Khan 1

Registered voters	345,937		
Total votes polled	137,640	Turnout	39.8%
Valid votes	134,212	Rejected votes	3,428

Makhdoom Syed Ahmad Alam Anwar	IND	74,933
Haji M. Saifullah Khan	PPPP	34,111
Mian Zubair Ahmad Deenpuri	MMA	25,168

The winner later joined PML (Q) under the new law.

Gul Hayat Institute

NA 193
Rahimyar Khan 2

Registered voters	280,047		
Total votes polled	117,584	Turnout	42.0%
Valid votes	113,979	Rejected votes	3,605

Maj. (R) Syed Tanveer Hussain Syed	PPPP	45,500
Sheikh M. Anwar	PML (Q)	41,671
Zaib Jaffar	PML (N)	23,004
Dr. M. Ilyas Ch.	PAT	2,417
■ Shabnam Yasmin	PML (Z)	962
M. Siddiq	IND	425

NA 194
Rahimyar Khan 3

Registered voters	300,057		
Total votes polled	138,905	Turnout	46.3%
Valid votes	135,758	Rejected votes	3,147

Makhdoom Khusro Bakhtiar	PML (Q)	70,116
Makhdoom Shahabuddin	PPPP	59,630
Molana M. Mohsin Rehmani	MMA	5,091
M. Sadiq Mazhar	IND	921

NA 195
Rahimyar Khan 4

Registered voters	262,927		
Total votes polled	115,927	Turnout	44.1%
Valid votes	113,169	Rejected votes	2,758

Jehangir Khan Tareen	PML (Q)	62,571
Makhdoom Amaduddin	PPPP	46,527
M. Riaz Noori	MMA	4,071

NA 196
Rahimyar Khan 5

Registered voters	256,278		
Total votes polled	117,695	Turnout	45.9%
Valid votes	114,817	Rejected votes	2,878

Ch. Zaffar Iqbal Warraich	PPPP	48,896
Ch. M. Jaffer Iqbal	PML (N)	30,376
Mian Umer Khalid	PML (Q)	20,308
Dr. Riaz Ahmad Khan	MMA	12,706
Pir Ayyaz M. Shah, Adv.	PAT	721
Mian Aslam Mehmood	IND	646
Engr. Javed Akbar Dhillon	IND	432
M. Jawad Afzal	IND	271
■ Zahida Ghani alias Baji	MQM	241
Dr. M. Anwar-ul-Haq	PML (Z)	126
Munir Ahmad Warraich	IND	94

NA 197
Rahimyar Khan 6

Registered voters	265,809		
Total votes polled	133,277	Turnout	50.1%
Valid votes	130,757	Rejected votes	2,520

Rais Munir Ahmed	PPPP	79,039
Rais Wazeer Ahmad	PML (Q)	43,192
Ch. M. Ishtiaq	MMA	7,475
Rais Jehangir Ahmad	IND	736
Rao M. Kalim Khan	IND	315

Gul Hayat Institute

NA 198 to 258
Sindh

NA 198
Sukkur 1

Registered voters	238,761		
Total votes polled	83,910	Turnout	35.1%
Valid votes	82,245	Rejected votes	1,665

Syed Khursheed Ahmed Shah	PPPP	35,291
Molana M. Asad Thanvi	MMA	17,230
Sakhi Abdul Razzaq Khoso	MQM	14,945
Abdul Qadir Ghumro	PML (F)	11,043
Kh. Jalil Ahmed (Retired)	PML (N)	981
Ahmed Ali Qureshi	PML (Q)	825
Asghar Ali Chuhan	PPP (SB)	628
Atta-ur-Rehman	ST	293
Syed Shafqat Ali Shah Masoomi	IND	276
Mufti M. Iqbal Hussain Shah Faizi	NMP	220
Syed Sardar Ali Shah Jilani	PTI	164
Khursheed Afghan	IND	87
Amir Ali Surhio	IND	74
Zahid Hussain Awan	IND	69
M. Ali Sheikh	IND	66
Ali Mardan Khan	IND	53

NA 199
Sukkur 2

Registered voters	286,117		
Total votes polled	111,121	Turnout	38.8%
Valid votes	108,113	Rejected votes	3,008

Abdul Mujeeb Pirzada	PPPP	51,694
Taj M. Sheikh	NA	46,282
■ Begum Zahida Abbasi	MQM	3,403
H. M. Ramzan Bhutto	MMA	2,694
Mir Ijaz Hussain Khan Mehar	PML (F)	1,067
Anwar Ali Leghari	PPP (SB)	750
M. Ali Sheikh	IND	699
Ch. Javed Iqbal	PML (N)	634
Abdullah Mangi	IND	363
Ijaz Ali Kalwar	PTI	247
Abdul Aziz Buriro	IND	134
Hussain Ahmed Jagirani	IND	51
Tahir Hussain Shah	IND	43
M. Yameen Qadri	ST	38
Nadeem Kadir Bhutto	IND	14

NA 200
Ghotki 1

Registered voters	281,655		
Total votes polled	112,656	Turnout	40.0%
Valid votes	108,710	Rejected votes	3,946

Khalid Ahmed Khan Lund	PPPP	68,296
Mian Farooq Ahmed	IND	35,126
Abdullah Malik, Adv.	MQM	3,033
Nazar Hussain Charan	PPP (SB)	877
Haji Ahmed Ali Mehar	IND	426
Munir Ahmed Samejo	PML (N)	395
Sardar Ahmed Ali Khan Pitafi	IND	378
Jam Mahtab Hussain	IND	179

NA 201
Ghotki 2

Registered voters	285,481		
Total votes polled	109,059	Turnout	38.2%
Valid votes	104,775	Rejected votes	4,284

Ali M. Khan	IND	77,950
Ghulam Rasool Kalhoro	MMA	18,115
Abdul Shakoor Soomro	MQM	1,918
Syed Abdul Latif Shah Jilani, Adv.	IND	1,652
Akhtiar Ahmed Lund	IND	1,126
Jam Saifullah Khan Dharejo	IND	917
Abdul Majeed (Retired)	IND	598
Ghulam Hassan Chachar	PML (F)	580
Syed Attaullah Shah Bukhari	PML (N)	579

Gul Hayat Institute

Sagheer Ahmed Khan Lund	IND	401
Mir Ahsanullah Khan Sundrani	IND	318
Nadeem Akhtar Pathan	PTI	279
Jam Ghulam Qadir Khan Dharejo	IND	176
Abdul Razzaq Khan	IND	117
Ijaz Ali Chachar	IND	49

The winner later joined PML (Q) under the new law. He also won a Sindh Assembly seat, PS 6 Ghotki 2, which he retained. By-elections on the vacated NA 201 were held on January 15, 2003. Following are results.

Registered voters	285,481		
Total votes polled	183,055	Turnout	64.1%
Valid votes	181,591	Rejected votes	1,464

Ali Nawaz Khan Mehar	PML (Q)	176,188
Abdul Latif Shah	PPPP	3,120
M. Yaqoob	IND	2,283

NA 202
Shikarpur 1

Registered voters	255,576		
Total votes polled	96,447	Turnout	37.7%
Valid votes	94,301	Rejected votes	2,146

M. Ibrahim Jatoi	NA	53,235
Aftab Shahbaan Mirani	PPPP	40,125
Akbar Khan Jatoi	MQM	489
Naseer Ahmed Iqbal Lodhi	IND	368
Aftab Ahmed Channa	IND	84

NA 203
Shikarpur 2

Registered voters	227,629		
Total votes polled	89,656	Turnout	39.4%
Valid votes	88,121	Rejected votes	1,535

Ghous Bakhsh Mehar	PML (Q)	61,432
Agha Arsalan Khan	PPPP	26,084
Ghulam Akbar Jatoi	MQM	368
Agha Rafiuddin	IND	237

NA 204
Larkana 1

Registered voters	275,041		
Total votes polled	72,296	Turnout	26.3%
Valid votes	70,055	Rejected votes	2,241

M. Anwar Bhutto	PPPP	46,743
Syed Pir Shah	PML (Q)	11,062
Babu Sarfraz Khan Jatoi	PML (N)	5,649
M. Ashiq Dhamraho, Adv.	MMA	2,887
Riaz Hussain Kanasiro	MQM	2,129
Naseem Akhtar Sahito	NA	1,130
Syed M. Younas Bukhari	PAT	455

NA 205
Larkana 2

Registered voters	272,435		
Total votes polled	92,633	Turnout	34.0%
Valid votes	90,414	Rejected votes	2,219

Hizbullah Bughio	PPPP	45,097
Altaf Hussain Unar	PML (Q)	44,473
Mukhtiar Ali Tunio	IND	346
Ghulam Yasin Mirani	IND	183
Ghulam Sarwar Khan Sial	IND	104
Ali Gohar Tunio	IND	87
Allah Bakhsh Khan Unar	IND	56
Manzoor Ali Choliyani	IND	41
Qadir Bakhsh Brohi	IND	27

Gul Hayat Institute

NA 206
Larkana 3

Registered voters	255,723		
Total votes polled	71,965	Turnout	28.1%
Valid votes	68,960	Rejected votes	3,005

Khalid Iqbal Memon	PPPP	36,929
Syed Asghar Hussain Rashidi	NA	31,841
Fida Hussain Magsi	PML (N)	190

NA 207
Larkana 4

Registered voters	250,200		
Total votes polled	95,070	Turnout	38.0%
Valid votes	90,641	Rejected votes	4,429

Shahid Hussain Bhutto	PPPP	54,349
Dr. Khalid Mehmood Soomro	MMA	26,183
Farooq Ali Khan Bhutto	PPP (SB)	4,687
Manzoor Ali Lashari	IND	2,188
Abdul Khaliq	PML (F)	1,173
Arif Ali Jalbani	PML (N)	915
Ubedullah Lolai	MQM	843
Dr. Mazhar Mughal	IND	303

NA 208
Jacobabad 1

Registered voters	252,842		
Total votes polled	73,728	Turnout	29.2%
Valid votes	70,722	Rejected votes	3,006

Mir Ijaz Hussain Jakhrani	PPPP	40,147
Illahi Bakhsh Soomro	PML (Q)	25,639
Raja Khan Jakhrani	MMA	1,997
Agha Munir Ahmed Pathan	MQM	1,118
Abdul Nadeem Qureshi	PPP (SB)	862
Iftikhar Soomro	IND	778
Sajjad Hussain Jakhrani	IND	126
Shahzada Wasim Shah	PML (N)	55

NA 209
Jacobabad 2

Registered voters	281,410		
Total votes polled	95,835	Turnout	34.1%
Valid votes	92,836	Rejected votes	2,999

Mir Hazar Khan Bijarani	PPPP	52,613
Abdur Raheem Khan Khoso	PML (Q)	39,024
Sikander Ali Shah	MQM	495
Tahir Hussain Khan Khoso	IND	349
Mir Mehboob Ali Khan Bijarani	IND	186
Raheem Bakhsh Soomro	PML (N)	169

NA 210
Jacobabad 3

Registered voters	289,394		
Total votes polled	137,367	Turnout	47.5%
Valid votes	132,036	Rejected votes	5,331

Sardar Saleem Jan Khan Mazari	NA	82,810
Mir Imran Khan Bijarani	PPPP	39,743
Molvi Abdul Hafiz Bijarani	MMA	8,087
Zaffarullah Khan Domki	IND	348
Abdur Rasool Kalwar	IND	273
Abdul Rauf Khoso, Adv.	MQM	251
Dr. Vishan Das	IND	166
Mir Hazar Khan Bijarani	IND	141
M. Murad Khan Chachar	PML (N)	129
Mir Ghulam Abid Khan Sundrani	IND	47
Mir Qudaratullah Khan Sundrani	IND	41

NA 211
Naushero Feroz 1

Registered voters	329,798		
Total votes polled	131,842	Turnout	40.0%
Valid votes	129,232	Rejected votes	2,610

Dr. Abdul Ghaffar Khan Jatoi	NA	83,403
Zulfiqar Ali Behan	PPPP	43,220

Gul Hayat Institute

Ghulam Asghar Abbasi	MQM	906
Aziz Ahmed Behan	IND	688
M. Akram Mughal	PML (N)	609
Qurban Ali	IND	255
Arif Mustafa Jatoi	IND	70
Faisal Zaman Jatoi	IND	63
Allahando Shah alias Zafar Ali Shah	IND	18

NA 212
Naushero Feroz 2

Registered voters	324,754		
Total votes polled	142,785	Turnout	44.0%
Valid votes	139,613	Rejected votes	3,172

Allahandho Shah alias Zafar Ali Shah	PPPP	76,470
Khalid Akhtar Jatoi	NA	60,121
Ghulam Shabir Lakho	PML (N)	1,220
Ibraheem Shah	IND	1,208
M. Ali Malak	PTI	162
Khalid Mian Rajpar	SURA	112
Sajjad Hussain Shah	IND	97
Syed Murad Ali Shah	IND	79
Sher M. Baloch	IND	67
Syed Sarfraz Hussain Shah	IND	51
Syed Amanullah Shah	IND	26

NA 213
Nawabshah 1

Registered voters	330,639		
Total votes polled	132,453	Turnout	40.1%
Valid votes	129,270	Rejected votes	3,183

■ Azra Fazal	PPPP	75,237
Syed Zahid Hussain Shah	PML (Q)	28,824
Ghulam Haider Rahu	MQM	20,877
Sardar Ahmed	PML (N)	1,811
Syed Amjad Hussain Shah	IND	1,009
Abdul Hadi Khoso, Adv.	PTI	530
Farooq Ahmed Chandio	IND	279
Syed Irshad Hussain Shah	IND	272
Syed Bagh Ali Shah	IND	154
■ Fozia Iqbal	IND	115
Malik M. Iqbal	ST	100
Ameer Ali Khaskheli	IND	62

NA 214
Nawabshah 2

Registered voters	305,810		
Total votes polled	113,556	Turnout	37.1%
Valid votes	110,802	Rejected votes	2,754

Syed Ghulam Mustafa Shah	PPPP	60,267
Mumtaz Ahmed Rahu	NA	46,188
Bahar Ali Shah	MMA	1,193
Farooq Ahmed Chandio	IND	999
Shahnawaz Lakhmir	MQM	956
Dr. Bahadur Khan Dahri	IND	679
■ Fozia Iqbal	IND	286
Syed Mehmood Ahmed Shah	IND	234

NA 215
Khairpur 1

Registered voters	302,490		
Total votes polled	116,100	Turnout	38.4%
Valid votes	113,319	Rejected votes	2,781

Manzoor Hussain Wasan	PPPP	62,447
Sher M. Phulpoto	IND	36,438
Habib-ur-Rehman Sheikh	PML (F)	6,319
Manzoor Hussain Ansari, Adv.	MQM	3,477
Ghulam Haider Phulpoto	PML (N)	1,918
Allah Warayo Soomro	NA	1,251
Abdul Qayoom Sheikh	PTI	1,097
Ghulam Qadir Sattar Mehar	IND	181
Tahir Imtiaz Phulpoto	IND	163
Munwar Ali Wasan	IND	28

Gul Hayat Institute

NA 216
Khairpur 2

Registered voters	301,400		
Total votes polled	126,435	Turnout	41.9%
Valid votes	123,979	Rejected votes	2,456

Syed Sadaruddin Shah	PML (F)	63,520
Syed Javed Ali Shah	PPPP	58,735
Mumtaz Hussain Sahito	MMA	1,076
Syed Shahabuddin Shah		
Syed Deenar Ali Shah Rashdi	IND	312
Bashir Ahmed Banbhan	IND	228
Shaukat Ali Rajpar	IND	108

Syed Saddruddin Shah also won a Sindh Assembly seat, PS 30 Khairpur 2, which he retained. By-elections on the vacated NA 216 were held on January 15, 2003. Following are the results of the by-election.

Registered voters	271,364		
Total votes polled	136,031	Turnout	50.1%
Valid votes	134,447	Rejected votes	1,584

Syed Javed Ali Shah	PML (F)	128,785
Pir Syed Ahmad Raza Shah Jilani	PPPP	4,552
Pir Syed M. Naqi Shah Jilani	IND	803
Pir Syed Niaz Hussain Shah Jilani	IND	98
Arbab Shahid Banbhan	IND	76
Syed Muharram Ali Shah	IND	55
Sher M. Phulpota	IND	29
Syed Muhib Ali Shah, Adv.	IND	19
Mubeen Ahmad Phulpoto	IND	17
Ghulam Abbas Kubar	IND	13

NA 217
Khairpur 3

Registered voters	290,832		
Total votes polled	110,740	Turnout	38.1%
Valid votes	107,330	Rejected votes	3,410

Pir Syed Fazal Ali Shah Jilani	PPPP	54,388
Syed Moharram Ali Shah	PML (F)	47,308
Nadeem Ahmed Hashmi	PAT	2,512
Pir Syed Ahmed Raza Shah Jilani	IND	2,230
Sardar Shah Dino	PML (N)	574
Ghulam Mustafa Sahito (Retired)	IND	164
Hakim Rehmatullah Abbasi	IND	154

NA 218
Hyderabad 1

Registered voters	276,462		
Total votes polled	113,224	Turnout	41.0%
Valid votes	112,119	Rejected votes	1,105

Makhdoom M. Amin Faheem	PPPP	102,059
Rasool Bakhsh Memon	MQM	3,615
Shahabuddin Shah	PML (Q)	3,277
Peeral Majeedano	PPP (SB)	3,168

NA 219
Hyderabad 2

Registered voters	236,225		
Total votes polled	72,538	Turnout	30.7%
Valid votes	72,032	Rejected votes	506

Prof. Khalid Wahab	MQM	36,755
Mushtaq Ahmed Khan	MMA	16,986
Ch. Bashir Ahmed, Adv.	PPPP	8,762
Zaheer Ahmed	ST	2,818
M. Iqbal Sheikh	PML (Q)	2,385
Shabbir Ahmed	PML (N)	1,434
Syed Mushtaq Ali Qadri	PAT	1,023
Sohail Akhtar Siddiqi, Adv.	MQM2	661

Gul Hayat Institute

Ahmed Ali Khan Naghar	PTI	495
Syed Sarfraz Ali, Adv.	PML (F)	313
Dr. Saleem Haider	MIT	262
Kaleem Khan	TI	84
M. Shamim Sheikh	IND	54

NA 220
Hyderabad 3

Registered voters	273,607		
Total votes polled	91,937	Turnout	33.6%
Valid votes	90,740	Rejected votes	1,197

Dr. Sahabzada Abul Khair M. Zubair	MMA	41,190
Aftab Ahmed Sheikh, Adv.	MQM	40,580
M. Irfan Qureshi	PPPP	3,579
Mir Haider Ali Khan Talpur	PTI	1,414
Sharif	ST	1,302
Abdul Qadeer Ansari	MQM2	826
M. Hanif Siddiqi	PML (N)	643
Shabbir Hussain Hashmi	PML (Q)	471
M. Azam Qureshi	IND	427
Shahzad Hussain	PAT	207
Shujauddin Sheikh	IND	101

NA 221
Hyderabad 4

Registered voters	223,681		
Total votes polled	69,732	Turnout	31.2%
Valid votes	68,266	Rejected votes	1,466

Syed Amir Ali Shah Jamot	PPPP	44,899
Syed Shahabuddin Shah	PML (Q)	12,966
Shabbir Hussain Bajkani	MQM	7,136
Moula Bakhsh Mashori	PPP (SB)	1,230
Dost M. Serai	QJP	617
■ Badar-un-Nisa Qazi	PML (N)	362
Mir Sher M. Talpur	PTI	285
Abdul Sattar Khan	PAT	250
Syed Ali Hussain Shah	IND	219
Dost M. Channa	LPP	181
Qaisar Khan Talpur	IND	121

NA 222
Hyderabad 5

Registered voters	262,149		
Total votes polled	94,299	Turnout	36.0%
Valid votes	92,505	Rejected votes	1,794

Syed Naveed Qamar	PPPP	53,705
Pir Sajjad Saeed Jan Sarhandi	NA	34,627
Asadullah Anwar Baloch	MQM	3,338
Saood Ahmed Farooqi	IND	387
Syed Qamar Zaman Shah	IND	258
Mir Haider Ali Khan Talpur	PTI	109
Qadeer Khan Gaddi	PML (N)	81

NA 223
Hyderabad 6

Registered voters	274,892		
Total votes polled	100,668	Turnout	36.6%
Valid votes	97,841	Rejected votes	2,827

Shamshad Sattar Bachani	PPPP	50,624
■ Adeeba Gul Magsi	IND	28,610
■ Samina Arif Rajput	MQM	7,515
Dr. Nawaz Ali Nizamani	MMA	5,669
M. Amin Jarwar	IND	2,429
Shah Jahan Memon	IND	1,614
Saqib Jan Babar	AQP	784
Masood-ul-Nabi	IND	390
Dilshad Ahmed	PML (Q)	206

Gul Hayat Institute

NA 224
Badin 1

Registered voters	364,228		
Total votes polled	141,595	Turnout	38.9%
Valid votes	139,013	Rejected votes	2,582

Ghulam Ali Nizamani	PPPP	70,231
M. Akram Nizamani	IND	65,904
M. Aleem Qaimkhani	MQM	1,203
Abdul Sattar Srewal	IND	428
Syed Kousar Raza	PPP (SB)	418
Zulfiqar Ali Nizamani	IND	296
Yar M. Talpur	IND	228
Noor Nabi M. Salih Memon	PTI	161
M. Ishaq Thebo	PML (N)	144

NA 225
Badin 2

Registered voters	297,293		
Total votes polled	112,075	Turnout	37.7%
Valid votes	109,457	Rejected votes	2,618

■ Dr. Fehmida Mirza	PPPP	71,537
Khan M. Halepota	PML (Q)	33,400
Abdullah Sheedi	IND	2,169
Asghar Ali Perhiar	MQM	1,297
Yar M. Talpur	IND	538
Mir Haider Ali Khan Talpur	PTI	279
M. Umer Farooq Cheema	PML (N)	237

NA 226
Mirpurkhas 1

Registered voters	261,129		
Total votes polled	117,830	Turnout	45.1%
Valid votes	115,311	Rejected votes	2,519

Pir Aftab Hussain Shah Jilani	PPPP	63,638
Rais Ahmed Khan	MQM	35,221
Molana Mushtaq Ahmed Naqshbandi	MMA	5,610
Muzaffar Ali Leghari	PML (F)	4,127
Abdul Ghaffar Qureshi	PML (Q)	4,077
Anwar Jamal, Adv.	ST	1,690
M. Rizwan	MQM2	565
Sarfraz Ali Junejo	IND	185
Mujeeb-ul-Haq	IND	75
Shamsuddin Sheikh	IND	67
Abdul Saeed Qureshi	IND	56

NA 227
Mirpurkhas 2

Registered voters	259,929		
Total votes polled	110,238	Turnout	42.4%
Valid votes	106,907	Rejected votes	3,331

Syed Qurban Ali Shah	PPPP	56,627
Shabbir Ahmed Qaimkhani	MQM	21,117
Shahnawaz	NA	11,526
Makhdoom Shah Nawaz	PML (N)	10,850
M. Umer Khan Qaimkhani, Adv.	MMA	3,149
Dr. Naeem Ahmed Khan	PML (F)	2,736
Syed Irfan Ali Shah	IND	223
Makhdoom Atta Hussain	IND	189
Ch. M. Aslam Gill	IND	172
M. Asad Ali Khan Junejo	IND	112
Jameel Ahmed	IND	63
Fatehyab Ali Khan	PMKP	54
Gulab Khan Qaimkhani, Adv.	IND	53
Ali Hassan Khan Qaimkhani	PAT	36

NA 228
Mirpurkhas 3

Registered voters	261,464		
Total votes polled	114,242	Turnout	43.7%
Valid votes	111,243	Rejected votes	2,999

Nawab M. Yusuf Talpur	PPPP	58,161
Kishan Chand Parwani	NA	48,905

Gul Hayat Institute

Syed Ali Mardan Shah	IND	2,107
Ghulam Mustafa Wahid	MQM	842
M. Essa Nagori	PTI	704
Abdul Munaim Khan	PML (N)	490
Rijhumal Shewni	IND	34

NA 229
Tharparkar 1

Registered voters	250,983		
Total votes polled	125,614	Turnout	50.0%
Valid votes	122,560	Rejected votes	3,054

Arbab Ghulam Rahim	NA	86,196
Gul M. Lot	PPPP	34,342
Engr. Gian Chand	IND	1,382
Arbab Haji Abdullah	IND	434
Allah Rakhio	IND	193
Guman Singh	IND	13

Arbab Ghulam Rahim also won a Sindh Assembly seat, PS 60 Tharparkar 1, which he retained. By-elections on the vacated NA 229 were schedule for January 15, 2003. Arbab Zakaullah returned uncontested.

NA 230
Tharparkar 2

Registered voters	212,494		
Total votes polled	101,704	Turnout	47.9%
Valid votes	97,547	Rejected votes	4,157

Ghulam Haider Samejo	NA	59,639
Pir Imdad Ali Shah Jilani	PPPP	36,785
Pir Gul M. Shah	IND	503
Arbab Abdul Malik	IND	351
Ghulam M. Lot	IND	248
M. Malook	IND	21

NA 231
Dadu 1

Registered voters	340,793		
Total votes polled	123,168	Turnout	36.1%
Valid votes	120,746	Rejected votes	2,422

Nawab Abdul Ghani Talpur	PPPP	76,568
Syed Jalal Mehmood	IND	39,320
Ali Nawaz Shoro	MQM	4,035
Sheikh Israil	IND	275
Dr. Abdul Hameed Rajput	PML (N)	239
Syed Zain-ul-Abdin	IND	174
M. Suleman Bhalai	PPP (SB)	135

NA 232
Dadu 2

Registered voters	277,302		
Total votes polled	103,501	Turnout	37.3%
Valid votes	100,873	Rejected votes	2,628

Rafiq Ahmed Jamali	PPPP	56,814
Ahmed Khan Lund	PML (Q)	41,982
Hussain Bakhsh Solangi, Adv.	MQM	1,249
Bashir Ahmed Channa	IND	448
Asghar Ali Panhwar	IND	247
Zafar Ali Bhand	PML (N)	133

NA 233
Dadu 3

Registered voters	329,858		
Total votes polled	117,270	Turnout	35.6%
Valid votes	115,441	Rejected votes	1,829

Liaqat Ali Jatoi	PML (Q)	62,388
Rafiq Ahmed Mahessar	PPPP	52,784
Talat Iqbal Mahessar	IND	269

Gul Hayat Institute

NA 234
Sanghar 1

Registered voters	242,471		
Total votes polled	106,359	Turnout	43.9%
Valid votes	102,298	Rejected votes	4,061

Haji Khuda Bakhsh Nizamani	PML (F)	61,741
Mian Ijaz Ahmed Shafi	PML (N)	24,474
Abid Hussain Rind	PPPP	9,165
Abdul Malik Shar	MQM	4,441
Haji Ali Akbar Bugti	JWP	1,888
Haji Khuda Bakhsh Rajar	IND	184
Hussain Bakhsh Nizamani	IND	139
Amjad Ghori	MQM2	125
Raja Liaqat Ali	IND	77
Saddiq Ali Leghari	IND	64

NA 235
Sanghar 2

Registered voters	230,238		
Total votes polled	105,813	Turnout	46.0%
Valid votes	103,472	Rejected votes	2,341

Qazi Abdul Qudus Rajar	PML (F)	61,671
M. Asad Ali Khan Junejo	IND	34,888
Jian Khan Sarfraz Rajar	PPPP	5,212
Dr. Taj Muhammad	MQM	1,609
Mujeebullah Hinjorjo	IND	92

NA 236
Sanghar 3

Registered voters	290,977		
Total votes polled	133,751	Turnout	46.0%
Valid votes	132,706	Rejected votes	1,045

M. Khan Junejo	PML (F)	66,543
Fida Hussain Dero	PPPP	56,628
M. Hashim Chandio	MQM	8,413
M. Rizwan Khan	MQM2	661
Sikandar Hayat Dero	IND	159
Abdul Rahman Thaheem	IND	113
Ghulam Murtaza Junejo	IND	58
Mukhtiar Ali Shoro	IND	58
Ghulam Muhammad	IND	53
Dr. Abdullah Rind	IND	20

NA 237
Thatta 1

Registered voters	329,639		
Total votes polled	121,507	Turnout	36.9%
Valid votes	117,291	Rejected votes	4,216

Syed Ayaz Ali Shah Sheerazi	PML (Q)	57,195
Dr. Abdul Wahid Soomro	PPPP	53,616
Syed Mehar Ali Shah	MQM	3,606
Molvi Ahmed alias Abu Alashraf Soomro	MMA	2,874

NA 238
Thatta 2

Registered voters	286,897		
Total votes polled	119,139	Turnout	41.5%
Valid votes	116,369	Rejected votes	2,770

M. Ali Malkani	PML (Q)	70,233
Arbab Wazir Ahmed Memon	PPPP	40,722
Molvi Abdul Ghafoor Qasmi	MMA	4,699
M. Ahsan Nuhrio	PTI	472
M. Younas Bhan	PPP (SB)	243

NA 239
Karachi 1

Registered voters	228,031		
Total votes polled	75,773	Turnout	33.2%
Valid votes	74,450	Rejected votes	1,323

Hakim Qari Gul Rehman	MMA	22,164
Iftikhar Hussain	PPPP	21,461

Gul Hayat Institute

Ashiq Hussain Qureshi	MQM	11,199
Akhtar Pervaiz	PML (Q)	4,527
Mian Ijaz Ahmad Shafi	PML (N)	3,871
M. Qasim Sherazi	PMA	3,621
Amanullah Paracha	PTI	2,824
Syed Zia Abbas	NA	1,797
Dr. M. Hanif Khan	ANP	1,136
Saadullah Khan	PFP	533
M. Ijaz ul Haq	PML (Z)	366
Syed Hafeezuddin	IND	281
Dr. S. M. Hussain	IND	222
M. Hanif	IND	113
Lal Badshan	IND	103
Saleem Zia	IND	86
Mushahidullah Khan	IND	82
M. Tariq Afridi	IND	64

NA 240
Karachi 2

Registered voters	222,359		
Total votes polled	87,336	Turnout	39.3%
Valid votes	86,444	Rejected votes	892

Sarkaruddin, Adv.	MQM	30,408
Molana Shireen Muhammad	MMA	22,764
M. Bakhsh Lashari alias Bakshan Baloch	PPPP	15,374
K. S. Mujahid Khan Baloch	PML (Q)	6,090
M. Iftikhar Ahmed Bhatti	ST	6,063
Mian Ijaz Shafi	PML (N)	2,124
Dr. Iqtidar Hussain	ANP	1,815
M. Bakhsh Baloch	PPP (SB)	985
Iftikhar Shah Bukhari	PAT	508
■ Shamim Minhas	IND	124
M. Islam	IND	90
Bashir Ahmed Mangnejo	IND	40
Syed Haider Abbas Rizvi	IND	39
Aurangzeb Ghori	IND	20

NA 241
Karachi 3

Registered voters	201,562		
Total votes polled	74,558	Turnout	37.0%
Valid votes	73,634	Rejected votes	924

M. Laeeq Khan	MMA	26,812
Ferozuddin Rehmani	MQM	26,333
M. Afaq Khan Shahid	PPPP	6,264
Naeem Gul, Adv.	ANP	5,953
Wazirzada Afridi	PML (N)	2,470
Mirza Shakeel Arman Baig	ST	2,360
A. Raziq Khan	PML (Q)	1,157
Syed Shahid Ali, Adv.	MQM2	649
Ali Asghar Khan Swati	PTI	583
Aqil Khan	NA	408
Abdul Qayoom Khan, Adv.	PPP (S)	331
Dr. M. Ismail	IND	88
M. Gulzar Ahmed Khaliqui	IND	87
Lt. Comdr. (R) Raza Hussain Shah	IND	69
M. Momin Khan	QJP	46
Muzaffar Ahmed Hashmi	IND	24

NA 242
Karachi 4

Registered voters	221,227		
Total votes polled	99,335	Turnout	44.9%
Valid votes	98,243	Rejected votes	1,092

M. Abdul Rauf Siddiqi	MQM	62,690
Taj M. Khan	MMA	18,299
Dr. M. Shakir Alam	PPPP	6,593
Abdul Hameed	ST	5,312
Abdul Ghafoor	PMA	3,299
Khanzada Imran	PML (Q)	1,165
Saifullah	PAT	584
M. Ishaq Hijazi	MQM2	239
Saifullah Khan	IND	62

M. Abdul Rauf Siddiqi also won a Sindh Assembly seat,

Gul Hayat Institute

PS 115 Karachi 27, which he retained. By-elections on the vacated NA 242 were held on January 15, 2003. Following are the results of the by-election.

Registered voters	271,364		
Total votes polled	86,128	Turnout	31.7%
Valid votes	85,514	Rejected votes	614

Dr. Abdul Kadir Khanzada	MQM	67,051
Dr. Meraj-ul-Huda Siddiqi	MMA	17,818
Dr. Qadeer Ahmad	ST	372
Dr. M. Hanif Khan	ANP	128
Rujhanullah Khan Afridi	PPPP	100
Shababuddin	IND	45

NA 243
Karachi 5

Registered voters	250,670		
Total votes polled	94,001	Turnout	37.5%
Valid votes	93,893	Rejected votes	108

Sultan Ahmed Khan	MQM	62,245
M. Saleemuddin Qureshi, Adv.	MMA	13,105
Anwar Ahmed Khan Yusufzai	PPPP	8,391
M. Iftikhar Ahmed Bhatti	ST	6,911
Badar Iqbal	PML (Q)	2,580
Hafiz Fazal Karim	PTI	568
M. Shahid	IND	93

NA 244
Karachi 6

Registered voters	236,700		
Total votes polled	95,248	Turnout	40.2%
Valid votes	95,221	Rejected votes	27

Syed Haider Abbas Rizvi	MQM	54,101
Dr. Meraj-ul-Huda Siddiqi	MMA	28,559
Saqib Ishtiaq Qadri	ST	7,141
Javed Jabbar	NA	2,057
Syed Shahenshah Ali Jafri	PPPP	1,590
Khalid Masood Khan	PTI	1,068
M. Idrees	PMA	300
■ Riffat Jabeen Qureshi	PML (N)	220
Abdul Waheed Qureshi, Adv.	MQM2	185

NA 245
Karachi 7

Registered voters	255,754		
Total votes polled	103,587	Turnout	40.5%
Valid votes	102,481	Rejected votes	1,106

Kunwar Khalid Younas	MQM	51,696
Syed Munawar Hassan	MMA	41,947
Engr. Capt. (R) M. Haseen	PPPP	3,232
■ Naheed Afzal Khan, Adv.	PTI	2,883
Hameedullah Khan	PML (N)	1,182
Engr. Raees Akhtar Qureshi	NA	717
Tariq Hussain Siddqi	PML (Q)	595
Qamar Niaz	MQM2	229

NA 246
Karachi 8

Registered voters	261,736		
Total votes polled	97,965	Turnout	37.4%
Valid votes	97,128	Rejected votes	837

Haji Azizullah	MQM	53,134
Rashid Naseem	MMA	32,879
Altaf Hussain Qadri Babi	ST	3,840
Khalid Ali Shanshah	PPPP	3,075
Naisra Athar	PML (Q)	2,322
Shamsher Ahmad Khan, Adv.	MQM2	962
Zahid Sultan Khan	IND	558
Ijaz Ahmed Shafi	IND	216
Salman Ahmed Khan	IND	75
Hassan Yar Khan Bilal, Adv.	IND	67

Gul Hayat Institute

NA 247
Karachi 9

Registered voters	243,006		
Total votes polled	88,302	Turnout	36.3%
Valid votes	87,099	Rejected votes	1,203

Israr-ul-Ebad Khan	MQM	51,564
Hafiz M. Taqi	MMA	26,526
Syed Masood Hussain	PPPP	3,581
M. Farhat Hussain Sadqi	ST	3,559
Dr. Ameer Ahmed	PTI	1,023
Nadir Ali Khan	PML (Q)	336
Mehtab Khan	MQM2	232
Sheikh M. Nisar	IND	130
Syed Mushahid Hussain	IND	112
Abdul Samad Qureshi	IND	36

NA 248
Karachi 10

Registered voters	225,479		
Total votes polled	72,594	Turnout	32.2%
Valid votes	71,494	Rejected votes	1,100

Nabeel Ahmed Gabol	PPPP	32,424
Dr. Qari Naseeruddin Swati	MMA	14,700
Abdul Karim Naqshbandi	ST	7,882
Sohrab Nizamani	MQM	4,825
Imtiaz Ali	PPP (SB)	4,159
Sheikh Maqsood Ahmed	PML (N)	3,363
Prof. Ali M. Shaheen Korai	NA	2,174
M. Ashfaq	PTI	985
Khalid Ayaz	PML (Q)	556
Malik M. Fayyaz	IND	147
Syed Azeem Ali Shah	MQM2	144
Ch. M. Misbah-uz-Zaman	IND	81
Haji M. Hanif Tayyab	NMP	54

NA 249
Karachi 11

Registered voters	250,626		
Total votes polled	86,581	Turnout	34.5%
Valid votes	85,681	Rejected votes	900

Amir Liaquat Hussain	MQM	30,458
Abdul Majeed Noorani (Mewawala)	MMA	22,973
Abdul Habib Memon	PPPP	22,708
M. Iftikhar Ahmed Bhatti Qadri	ST	7,500
Molana M. Asghar Dars	PTI	1,335
Mehmood Memon	PAT	313
Muneer Ahmed	IND	155
Mirza M. Ishtiaq Baig	IND	74
Haji M. Hanif Tayyab	NMP	50
Sarkaruddin	IND	43
M. Tahir	IND	41
Bostan Ali Hoti	PML (F)	31

NA 250
Karachi 12

Registered voters	205,400		
Total votes polled	69,235	Turnout	33.7%
Valid votes	68,283	Rejected votes	952

Abdul Sattar Afghani	MMA	21,462
■ Nasreen Jalil	MQM	19,414
Dr. Mirza Ikhtiar Baig	PPPP	12,105
Mamnoon Hussain	PML (N)	5,565
M. A. Wajid Jawad	PML (Q)	4,718
Syed Kamal Shah	PTI	3,176
Syed Javed Umer	ST	1,226
Nazir Ibrahim Sheikh	MQM2	150
■ Surriya Rahim, Adv.	TI	144
Khalid Kamal	IND	83
Noor Muhammad	IND	69
Awais Siddiq Jangda	IND	64
Tahir Sharif Khan	IND	47

Gul Hayat Institute

S. M. Altaf	PMKP	44
Raja Arif Sultan Minhas	IND	16

NA 251
Karachi 13

Registered voters	210,491		
Total votes polled	77,838	Turnout	37.0%
Valid votes	77,719	Rejected votes	119

Syed Safwanullah	MQM	23,856
Abdul Ghaffar Umer Kapadia	MMA	22,045
Mushahidullah Khan	PML (N)	8,615
Qaiser Khan Nizamani	PPPP	8,347
Sultan Ahmed Chawla	PML (Q)	4,148
M. Shahzad Muneer Qadri	ST	3,699
Mehboob Ali Rajput	MQM2	2,399
M. Ashraf Memon	PTI	1,576
M. Umer Khan	LPP	768
Dr. S. M. Zameer	PAT	626
Dr. M. Ali Imran	IND	578
M. Hafeez	PFP	478
Raja Gul Nawaz Khan, Adv.	IND	150
Abdul Razzaq	IND	100
Syed Tariq Ali Hashmi	IND	88
Manzoor Ahmed Bhutta	PPP (SB)	83
Molana Ehteram-ul-Haq Thanvi	IND	39
M. Arshad Khan	IND	35
Syed M. Sohail	NMP	26
Zahid Khan	IND	24
Syed Marghoob Hussain	IND	20
Hamza Ahmed Dawood	SURA	19

NA 252
Karachi 14

Registered voters	222,482		
Total votes polled	74,019	Turnout	33.3%
Valid votes	73,068	Rejected votes	951

M. Hussain Mehanti	MMA	33,089
M. Intizar Hussain Qureshi, Adv.	MQM	22,862
■ Najma Saeed Chawala	PPPP	5,984
Abu Bakar Shaikhani	PML (Q)	3,731
■ Aasia Tariq	PTI	3,352
M. Fazal Abdul Majeed Noorani	ST	2,612
Saeed Shafiq	PML (N)	863
Syed Shakir Ali	MQM2	147
Rehmat Illahi Sheikh	IND	131
Athar Waseem, Adv.	PFP	115
■ Nasreen Jalil	IND	70
M. Shamimuddin	IND	37
M. Rafiq Qadri	IND	33
Ghulam Hussain Pirzada (Retired)	NMP	24
Fatehyab Ali Khan (Retired)	PMKP	18

NA 253
Karachi 15

Registered voters	249,365		
Total votes polled	80,804	Turnout	32.4%
Valid votes	79,703	Rejected votes	1,101

Asadullah Bhutto	MMA	28,840
Prof. Dr. M. Fahimuddin	MQM	25,960
Shafi M. Shah	PPPP	13,947
Ali Haider Saleem	PTI	4,374
Hafiz Moinuddin	PMA	2,401
Zain Ansari	PML (N)	1,603
Wing Comdr. (R)		
M. Nawaz Asim	PML (Q)	904
Shan-ul-Haq Pirzada	NA	422
Syed Sitwat Hussain Niazi, Adv.	PAT	355
Nazeer Ibrahim Sheikh	MQM2	179

Gul Hayat Institute

M. Yusuf Qureshi	PIT	145
■ Fahmida Khatoon, Adv.	IND	129
Syed Abdul Raqeeb	PML (Z)	124
M. Qutub-uz-Zaman	PML (F)	92
Syed Irshad Hussain	IND	81
Lt. Commdr. (R) Hafiz M. Mukhtar Ahmad Ghazi, Adv.	IND	55
Syed M. Sharfuddin	IND	51
Qazi M. Muhzhar Rehamani	IND	41

NA 254
Karachi 16

Registered voters	230,917		
Total votes polled	80,354	Turnout	34.8%
Valid votes	79,163	Rejected votes	1,191

Nawab Mirza Adv.	MQM	42,888
Syed Zahid Siraj	MMA	16,733
Molana Abdul Hafiz	PMA	5,991
■ Farzana Latif, Adv.	PPPP	4,926
Engr. Sarwat Ijaz	ST	4,231
M. Akhtar Shad	MQM2	1,695
Akhtar Hussain Awan	PML (N)	1,118
Dr. Abdul Ghafoor	PFP	492
Ali Haider Saleem, Adv.	PTI	416
M. Kaleem-ur-Rehman	NMP	230
Ameeruddin Meo	IND	226
Prof. Dr. Fahimuddin	IND	91
Saghir Siddiqi	IND	76
Dr. Qadeer Ahmed Abbasi	IND	50

NA 255
Karachi 17

Registered voters	246,368		
Total votes polled	101,447	Turnout	41.2%
Valid votes	100,230	Rejected votes	1,217

Mehmood Ahmed Qureshi	MQM2	31,096
M. Aslam Mujahid	MMA	27,761
M. Abrar-ul-Haq	MQM	25,646
Syed Naeemudddin	PPPP	7,059
M. Ali Hamza Gohar alias Hamza Ali Qadri	NMP	4,164
Shamsudduha, Adv.	PMA	3,119
Tariq Khan	PML (N)	1,071
Javed Iqbal Khanzada	PML (Z)	145
Waseem Muzaffar Khan	IND	65
Abdul Sattar Ibrahim, Adv.	IND	57
Khalid Hamid Sheikh	IND	47

NA 256
Karachi 18

Registered voters	261,912		
Total votes polled	91,683	Turnout	35.0%
Valid votes	90,810	Rejected votes	873

Iqbal M. Ali Khan	MQM	39,196
M. Hasim Siddiqur, Adv.	MMA	22,142
Syed Abid Ali Jaffri	MQM2	6,430
Riaz Ahmed Mazari	PPPP	6,414
Syed M. Nihal Hashmi, Adv.	PML (N)	6,305
D. Qadeer Ahmed Abbasi	ST	3,409
Syed Marghoob Hussain	PTI	2,397
Rana Munir Ahmed Khan	IND	2,082
■ Imtiaz Javed	PAT	874
Kamran Shahzad Rana	PML (Q)	763
Syed Mehmood Hussain	IND	193
Abdul Qadir Anwar, Adv.	PML (J)	179
Sohail Ahmed Khan	IND	126
Haji M. Hanif Tayyab	NMP	106
Prof. D. Faheemuddin	IND	102
Syed M. Aamir Khalil Qadri	IND	39
Sher Ali Rizvi	SURA	34
Fatehyab Ali Khan (Retired)	PKMAP	19

Gul Hayat Institute

NA 257
Karachi 19

Registered voters	256,535		
Total votes polled	107,043	Turnout	41.7%
Valid votes	105,413	Rejected votes	1,630

M. Shamim Siddiqi	MQM	45,480
Osama Razi	MMA	23,668
Sardar Akhtar Hussain, Adv.	PPPP	17,168
Qamar Niaz	MQM2	6,433
Mirza Yusuf Hussain	PAT	5,847
Rahim Adil Sheikh	PML (Q)	2,627
Fahim Riaz Siddiqi, Adv.	PML (N)	2,056
■ Shazia Batool	ANP	889
Akhtar Rohila	PPP (SB)	777
■ Naseema Naz	IND	184
Salahuddin	IND	99
Abdul Khaliq Khan	AQP	73
Barkat Ali Khan	IND	70
M. Hashim Ali	IND	42

NA 258
Karachi 20

Registered voters	263,393		
Total votes polled	108,889	Turnout	41.3%
Valid votes	106,656	Rejected votes	2,233

Sher M. Baloch	PPPP	38,225
Abdul Hakeem Baloch	IND	27,903
Molana Abdul Shakoor Khairpuri	MMA	17,630
Syed Ameer Hussain Shah Lakhyari	MQM	8,400
Aleem Adil Sheikh	PML (Q)	4,552
Molana Zain-ul-Abdeen	PMA	3,906
Yousaf Masti Khan	NA	1,691
Rab Nawaz Kahn Niazi, Adv.	PML (N)	1,630
Iftikhar Shah Bukhari	PAT	907
M. Yaseen Khan	ANP	495
Molvi Shabbir Ahmed Usmani	PAP	401
Nisar Ahmed Soomro	IND	268
Salahuddin Khan Gandapur	LPP (K)	164
Faisal	PFP	142
Zafar Ali Sahto	IND	92
Dr. Syed Iqbal Saeed Shah	IND	78
Agha Tariq Ahmed	IND	68
M. Rafiq Baloch	IND	65
Shahid Riaz Baloch	IND	39

Gul Hayat Institute

NA 259 and 272
Balochistan

NA 259
Quetta

Registered voters	310,948		
Total votes polled	75,501	Turnout	24.3%
Valid votes	73,810	Rejected votes	1,691

Molvi Noor Muhammad	MMA	22,111
Mehmood Khan Achakzai	PKMAP	17,240
Syed M. Fazal Agaha	PML (Q)	9,871
Saadat Ali Hazara	BNDP	8,973
Mian Saifullah Paracha	PPPP	6,675
M. Ayaz Khan Swati, Adv.	PML (N)	3,134
Taj M. Jamil	NA	1,238
Khudai Noor	JWP	955
Nazar Muhammad, Adv.	PTI	916
M. Yousaf Shahwani	MQM	711
Syed Abdul Habib Shah	PAT	506
Abdul Majeed Ghori	QJP	373
Malik Abdul Qahir Khan Kasi	ANP	369
Yayha Bakhtiar	IND	277
Ghulam Ali Haideri	IP	151
Khalid Dogar, Adv.	IND	140
Gul Rehman Kakar	PWP2	90
Sardarzada M. Najeeb Sanjrani	IND	80

NA 260
Quetta-cum-Chagai-cum-Mastung

Registered voters	369,216		
Total votes polled	105,494	Turnout	28.6%
Valid votes	100,421	Rejected votes	5,073

Hafiz Hussain Ahmed	MMA	39,013
Haji Baloch Khan Mengal	PML (Q)	26,690
Sardar Fateh M. M. Hassani	PPPP	16,114
Habib Jalib Baloch, Adv.	BNP	11,368
Ghulam Farooq Baloch	BNM	2,483
Hussain Ali	IMH	1,552
Mir Nauroz Mengal, Adv.	IND	1,074
Abdul Wahid Shakir	BNDP	1,003
Agha Syed Faisal Shah	PML (N)	545
Liaquat Ali	PAT	350
Sardarzada M. Najeeb Sanjrani	IND	229

NA 261
Pishin-cum-Ziarat

Registered voters	270,777		
Total votes polled	75,061	Turnout	27.7%
Valid votes	71,016	Rejected votes	4,045

Haji Gul M. Dummar	MMA	37,022
Dr. Kaleemullah Khan	PKMAP	17,599
Khalid Khan Kakar	PML (Q)	12,914
Haji Nizamuddin Kakar	ANP	1,162
Abdul Waseh, Adv.	IND	564
Dr. Zafarullah Kakar	PWP2	430
Abdul Wajid Watanpal	IND	415
Azizullah, Adv.	NA	300
Abdul Hadi Tareen	IND	232
Ali Ahmed Kakar	PPPP	200
Noor Khan Tareen, Adv.	IND	93
Hafizullah Ameen	IND	85

Gul Hayat Institute

NA 262
Killa Abdullah

Polling was terminated on 17 polling stations of this constituency due to violence on the polling day and results were withheld. Re-polling on these polling stations was later organized on November 17, 2002. Following are the complete results.

Registered voters	265,538		
Total votes polled	89,106	Turnout	33.6%
Valid votes	85,585	Rejected votes	3,521

Mehmood Khan Achakzai	PKMAP	35,385
Molana M. Haneef	MMA	33,868
Bismillah Khan	PPPP	14,763
Lala Jan	PML (Q)	862
Abdul Khaliq	IND	453
Abdul Aziz	IND	173
M. Ismail	PML (N)	81

NA 263
Loralai

Results of this constituency were withheld by the Commission and re-polling was organized on two polling stations on November 2, 2002. Following are the complete results.

Registered voters	272,509		
Total votes polled	81,744	Turnout	30.0%
Valid votes	78,657	Rejected votes	3,087

Sardar Yaqoob Khan Nasir	PML (N)	21,385
Molvi Amir Zaman Bukhari	MMA	19,218
Mir Baz M. Khan Khetran	PPPP	14,877
Sardar Sikandar Hayat Khan Jogezai	IND	13,228
Mir Tariq Mehmood Khan Khetran	PML (Q)	7,253
M. Shafi Khetran	BNM	1,290
Mir Shah Jahan Khetran	IND	511
Sardar M. Israr Tareen	IND	349
Azam Jan, Adv.	ANP	323
Sher Afgan Luni	IND	223

NA 264
Zhob-cum-Killa Saifullah

Registered voters	198,124		
Total votes polled	50,582	Turnout	25.5%
Valid votes	47,703	Rejected votes	2,879

Molvi M. Khan Sherani	MMA	20,381
Nawab M. Ayaz Khan Jogezai	PKMAP	18,322
Malik Shamsuddin Kakar	KJPP	4,074
Azizullah	PML (Q)	1,763
Shamsullah Kakar	ANP	1,532
Fazal-ur-Rehman Kakar	PPPP	720
Haji Akhtar M. Mandukhail	PTI	390
Malik Mauladad Khan Sherani	PML (N)	250
M. Ismail Khan Bazai	NA	146
Aziz Shah	IND	125

NA 265
Sibi-cum-Kohlu-cum-Dera Bugti

Registered voters	308,704		
Total votes polled	144,110	Turnout	46.7%
Valid votes	141,608	Rejected votes	2,502

Haider Bugti	JWP	92,555
Mehrab Khan Baloch	BNM	13,443
Mir Bakhtiar Khan Domki	PML (Q)	13,130
Ahmed Jan	PKMAP	5,379
Hafiz Abdul Qayoom	MMA	4,447
Hasnain Iqbal Minhas	IND	3,978
Taj M. Jamali	NA	3,141
Tariq Hussain Bugti	IND	2,749
Tariq Hameed Dumar	ANP	2,281
M. Iqbal Marghazani	PTI	505

Gul Hayat Institute

NA 266
Nasirabad

Registered voters	493,722		
Total votes polled	126,782	Turnout	25.7%
Valid votes	120,147	Rejected votes	6,635

Haji Mir Zafarullah Khan Jamali	PML (Q)	62,107
Munawar Ali Khosa	PPPP	41,899
Dr. Hafeez-ur-Rehman Khosa	MMA	7,344
Arz M. Bhanger	JQM	6,240
M. Hussain Gola	PML (N)	1,143
Yasir Hussain Khosa	IND	459
Abdul Ghafoor Mengal	BNP	405
Adul Razzaq Baloch	BNC	278
Abdul Fateh Abro	IND	272

NA 267
Kacchi

Registered voters	230,836		
Total votes polled	80,014	Turnout	34.7%
Valid votes	78,230	Rejected votes	1,784

Sardar Yar M. Rind	NA	57,751
Nawab M. Aslam Khan	PPPP	10,302
Dr. Abdul Hayee Baloch	BNM	5,456
Molana Syed Abdul Malik Shah	MMA	3,904
Pir Bakhsh Jamoot	PTI	353
Mehar Ali Jamoot	IND	341
Mir Zulfiqar	IND	123

NA 268
Kalat-cum-Mastung

Registered voters	219,071		
Total votes polled	52,092	Turnout	23.8%
Valid votes	50,466	Rejected votes	1,626

Molana Abdul Ghafoor Haideri	MMA	21,559
Mir Kamal Khan Bangalzai	NA	14,638
Mir Munir Ahmed Shahwani	BNP	11,157
Sardar Sanaullah Zehri	BNDP	1,849
Dr. Abdul Hakeem Lehri	BNC	1,263

NA 269
Khuzdar

Registered voters	252,902		
Total votes polled	59,030	Turnout	23.3%
Valid votes	56,409	Rejected votes	2,621

Abdur Rauf Mengal	BNP	27,269
Mir M. Ayub Jattak	BNM	24,359
Mir Younas Aziz Zehri	IND	4,012
Mir M. Ishaq Mengal	BNC	291
Mir Zafarullah Zehri	IND	201
Mir Bashir Ahmed, Adv.	IND	190
Mir Meehrullah Umrani	PML (N)	87

NA 270
Awaran-cum-Lasbela

Registered voters	252,610		
Total votes polled	75,793	Turnout	30.0%
Valid votes	72,519	Rejected votes	3,274

Pir Abdul Qadir Al-Gilani	PML (Q)	40,156
Abdul Karim Lasi	PPPP	17,143
M. Usman	BNP	5,905
Molvi M. Suleman	MMA	4,718
Abdul Wahab Bizenjo	BNM	2,242
Bizan Bizenjo	BNDP	1,382
Dr. Nasir Ali Qambrani	JWP	691

Gul Hayat Institute

Allah Warayo Lasi	IND	172
M. Ashraf Khan Tanoli, Adv.	IND	110

NA 271
Kharan-cum-Panjgur

Registered voters	198,911		
Total votes polled	68,012	Turnout	34.2%
Valid votes	64,334	Rejected votes	3,678

Molvi Rehmatullah	MMA	25,775
Abdul Khaliq Baloch	BNM	21,913
Sardar Fateh M. Hassani	PPPP	6,970
Amanullah Gichki	NA	6,052
Abdullah, Adv.	PML (Q)	1,694
M. Azam Raki	BNDP	1,435
Dr. Sardar M. Hussain	IND	495

NA 272
Kech-cum-Gwadar

Registered voters	281,748		
Total votes polled	92,043	Turnout	32.7%
Valid votes	89,008	Rejected votes	3,035

■ Zubaida Jalal	IND	44,177
Dr. Abdul Malik	BNM	36,169
Molana Abdul Haq	MMA	6,252
Jamil Ahmed Dashti	BNP	1,761
Fida Hussain	BNDP	649

The winner later joined PML (Q) under the new law.

Gul Hayat Institute

NA 273 to 332
Seats reserved for women

Punjab

Constituency	Members	Party
273	Mehnaz Rafi	PML (Q)
274	Dr. Hajra Tariq Aziz	PML (Q)
275	Tanzeela Aamir Cheema	PML (Q)
276	Dr. Donya Aziz	PML (Q)
277	Kashmala Tariq	PML (Q)
278	Dr. Saira Tariq	PML (Q)
279	Riffat Amjad	PML (Q)
280	Dr. Attiya Inayatullah	PML (Q)
281	Bushra Rahman	PML (Q)
282	Farzeen Ahmad Sarfaraz	PML (Q)
283	Shahzadi Umer Zadi Tiwana	PML (Q)
284	Rahila Yahya Munawar	PML (Q)
285	Prof. Aasiya Azeem	PML (Q)
286	Dr. Firdous Ashiq Awan	PML (Q)
287	Begum Tehmina Dasti	PML (Q)
288	Onaza Ehsan	PML (Q)
289	Bushra Anwar Sipra	PML (Q)
290	Dr. Rozina Tufail	PML (Q)
291	Tahira Asif	PML (Q)
292	Naheed Khan	PPPP
293	Belum Hasnain	PPPP
294	Shakeela Khanam Rashid	PPPP
295	Fauzia Habib	PPPP
296	Mehreen Anwar Raja	PPPP
297	Yasmeen Rehman	PPPP
298	Begum Shahnaz Sheikh	PPPP
299	Rukhsana Bangash	PPPP
300	Nasim Akhtar Chaudhry	PPPP
301	Samia Raheel Qazi	MMA
302	Maimona Hashmi	PML (N)
303	Begum Ishrat Ashraf	PML (N)
304	Tehmina Daultana	PML (N)

305	Begum Rehana Aleem Mashhadi	PML (J)
306	Meena Ehsan Leghari	NA
307	Ayla Malik	NA

Sindh

Constituency	Member	Party
308	Fiza Junejo	PML (Q)
309	Sherry Rehman	PPPP
310	Ruquia Khanum Soomro	PPPP
311	Fauzia Wahab	PPPP
312	Rubina Saddat Qaimkhani	PPPP
313	Nafisa Munawar Raja	PPPP
314	Shagufta Jumani	PPPP
315	Dr. Farida Ahmad	MMA
316	Aisha Munawar	MMA
317	Shamim Akhtar	MQM
318	Afsar Begum	MQM
319	Shabina Talat	MQM
320	Gul-e-Farkhanda	NA
321	Khurshid Afghan	PML (F)

Khyber Pakhtunkhwa

Constituency	Member	Party
322	Zeb Gohar Ayub	PML (Q)
323	S Farhana Khalid Banoori	MMA
324	Razia Aziz	MMA
325	Nayyer Sultana	MMA
326	Jamila Ahmad	MMA
327	Ambreen Naeem	MMA
328	Inayat Begum	MMA
329	Shahida Akhtar Ali	MMA

Balochistan

Constituency	Member	Party
330	Dr. Noor Jahan Panezai	PML (Q)
331	Imrana Khawar	MMA
332	Bilqees Saif	MMA

NA 333 to 342
Seats reserved for minorities

Constituency	Member	
333	Akram Masih Gill	PML (Q)
334	Ch. Haroon Qaiser	PML (Q)
335	Engr. Gayan Chand Singh	PML (Q)
336	M.P. Bhandara	PML (Q)
337	Prof. Mushtaq Victor	PPPP
338	Ramesh Lal	PPPP
339	Pervaiz Masih	MMA
340	Asiya Nasir	MMA
341	Krishan Bheel, Adv.	PML (N)
342	Dev Das	MQM

Gul Hayat Institute

SECTION 9

2008

Gul Hayat Institute

Important elections related events (2002-08)

Seventeenth Amendment; return of Eighth amendment

The 1973 Constitution of the country was revived following the 2002 elections in four phases on November 15, November 24, December 31, 2002 and March 12, 2003. After holding the referendum in April, 2002, President Musharraf had introduced a constitutional amendment package on August 21, 2002. Besides other important things, the package introduced as Legal Framework Order was a rerun of the Eighth Amendment. It provided that:

- Elections to be held in October 2002 would be deemed to have been held under the constitution
- Musharraf will relinquish the office of the Chief Executive after the elections as a new Prime Minister will be elected. He however will hold the office of the President of Pakistan
- Musharraf will continue as the President despite being the Chief of the Army Staff, which was contrary to the provisions of the constitution
- Article 58 (2)(b) of the constitution empowering the President to dissolve the Parliament will stand revived.
- Election Commission will comprise of the Chief Election Commission appointed by the President in his discretion and four members each being a judge of the four High Courts

The LFO was a substitute for the main constitution providing the cover to the period between its suspension and restoration. After the election, the opposition, mainly comprising Mutahida Majlis-e-Amal (MMA) and PPPP, protested against the LFO inside and outside the Parliament and frustrated government's effort to make it a part of the constitution for some time. The ruling PML(Q) was finally able to strike a deal with the religious parties' alliance, MMA, late in December 2003. The government moved the Constitution (Seventeenth Amendment) Bill in National Assembly on December 26, 2003 that was passed on 29th with a majority of 248 out of 342. Senate passed the bill the next day.

The Amendment incorporated all the provisions of the LFO into the constitution with minor amendments and provided constitutional cover to all the acts of the military government since the October 1999 takeover.

The election related laws introduced in the form of Chief Executive's Orders like Election Commission Order, Political Parties Order thus were provided constitutional cover. The Orders and laws related to Local

Gul Hayat Institute

Bodies elections were however awarded a constitutional life of six years after which they stood repealed unless enacted by the Parliament.

Another important concession that the MMA could wrest from the government and the General was that the President will seek a vote of confidence from the National and Provincial Assemblies and that he would relinquish the office of Chief of Army Staff by December 31, 2004. The Amendment also specified that the vote of confidence 'facility' had been created for once only and for the present occupant of the Presidency alone. 'The President winning the vote shall be deemed to have been elected under the Constitution for five years and the same shall not be called in question in any court or forum on any ground whatsoever.'

Vote of confidence for President

The government notified rules for the presidential vote of confidence on December 31, 2003. (The constitution and the existing laws provide for election of the President and there is nothing related to presidential vote of confidence on the statutes.) The notification said that the rules have been set for the present vote alone. According to the notified rules, a member of an assembly may move a resolution for the vote of confidence and Chairman Senate and the Speakers shall on the receipt of the resolution forward it to the Election Commission who shall then announce a schedule for the same and arrange for summoning of special sessions of the Houses. The rules prescribed that the special session should have a single point agenda and shall not conduct any other business. They did not allow the members to deliver speeches or engage in debate on any matter including the admissibility or otherwise of the resolution.

The rules provided that the voting shall be held by division: 'The members present and voting shall record their vote by division in such manner as may be prescribed by the Commission'. Thus the vote was not held under the principle of secret balloting.

For the presidential elections under the constitution, vote of a member of National Assembly and Senate is counted as one vote. However, the weightage of the vote of a member of Provincial Assembly is determined by dividing the total number of seats in the Provincial Assembly having the smallest number of seats with the number of seats in that Assembly. Since Balochistan Assembly has the least number of seats (65); the vote of a member of Balochistan

Gul Hayat Institute

Assembly is counted as one while that of Pakhtunkhwa as 0.524; Sindh 0.387 and Punjab 0.175. This system is devised to give equal weightage to all the provinces in the election of the President. The system of relative weightage was not adopted for the presidential vote of confidence and instead votes of each member of the Senate, National and the four Provincial Assemblies was counted as one vote. President Musharraf thus had to secure more than half of the 1,170 votes.

The Parliament and the Provincial Assemblies were summoned on January 1, 2004 for the vote. The opposition members either did not appear at all or abstained from voting. According to the results notified by the Election Commission, Musharraf secured 658 votes while 336 members were absent and 175 abstained from voting. Only one member cast vote against Musharraf.

Party defections

The issues of floor crossing by the elected members (or ditching the party under whose nomination they were elected) haunted the elected houses throughout the period between the 2002 and 2008 elections. The ruling party walked a tight rope, as its numbers were barely enough to maintain majority and it could reconcile with none of the two main opposition groups, the MMA and the PPPP. President Musharraf's frequent flouting of the constitution and the laws to stick to power reduced the parliamentary proceedings into a shrewd maneuvering of head count.

The game started immediately after the 2002 elections as the President's favorite party, PML (Q), was unable to muster enough strength to form government on its own. Electoral rules were bent to allow independent winners to join a party within three days of the notification of the returned candidates. Opposition parties accused the Musharraf government of coercing the independents to join PML (Q) to boost its strength and to further enable it to secure a bigger share in the reserved seats. Furthermore, the defection clause in the constitution, inserted through the Fourteenth Amendment, was withheld while the majority part of the constitution was restored after the elections. This particular part was restored, in an amended form, only after enough number of elected members of the opposition parties had crossed over to the side of PML (Q). Special was the case of ten members of National Assembly who had won 2002 elections on PPP (Parliamentarians) nomination but later defected and formed their own party under the name PPP (Patriots). The party supported President Musharraf and PML (Q) and was later registered as an separate political party by the Election Commission.

Party defections again over took the political scene towards the end of the tenure of the National Assembly but this time in the reverse direction. As Benazir Bhutto and Nawaz Sharif re-entered the electoral politics, the political heavyweights had to reconsider their loyalties and priorities. PML(Q)'s member National Assembly, Firdous Ashiq Awan was among many who quit their party to join PML (N) or PPP. PML (Q) who had been relying on defections to survive all through its tenure, had the guts to file a case with the EC seeking Firdous's disqualification for changing sides and joining PPP. The outspoken member from Sialkot presented in one of the hearings a list of over 70 members of other parties who had defected to PML (Q) over past few years but were not prosecuted. The EC later dismissed the case.

Two women parliamentarians elected on reserved seat for women on the PML (Q)

Our Hayat Institute

quota joined PML (Nawaz) in September 2007 and opted to resign. The vacant seats were immediately filled by the next nominees on the PML (Q)'s list of nominees for the reserved seats and notified a day before the presidential election of October 6.

Fake degree cases

President Musharraf had changed election laws allowing only the persons with a graduation degree to contest elections to the Parliament and the Provincial Assemblies. The new condition barred many seasoned politicians like Nasrullah Khan from contesting elections. Others had to field younger relations with graduate degrees to proxy them on the 'family seats'.

The condition assumed even bigger importance after the elections as many losing opponents filed cases against winners for possessing fake degrees and sought their disqualification. The cases attracted lots of media attention and the elected members kept appearing in the news throughout the five-year period for all the wrong reasons.

An election tribunal disqualified and unseated on January 16, 2004, Muhammad Khan Junejo who was elected from NA 236 Sanghar on the ticket of Pakistan Muslim League (Functional) for submitting a fake degree. The Supreme Court confirmed the disqualification a month later and the Election Commission organized by-elections on the vacated seat on May 12, 2004. PML (F) was able to retain the seat.

The PPPP's losing candidate from NA 190 Bahawalnagar 3 filed an election petition against the PML (Q) winner Abdus Sattar Laleka for submitting a fake degree with his nomination papers. Laleka, appointed as Federal Minister for Labor, Manpower and Overseas Pakistanis did not bother to respond to the court notices for almost a year. The minister died of cardiac arrest on February 13, 2004. The petition thus became infractuous.

An election tribunal also disqualified on October 6, 2006 Amjad Ali Warraich, the nominee of PML (J), elected from NA 92 Toba Tek Singh 1.

Madrassa certificates issue

Another important implication of the graduation condition was related to the candidates educated in Islamic seminaries (madrassa). As madrassas follow their own curricula, examination systems and certifications, there was no parameter to establish their equivalence to university degrees except one provision in the laws governing University Grants Commission (UGC) that later changed into Higher Education Commission (HEC). The provision inserted by General Zia-ul-Haq equated certain certificates awarded by some recognized madrassas (under Wifaq-ul-Madaris and Tanzim-ul-Madaris) to master degree in Arabic and Islamiat for the purpose of teaching alone. Otherwise, the madrassa qualified persons were required to take examinations in certain additional subjects to attain equivalence.

A number of candidates in the 2002 elections, mostly belonging to Jamiat Ulema-e-Islam (Fazal) that was part of MMA, had madrassa certificates and other contestants raised objections during the scrutiny of papers. The EC however over ruled these and allowed the candidates to contest who incidentally won in unprecedented numbers.

The issue was later raised through some election petitions and in May 2003. An Islamabad lawyer filed a petition with Supreme Court seeking disqualification of all 68 parliamentarians who had madrassa certificates. While the case was pending an election tribunal of Peshawar High Court

Gul Hayat Institute

disqualified MMA's Mufti Abrar who was elected from NA 14 Kohat on the ground of not being a graduate. The tribunal adjudicated on election petition filed by Iftikhar Hussain Gilani who had lost the 2002 elections to the MMA candidate. The Attorney General and the Advocate General apprised the court of the government's legal position that the madrassa certificates were not equivalent to any university degree. The EC notified by-elections on the vacated seat. However, Mufti Abrar secured a stay order from Supreme Court that clubbed the case with other petitions seeking disqualification of all members possessing madrassa degrees and fixed for hearing in mid-September, 2003.

The case remained pending for many years to come. The MMA took the case as an affront to its democratically elected members and an insult to the credibility of madrassas. The alliance boycotted the court proceedings and refused to appear and defend. Opponents accuse President Musharraf of using the madrassa certificates case as a lever to mold the alliance in his favor at all the critical junctures. He was able to win support of the alliance in enactment of the Seventeenth Amendment in December 2003 that legitimized his takeover and changes he made in the constitution and the laws.

The case again surfaced in the courts towards the end of 2007 when fresh elections were nearing and President Musharraf was hell bent on getting elected from the out going Parliament for yet another term. The Supreme Court served notices on the MMA parliamentarians to appear before the court at least four times but they refused to comply. The Court heard the case on October 30, 2007 and reserved its judgment. The issue thus remained unresolved till the time of 2008 elections.

Almost all the political parties, including the PML (Q), were against the graduation condition for contesting elections and had made public their disliking. There was some talk of a deal between the MMA and President Musharraf being negotiated late in 2007 to end the condition but it remained fruitless. The confusion persisted during the 2008 elections as a Returning Officer rejected the papers of a candidate (Naghma Mushtaq) on the grounds that her madrassa certificate did not enjoy an equivalence to a university degree. A four-member bench of the Supreme Court headed by Chief Justice Abdul Hameed Dogar provisionally allowed her on February 8, 2008 to contest elections; pending final disposal of the appeal.

Prime minister changed

Zafarullah Jamali of PML-Q was elected Prime Minister securing 172 out of 342 votes in the National Assembly and was sworn in on November 21, 2002. He later fell out of favor with the President and resigned. Ch Shujaat Hussain took oath of office on June 20, 2004. Ch Shujaat was also the head of the united Pakistan Muslim League at that time and the Political Parties Order 2002 Section 9 had prohibited the holders of elected public offices from holding political party offices. The Section was later dropped by amending the Order through Act III of 2004.

Ch Shujaat Hussain anyways was a stopgap arrangement as Finance Minister Shaukat Aziz was already chosen to succeed Jamali. But Shaukat Aziz was not a member of the National Assembly at that time. Two members of the ruling alliance from Tharparkar and Attock districts vacated their seats to facilitate return of Shaukat Aziz through by-elections. Shaukat won from both the constituencies and took oath as Prime Minister on August 20, 2004.

Gul Hayat Institute

President's dual office

Under paragraph (d) of clause (1) of Article 63 a person shall be disqualified from being elected as President if he holds another office of profit in the service of Pakistan. President Musharraf was however occupying both the office of the President and the post of the Chief of the Army Staff. Legal Framework Order of August 2002 waived this conditions but the opposition refused to support incorporation of this particular part into the constitution through the Seventeenth Amendment. The final agreement between the government and the MMA reached in December 2003 was that President Musharraf would quit the post of Army chief by December 31, 2004. The relevant provision of the Seventeenth Amendment thus provided that the paragraph (d) of clause (1) of Article 63 shall become operative on and from the 31st day of December 2004. President Musharraf changed his mind as the deadline came closer and he was rescued from this constitutional difficulty by the ruling alliance. It introduced 'The President to hold Another Office Bill' in the National Assembly in October 2004. The bill provided that the incumbent President may hold another office of profit in the service of Pakistan provided that this provision shall be valid only for the present holder of the office of the President. The National Assembly passed the bill on October 14, 2004 and the Senate on November 2. Acting President Muhammadmian Soomro assented to it on November 30. Musharraf thus continued as the President in uniform.

Dismissal and restoration of Chief Justice

Towards the end of the tenure of the 2002 National Assembly, conflict between President Musharraf and the higher judiciary headed by Chief Justice Iftikhar Chaudhry overtook the political scene. The President, wary of the increasing independence of judiciary and its hostile posturing towards the government and the President, deposed the Chief Justice on March 9, 2007 filing a reference against him in the Supreme Judicial Council. The ensuing legal battle and the countrywide protest campaign of lawyers and the civil society resulted in restoration of the Chief Justice on July 20, 2007 through a verdict of the 13-member full bench of the Supreme Court that nullified the Presidential reference.

Musharraf's election as President

Musharraf sought election for another five-year term in October 2007 from the Parliament whose term was to expire the next month. He had assumed the office of the President for five years through a vote of confidence held on January 1, 2004 under special clauses of the Seventeenth Amendment. The Amendment provided that he could seek such vote of confidence for once implying that he had to contest Presidential elections if he desired another term. Musharraf sought re-election from the outgoing Parliament, as he was apprehensive that the new might not elect him. But rules for Presidential elections stood in his way as under Article 63 of the constitution, revived since December 31, 2004, a serving government official cannot seek election unless after two years of retirement or resignation. The Chief Election Commissioner amended the rules for Presidential elections on September 15 making Article 63, related to disqualifications of a contesting candidate, not applicable to the Presidential elections. It was a bold and brazen act on the part of the EC and it faced lot of criticism for being partisan in favor of the President.

Gul Hayat Institute

The amendment in rules was challenged in the Supreme Court and the civil society pinned hopes on the judiciary for thwarting Musharraf's bid for re-election. But to their great disappointment, the SC refused to entertain the petitions in a majority (six-three) judgment on September 28 on grounds of maintainability. During the course of hearing, Musharraf had through his counsels assured the court that if elected he will quit as Chief of Army Staff before taking the oath of office as President. PPPP had fielded its leader Amin Faheem as the candidate for presidency while Justice (R) Wajihuddin also contested representing the highly agitated legal fraternity. The retired judge had made clear that he did not aim to become President and instead was contesting to achieve the status of an aggrieved party so that Musharraf's election could be challenged in the courts in future. The two candidates, opposing Musharraf, filed another case in the court requesting to stay the election proceedings. However, the court did not stay the election though it barred the EC from issuing final notification of the returned candidate before the court decides the cases related to Musharraf's eligibility.

On the political front, attempts to block election of Musharraf from the same Parliament were also largely frustrated. The opposition had been mulling over resigning from the Parliament so that the Electoral College of the President is depleted and Musharraf's election is deprived of credibility. Parties with little representation in the Parliament like Pakistan Tehreek-e-Insaf, Pakhtunkhwa Mili Awami Party and Muslim League (Nawaz) were strongly in favor en mass resignations. MMA, the religious parties alliance was split with Jamaat-e-Islami leading the campaign for resignations while Jamiat Ulema-e-Islam (Fazal) took the middle path and was accused of secretly supporting Musharraf. Though PPPP opposed the President, it was also engaged with him in secret dialogues seeking end to years of prosecution of its leaders on corruption charges.

As the date announced for the Presidential elections approached, the political divisions got sharper. 86 members of National Assembly resigned on October 2, 2007. These included 62 of MMA, 21 of PML-N, one each of PTI, ANP and PkMAP. Qazi Hussain Ahmed and Hafiz Hussain Ahmed of MMA had already resigned weeks ago. The MMA members in the Pakhtunkhwa Assembly however did not resign. This was the only province ruled by the opposition MMA. Constitutional experts had opined that if the Assembly of one of the federating unit is dissolved before the Presidential elections, the same could not be held. Chief Minister Akram Durrani of MMA could have asked the Governor to dissolve the Assembly who was constitutionally bound to oblige. While Jamaat-e-Islami pressed for using this option to block election of Musharraf, the JUI used delaying tactics. It was finally 'helped' by the ruling party members in the Provincial Assembly who filed a no-confidence motion against the Chief Minister. The law bars a Chief Minister facing a vote of no-confidence from advising dissolution of the Assembly. The MMA move to deplete and render in complete the Electoral College for President were thus frustrated.

The PPPP's secret parlays with President Musharraf also bore fruit a day before the elections on October 5 when the President promulgated National Reconciliation Ordinance (NRO) putting an end to all the cases against the PPP leadership (and others) and clearing the way for them to participate in elections.

Musharraf got himself elected as President on October 6, 2007 for another five-year

Gul Hayat Institute

	Votes cast	Musharraf	Wajihuddin	Rejected
NA & Senate	257	252	2	3
Punjab	257	253	3	1
Sindh	104	102	2	0
Pakhtunkhwa	34	31	1	2
Balochistan	33	33	0	0
All	685	671	8	6

Amin Faheem of PPPP did not secure any vote.

term in a one-sided election from the Parliament whose term was to expire in a little more than a month's time. The PPP abstained from voting. According to the results announced by the Election Commission, President Musharraf secured 671 of the 685 polled votes while the total strength of the Electoral College stood at 1,170.

Musharraf thus secured 57.2 percent of the total votes. The percentage, however drops to 55.4 when adjusted according to the relative weight assigned to the voters of Provincial Assemblies.

Imposition of emergency

Towards the end of 2007, the Supreme Court under its restored Chief Justice was busy hearing many important cases including those related to the eligibility and validity of the election of Musharraf as President. The court had earlier rejected the petition challenging Musharraf's dual office status but on the grounds of maintainability and not on validity. The court had also barred the Election Commission from officially notifying the results of the presidential vote before its decision on the election related petition. Musharraf was apprehensive that the judiciary might go against him and spoil his scheme of things. He thus imposed Emergency Rule in the country in his capacity as the Chief of the Army Staff on November 3, 2007. He again held the constitution in abeyance, issued Provisional Constitution Order and promulgated Oath of Office (Judges) Order the same day. The majority of the judges either refused to or were not administer the oath under the new PCO. Musharraf thus was able to dismiss all the judges he disliked in one blow and instead install a judiciary of his liking. The new, commonly termed as, PCO judges quickly approved of Musharraf's acts through a judgment on November 23 and asked the EC to notify the results of the Presidential election held on October 6.

Musharraf finally donned off his military uniform on November 28, 2007 and handed over the Army command to General Ashfaq Pervez Kiani. He took oath as a civilian president on November 30, 2007.

On December 14, Musharraf introduced amendments into the constitution aiming at facilitating his continuation as President and legitimizing his actions mainly those related to dismissal of the judges. Emergency Rule was ended on December 15, 2007 and the constitution incorporating the new amendments was restored. The National Assembly stood dissolved on November 15 for having completed its tenure. The President appointed caretaker governments and general elections were announced. The polling was scheduled for January 8, 2008.

Urdu Hayat Institute

2008 General Elections

Legal framework

The 1973 Constitution of Pakistan provided the legal framework for the 2008 elections along with the Orders promulgated by General Musharraf as the Chief Executive (before the 2002 elections) and incorporated into the constitution through the Seventeenth Amendment. Following are these laws:

The Election Commission Order (No 1) of 2002

The Conduct of General Elections Order (No 7) of 2002

The Political Parties Order (No 18) of 2002

These laws had repealed The Houses of Parliament and Provincial Assemblies (Election) Order 1977 and the Political Parties Act 1962 besides overriding the original Article of the constitution related to appointment of Chief Election Commissioner and the composition of the Election Commission.

The older laws applicable on the 2008 elections included The Representation of People's Act 1976 and the related Rules 1977.

Allocation of symbols was done under The Allocation of Symbols Order, 2002 that repealed the law with the same title dated 1993.

Election Commission

The Election Commission Order of 2002 incorporated into the constitution through the Seventeenth Amendment made two important changes to the relevant provisions of the original constitution. One, the President was empowered to appoint the CEC 'in his discretion' instead of 'on the advice of the Prime Minister'. [There was no Prime Minister anyways at that time as Musharraf had assumed the offices of the Chief Executive (a new term for office of the Prime Minister), the President and the Chief of the Army Staff.] Two, the Election Commission now comprised of the CEC, as chairman, and four judges as members, one from each of the High Courts instead of the earlier prescribed two judges.

Justice (R) Irshad Hasan Khan retired as the Chief Election Commissioner on January 15, 2005 completing his term. Justice Abdul Hameed Dogar served as the Acting Chief Election Commissioner until

Gul Hayat Institute

the appointment of Justice (R) Qazi Muhammad Farooq on March 15, 2006. The four members of the Commission were Justice Sadiq Leghari (Sindh HC), Justice Ehsan-ul-Haq Qureshi (Peshawar HC), Justice Nasim Sikandar (Lahore HC) and Justice Ahmed Khan Lashari (Balochistan HC).

The members from Sindh and Peshawar retired some time before the elections as the judges and their seats remained vacant for too long. The authorities were reminded of the need to fill the vacancies many times but the gap persisted. After the imposition of Emergency Rule on November 3 and the subsequent unseating of a large number of judges, some officials claimed that there were not enough judges available for the government to appoint as members of the Election Commission.

ELECTORAL ROLLS:

Updating the two rolls

The Election Commission remained busy with many by-elections and the elections to the Senate during most part of 2003. It announced an annual campaign to update the electoral rolls on November 12, 2003. The draft rolls used for the 2002 general elections were displayed for public inspection on January 1, 2004 inviting claims and objections from January 2 to 22, later extended to January 31. Adjudication on the claims and objections by the Revising Authorities was to continue till February 11 and the rolls were scheduled to be finalized by March 8, 2004. The campaign however was overtaken by the issue of exclusion of column on faith of the voters in the new voter registration form. The newly elected members of Mutahida Majlis-e-Amal (MMA) actively lobbied the government and the EC for restoration of the old forms despite keeping the electoral system as joint. (See details below in 'Joint electorate for all but Ahmedis'). The EC later revised the rules and the forms and extended the final date for filing claims and objections to April 14, 2004. The campaign, it seems, fizzled out as the EC started another campaign to update the other electoral rolls.

The Commission was maintaining two electoral rolls, one used for the Local

Gul Hayat Institute

Government elections in 2001, prepared by National Database and Registration Authority (NADRA), and the other created by the EC through a house-to-house verification campaign of this list and used in general elections 2002. (See section on electoral rolls in General Elections 2002.)

The next local government elections were scheduled to be held in 2005 and the EC undertook a campaign to revise electoral rolls for these elections from August 9, 2004 to March 15, 2005. The original rolls used for LG elections in 2001 were displayed for public inspection and for inviting objections and claims. The EC somehow opted not to use the rolls it had updated for 2002 general elections.

The final rolls added 1,511,599 voters putting the total number of registered voters in the country at 63,681,072. It did not include the voters of FATA and Islamabad as the new governance system was not extended to these areas. The number of voters in the rolls for the 2002 general elections was much greater than this as it had 71,913,850 entries. The difference in the two lists was by no means small. Political parties and the media raised objections and protested against the anomalous lists. The Election Commission could not offer any plausible explanation for the huge difference and failed to rectify it.

ELECTORAL ROLLS:

Joint electorate for all but Ahmedis

The electoral system reverted from the separate back to joint electorate with the promulgation of Conduct of General Elections Order (No 7) in January 2002. The EC was already close to the conclusion of its house-to-house voter enumeration campaign at that time. It had enumerated Muslim and non-Muslim voters in separate lists, as practiced earlier, and decided to club the two lists together for the upcoming elections following the joint electorate decision. As the distinction based on religion had already been documented, it remained a part of the official record.

The EC found the distinction of no practical use when it announced the electoral rolls updating campaign in November 2003 and dropped the column on religion from the form. It also dropped the oath by the voters regarding their belief in finality of the prophethood of Muhammad (PBUH) that had been instrumental in filtering out Qadianis/Ahmedis from the bulk of Muslim voters. While the updating process was underway, Aalmi Majlis-e-Khatam-e-Nabuwat filed a writ petition in the Rawalpindi bench of Lahore High Court on January 29, 2004. The petition challenged the CEC decision of dropping the column on religion and the oath holding that the Commission acted in violation of the Constitution and the President's Order. The Court fixed the petition for hearing on February 6.

The President had in fact issued the Conduct of General Elections (Second Amendment) Order on June 17, 2002 that added two sections to the Order. Section 7B provided that, notwithstanding the decision to hold elections on joint electorate basis, the status of Qadianis/Ahmedis should remain the same as had been provided in all the relevant laws, rules and forms. Section 7C was added probably to help separate the Ahemdis who might have registered themselves as Muslims during the period of the promulgation of the original Order and this Amendment on January 27, 2002 and June 17, 2002 respectively. The Section provided that following the receipt of an objection in this regard the Revising Authority shall ask the

Gul Hayat Institute

voter in question to appear before it, within 15 days, and sign the prescribed oath devised to distinguish Ahmedis from Muslims. Upon the voter's refusal the Authority shall register him/her as a non-Muslim voter. The Revising Authority was also empowered to take ex-parte decision if a voter fails to appear. The Section clearly provided that there should be 'a supplementary list' for such voters.

The EC directed all the Revising Authorities on February 1, 2004 to expel any Ahmedi voters from lists of Muslim voters. The government council asked the Court on February 6 to dismiss the petition as the government has already complied and the CEC had issued a notification requiring Ahmedis to show their religious identity at the time of enrollment as voters. The court dismissed the petition on February 8.

Yet the EC had already entertained applications forms in January, 2004 that did not have the column regarding their faith. The CEC clarified further on February 15, 2004 that separate rolls for Muslims and non-Muslims will be prepared as a result of the Annual Revision of electoral rolls and that the status of persons belonging to Ahmedi/Qadiani/Lahori faith would remain unchanged. The notification also nullified the new form and restored with immediate effect the previously used Form IV for Muslim voters that included the declaration of faith in finality of the prophethood of Hazrat Muhammad (PBUH) and Form X for non-Muslim voters prescribed under Rule 9 of Electoral Rolls Rules 1974.

The pressure group working for separate listing of Ahmedis was not satisfied with the EC's 'passive' approach (under the amended laws) towards filtering out Ahmedis who might have already registered themselves as Muslim voters. The CEC thus took a pro-active stance as it further decided that applications of Muslim voters submitted under the current Annual Revision campaign that started on January 1, 2004 shall be treated to be validly filled only if those were accompanied by the oath/declaration. Those who had not filed the same were directed to submit it.

The Chief Election Commissioner also extended the date for filing claims and objections to April 14, 2004 and for their deposal by the Revising Authorities by April 30, 2004.

ELECTORAL ROLLS:

Preparation of fresh and computerized rolls

On January 28, 2006 Acting Chief Election Commissioner, Justice Abdul Hameed Dogar, announced an ambitious program to computerize (and update) electoral rolls. The EC decided to discard both the electoral rolls used in general election 2002 and local bodies' elections 2005 and prepare fresh lists through house-to-house enumeration process. All persons aged 18 years or above on January 1, 2006 qualified for registration. The process comprised of the following stages:

1: The enumerators will prepare lists of households in their assigned blocks between July 14 to 28, 2006.

2: The enumerators will then fill out voter registration forms at the doorstep of each house in the following 50 days starting from July 29.

3: Supervisors will confirm the entries through field visits between September 12 and 26 that will be further checked by the Assistant Registration Officer from September 27 to October 10, 2006.

4: The forms will be computerized by entering the data into a database in the following 90 days to be completed by January 4, 2007.

5: The printing of the draft electoral rolls

Gul Hayat Institute

through computers and their transportation to the display centers shall take another 15 days. The new rolls thus were to be displayed for public inspection on January 20.
6: The EC shall receive claims and objections on the draft rolls from January 22 to February 12 and after adjudication changes will be incorporated into the database and the final rolls shall be published by May 30, 2007.
The Election Commission appointed 144 Registration Officers, 2,237 AROs, 28,992 Supervisors and 86,740 Enumerators to accomplish the gigantic task.
Majority of the enumerators were serving public school teachers who received a sum of Rs 3,000 for the service that required them to visit every household in their area over a period of around two months.
The EC gave the overall responsibility of enumeration to Deputy Election Commissioners and Assistant Election Commissioners. The EC held a training workshop for the DECs at the Federal Election Academy in collaboration with UNDP on May 27, 2006. Traditionally, the highest executive officer of the district, the Deputy Commissioners, was assigned the task. The EC officers working at the erstwhile Division and the district levels certainly were not as influential and did face difficulties in discharging their duties. The EC awarded the District Registration Officers powers of first class magistrates ostensibly to make teachers and patwaris cooperate with them.
The voter enumeration exercise, display of draft rolls and then of final rolls were delayed for various reasons some of which are discussed in the following sections. (The final rolls were published on October 26, 2007).
The EC complained of lack of interest of voters in the enrollment exercise. Since the older rolls were discarded, the EC required everyone to register anew. There was some confusion as many people thought that since their names were already in the lists, they do not need to register again. The EC clarified this on September 4, 2006 and extended the date for the voters to return the filled in forms to the enumerators from September 11 to 30.
Later, the last date was further extended to October 15 in selected districts and areas, mostly of Sindh, that were hit by torrential rains.
The EC informed the media on September 5, 2006 that it had distributed 20,476,005 forms to the applicant voters in its house-to-house campaign and its field staff had received back 11,820,732 (57.7 percent) duly filled in forms by the end of August 2006.
The next stage, computerization of the data in the filled forms, was also no smooth sailing. The EC invited bids for computerization of rolls from private parties through an advertisement published on July 14, 2006. The task was finally assigned to a consortium of companies, Kalsoft Joint Venture. It worked with 1,200 data entry operators at six stations. The Commission was assisted in the task by International Fund for Electoral Systems (IFES) on behalf of USAID.
On August 10, 2006, the US and Pakistan signed a $22 million agreement for various initiatives to strengthen EC for holding free and fair elections. This included provision of transparent ballot boxes, voter screens and assistance in computerization of voter lists. Secretary EC, Kanwar Dilshad, informed the media on September 14, 2006 that the new computerized electoral rolls would cost Rs 800 million.
It was reported by the press on October 20, 2006 that the Commission was facing difficulty making the computerization possible within the time it had announced ear-

Gul Hayat Institute

lier as the consortium found it hard to make 30,000 multiple entries per hour to meet the schedule. The publication and public display of draft electoral rolls was delayed from January to June 2007.

The draft computerized electoral rolls were displayed at 45,403 centers on June 12, 2007 for 21 days (from June 12 to July 3) for public information and inviting claims and objections. The EC offered the following summary to the press:

	Total	Male	Female
Federal Capital	335,884	190,238	145,646
Punjab	30,306,095	18,120,544	12,185,551
Sindh	11,327,485	6,923,059	4,404,426
Khyber Pakhtunkhwa	7,324,108	5,076,333	2,247,865
Balochistan	2,808,766	1,664,116	1,144,650
Total	52,102,338	31,974,290	20,128,138

There was no mention of FATA

The EC received 0.7 million claims and objections during the prescribed period as the political parties lashed it for producing faulty lists that registered fewer voters than those in the 2002 general election. The President amended the Electoral Rolls Act 1974 (through Ordinance 34 on July 3, 2007) to facilitate the EC to extend the revision date beyond the prescribed 21 days period. The EC thus extended the final date for receiving claims and objections by 15 days, up to July 18. The EC later said that it had received 1.5 million new applications for voter registration since the publication of draft rolls. This however could not satisfy the political parties and the civil society who opted to knock at the door of the Supreme Court. (See details below: Missing voters court cases)

ELECTORAL ROLLS:

The ID card issue

The Ordinance No 51 promulgated on September 27, 2000 made it mandatory for the applicants for vote registration to attach a photocopy of the identity card "issued, or deemed to have been issued, under the National Database Registration Authority Ordinance 2000". The identity card condition had been in place since September 2, 1982. The new Ordinance however stressed upon the production of the new computerized identity card excluding the old ones. (Both were valid as identity cards at that time.) Moreover, the condition was inserted in Section 18 that provide for enrollment at a time other than the Annual Revision and it did not automatically apply to fresh registration campaigns as well. The EC had been using the same space, since 1982, to avoid inclusion of the long numbers in the rolls when conducting Annual Revisions or undertaking preparation of fresh rolls.

The EC however amended Section 3 (1) of Electoral Rolls Rules 1974 through Notification No. F. 1(3)/2000-Law dated November 29, 2000 that made it mandatory to include in the rolls the number of National Identity Card for each voter. It thus accepted the inclusion of the 13-digit number in the new rolls for the first time.

The responsibility of issuing identity cards was later entrusted to the new National Database and Registration Authority (NADRA) that worked with a centralized computer database of all the cards it issued. The interior ministry deprived the older identity cards, issued against decentralized manual records, of any legal authority in 2004. The EC notification of 2000 thus meant in 2006 that the electoral rolls should include the CNIC number of each voter. Accordingly, the EC made it clear at the beginning of the enumeration campaign (starting in July 2006)

Gul Hayat Institute

that only the persons with Computerized National Identity Cards (CNICs) will be registered as voters. It proved to be the beginning of the EC's electoral rolls woes.

NADRA had issued around 52 million CNICs by that time while the number of persons of voting age was expected to be in excess of 80 million. It meant that the CNIC condition would exclude some 28 million or so eligible voters from the rolls. This certainly was not going to be accepted by any stakeholder.

One option for the EC was to go ahead with its campaign maintaining the condition and keep the registration open till the time of elections so that new voters are registered as and when they are issued CNICs. NADRA, however, had also clarified that it had the maximum capacity of issuing 80,000 - 100,000 cards per day to new applicants and even if it works at optimal capacity, it would not be possible for all the persons of voting age to have a CNIC in a year's time.

According to media reports, NADRA at that time (mid 2006) was receiving 20-25,000 application per day that had gone up to 38-40,000 since the beginning of the voter enumeration drive.

On July 21, 2006, the Prime Minister's Secretariat issued a notification to the Election Commission extending the validity of the old NICs only for the purpose of voter registration till further notice. The EC withdrew the CNIC condition the next day, three days before the start of the voter enumeration field exercise. Any person holding a computerized or the older National Identity Card was now qualified to be registered as voter.

Gul Hayat Institute

ELECTORAL ROLLS:

Verification 'row' with NADRA

NADRA became a 'stakeholder' in the process of developing electoral rolls since it was given the task in 2000. The Election Commission was in 2006 maintaining two electoral rolls. The first rolls were originally developed by NADRA in 2000 and revised through a countrywide house-to-house updating campaign undertaken by the EC and used in general elections 2002. Second, developed by NADRA in 2000 and updated by EC in 2004 by inviting claims and objections and used in 2005 local bodies elections. Both had different number of voters (71.9 and 63.7 million respectively) along with their own sets of problems and NADRA definitely had to share the blame with the EC.

The Commission tried to come out of this fix by discarding both the lists and undertaking the entire task afresh. It decided to follow its older strategy of house-to-house enumeration and did not involve NADRA in the process at all. The EC however did plan to verify the new draft rolls with the NADRA records and asked the Authority to provide it with the soft copies of its data.

The Election Commission relied on Article 220 of the Constitution that provides that: It shall be the duty of all executive authorities in the Federation and in the Provinces to assist the Commissioner and the Election Commission in the discharge of his or their functions. NADRA however refused to oblige the EC citing its won rules.

Chairman NADRA said on July 6, 2006 that the Authority is ready to share its resource with all constitutional institutions including the EC. He cited Article 7 of Chapter IV of the ordinance, which founded NADRA, requiring it to offer the data to such and such institutions on payment. NADRA was charging Rs 30 per entry from private sector and wanted the EC to pay Rs 20 per entry for the entire 70 million entries.

NADRA Chairman Brig (R) Saleem Moeen informed daily The News in July 2006 that the Authority had informed the EC that it

would not provide it the soft copies of its database in the 'national interest'. "They are however welcome to buy the hard copies," he said.

The EC could have invoked Article 220 or alternatively submitted its computerized rolls to NADRA and asked it to run checks against its own database yet the EC decided not to pursue the verification issue further.

The NADRA database could in any case verify only those entries in the electoral rolls that were accompanied by a CNIC number. Since the EC accepted the old identity cards as well, the same could not be verified by NADRA as it did not maintain an exhaustive database of these. The old NIC records are with NADRA yet these are in hard copy and according to NADRA officials, are gravely erroneous.

ELECTORAL ROLLS:

Millions of voters go missing

The publication of draft rolls led to a storm in political and civil society circles. They lashed out at the EC for producing a faulty list. The draft rolls showed the total number of voters in the country as 52.1 million while there were 71.9 million registered voters in the 2002 general elections. Estimates based on growth projections had put the number of voters in the country well over 80 million. All the stakeholders were appalled that a massive 28 million or so voters were missing from the lists.

National Democratic Institute of US undertook a survey of draft rolls in 19 districts in collaboration with its local partner, Center for Civic Education. It reported on July 9, 2007 that of 3,664 entries reviewed 950 (26 percent) were not found at the address given on the voters' list and of 4,514 names of eligible voters checked, 1,342 (30 percent) were found missing.

A study by Pakistan Institute for Legislative Development and Transparency (PILDAT) pointed out that the reduction in number of voters was much higher for females. It showed that the new rolls for female voters compared with those of 2002 for Pakhtunkhwa registered a 45 percent decline. The decline was 85 percent in FATA, 41 percent in Sindh, 28 percent in Balochistan and 37 percent in Punjab. For Pakistan as a whole reduction in number of female voters stood at 39 percent and 18 percent for males.

Free and Fair Elections Network (FAFEN) conducted an extensive 'statistically valid audit of the draft electoral rolls' between June 13 and July 18, 2007. FAFEN conducted a List-to-People and People-to-List audit in electoral areas covered by 506 randomly selected Display Centers in 102 districts throughout the country. According to FAFEN report, almost 27 percent of households were found to be not registered on the draft electoral roll. It reported that out of 7,094 households checked, only 54.6 percent of households were found to have the exact number of males as were on the list, while 40.1 percent had the exact number of females.

Benazir Bhutto wrote a letter to EC delivered on June 16 asking it to put the rolls on its website and provide the PPP a soft copy of the same so that it could run verification tests. The PPP chairperson had alleged that the EC has left out 30 percent of eligible voters belonging to areas that are her party's traditional stronghold. Benazir accused the government of 'institutionalized fraud' for not registering 22 million voters. She continued to pressurize the EC by sending letters demanding that the missing voters shall be included in the lists.

Replying to her third letter, the EC on July 14 said that the rolls have been prepared as per rules. The EC also tried to deflect

Gul Hayat Institute

the criticism on to the ID cards saying that the voters were not deleted from the rolls and the reduction was only because of the fact that a number of persons do not hold ID cards and thus were not counted in.
The EC Secretary said on July 18 that they respected the demands of parties for making the rolls available on website and in soft copies but the law provided only for the display of lists.

ELECTORAL ROLLS:

Missing voters court case and further updating of rolls

Farhatullah Babar, Spokesman of the PPP and former Senator, filed a petition in the Supreme Court on June 19, 2007 requesting that EC should be directed to provide the soft copies of the rolls to political parties to enable them to carry out cross checks and trace the missing 30 million voters.
Benazir Bhutto filed a constitutional petition in the Supreme Court days after the restoration of Chief Justice Iftikhar Chaudhry on July 20, 2007. The Registrar Office returned the petition saying it was against Rule 6 of the Supreme Court and that it was not a matter of public interest. Benazir filed an appeal against the Registrar Office. Justice Rana Bhagwan Das heard the appeal and admitted the petition for hearing on July 26. The court also issued notices to CEC, DG NADRA, Secretary Parliamentary Affairs, Secretary Law and the Attorney General to appear before the court and submit a concise statement one day before the hearing.
The counsels for the PPP Chairperson pleaded in the court that the Amendment in Rule 3 of the Electoral Rolls Rules imposing the pre-condition of possessing the NIC for registration as voter was against the spirit of the constitution. He informed that a bench of Lahore High Court had in 1989 annulled the condition of NIC and later a 12-member SC bench had upheld the decision. The counsel later told a press conference that the number of voters in the home constituency of Benazir had been reduced from 601,200 in 2002 to 348,000 in 2007.
NADRA official told the court that 51 percent of the eligible women voters had been issued a CNIC while 81 percent men also possess the same. During one of the hearings, the court noted that a senior member of the bench, Justice Khalil-ur-Rehman, was deregistered as his name appeared in the Lahore rolls in 2002 but not in 2007.
On July 26, the Supreme Court issued a directive to the EC to ensure enrollment of all eligible voters and report on the next hearing fixed for August 10.
The Secretary EC chaired a meeting of Provincial Election Commissioners on July 28 and asked them to make arrangements for another house-to-house enumeration campaign to register the left out voters.
The EC decided in another meeting of August 1 to send a summary to the Ministry for Parliamentary Affairs to do away with the Section 3 (1) of Electoral Rolls Rules 1974. The meeting also decided to launch a new house-to-house campaign.
On August 10, the Commission asked the Supreme Court to allow it 140 days to complete the addition of 20 million voters in its lists. The court referring to the fact that the Commission already had the 2002 lists with 72 million voters gave it 30 days to complete the task. Chief Justice said that the court could not provide the EC any excuse or pretext to get the polls delayed.
FAFEN, PILDAT and many other parties suggested that the EC shall utilize the NADRA database of 18 year plus persons

Gul Hayat Institute

to supplement the new rolls. They opined that as both the data sets were computerized, the exercise would not take much time. The EC however found it not practical and stuck to its decision for an additional house-to-house enumeration campaign without the condition of ID cards. Many however did not agree that the use of ID cards should be abandoned. Jalal Mehmood, president Sindh United Party, (former speaker of Sindh Assembly and grandson of GM Syed) filed an application with the Supreme Court to join the proceeding in the voters' lists case alleging that removal of the condition of CNIC or NIC will open floodgates to corruption and vote fraud.

EC held meetings with the delegations of the political parties and the NGOs on August 11 and announced that it will undertake a new house-to-house enumeration exercise within 30 days and will ask the SC to allow it another 20 days to complete the task by October 1, so that election process is completed by January 15, 2008.

But the EC finally had to abandon the idea of an additional house-to-house campaign as the bench of the Supreme Court redirected it on August 16, that the updating of the voters list shall be completed in 30 days.

The EC decided in its meeting held on August 17 that the 2006-07 rolls would be compared with 2002 rolls and the missing names would be added to the new list. It also decided that the task would be completed by the Deputy and Assistant Election Commissioners within 15 days and that the exercise of comparison will begin on August 21 to be completed on September 4. The EC engaged public school teachers for the task of comparing the two lists and identifying the missing voters.

The Supreme Court further directed the EC on October 4 to complete the revision of electoral lists by October 25 and put the updated list on its website. The Chief Justice said that the court was not disposing off the case till the print outs of the new lists were provided to the petitioners and they are satisfied with the new practice.

The new voter lists were displayed on October 26. These showed an addition of 26,323,531 voter in the 2002 lists.

Following is the area-wise breakup:

	Male	Female
FATA	901,682	377,393
Islamabad	260,882	220,498
Pakhtunkhwa	6,297,904	4,278,766
Punjab	24,420,536	19,952,648
Sindh	10,838,914	8,573,818
Balochistan	2,359,900	2,006,430
All	45,079,818	35,409,553

The EC reported compliance to the Supreme Court bench on October 31, 2007. The bench directed the EC to ensure display of lists, availability on website and soft copies for parties and adjourned hearing till December 3.

The EC handed over sets of DVDs containing complete electoral rolls of all the constituencies to the political parties on December 20 and uploaded the Computerized Electoral Rolls on its website on January 8, 2008. Any voter could now log on to check his/her name and particulars in the rolls.

The new rolls though addressed the issue of millions of missing voters, these were wrought with flaws as well. PPP pointed to flaws in the new lists on February 10. It noted massive variations in number of voters in constituencies. The party pointed out that while number of voters in the new lists compared with those in 2002 had greatly increased in some constituencies,

Gul Hayat Institute

it had fallen down in others. Other critics indicated that the rolls also included the voters from the 2002 rolls that had died since.

FAFEN ran a check on the rolls accessible through internet. The study revealed, on February 13, that 17 percent of eligible voters were still missing from the list while 9.3 percent records were in duplicate.

The EC continued with its efforts to computerize the rolls that included their updating in the new soft form. The process of the installation of Computerized Electoral Rolls System was completed on September 9, 2008.

Delimitation of constituencies

The Election Commission decided to keep the description of constituencies the same as in previous elections as no census was held in the period in between necessitating wide spread changes. A number of changes in administrative distribution of areas, however, had taken place in all the four provinces. During the past five years, 15 new districts and 55 Tehsils/Talukas were created and that necessitated renaming and re-description of 70 National Assembly constituencies. The Election Commission in a meeting held on May 7, 2007 considered the proposals to re-describe constituencies in all such cases and made clear that the actual areas of constituencies on ground would remain the same as previous.

The following three lists offer details of the resultant changes.

A: Names same as in 2002, constituencies re-described as per new administrative units

NA 8 Charsadda 2
NA 12 Swabi 1
NA 13 Swabi 2
NA 24 D.I. Khan
NA 25 D.I. Khan-cum-Tank
NA 34 Lower Dir
NA 50 Rawalpindi 1
NA 52 Rawalpindi 3
NA 57 Attock 1
NA 59 Attock 3
NA 60 Chakwal 1
NA 61 Chakwal 2
NA 62 Jhelum 1
NA 63 Jhelum 2
NA 64 Sargodha 1
NA 65 Sargodha 2
NA 90 Jhang 5
NA 91 Jhang 6
NA 113 Sialkot 4
NA 131 Sheikhupura 1
NA 138 Kasur 1
NA 140 Kasur 3
NA 184 Bahawalpur 2
NA 185 Bahawalpur 3
NA 186 Bahawalpur 4
NA 268 Kalat-cum-Mastung

B: Names changed and constituencies re-described as per new administrative units (Name of constituency in 2002 in first line and the name in 2008 is in the following line)

NA 33 Upper Dir
Upper Dir-Cum-Lower Dir
NA 132 Sheikhupura 2
Sheikhupura-cum-Nankana Sahab 1
NA 133 Sheikhupura 3
Sheikhupura 2
NA 134 Sheikhupura 4
Sheikhupura-cum-Nankana Sahab 2
NA 135 Sheikhupura 5
Nankana Sahib 1
NA 136 Sheikhupura 6
Nankana Sahib-cum-Sheikhupura
NA 137 Sheikhupura 7
Nankana Sahib 2
NA 198 Sukkur 1
Sukkur-cum-Shikarpur 1
NA 199 Sukkur 2

Gul Hayat Institute

Sukkur-cum-Shikarpur 2
NA 203 Shikarpur 2
Shikarpur-cum-Sukkur-cum-Larkana
NA 204 Larkana 1
Larkana
NA 205 Larkana 2
Larkana-cum-Kambar Shahdadkot
NA 206 Larkana 3
Kambar Shahdadkot
NA 207 Larkana 4
Larkana-cum-Shikarpur-cum-Kambar Shahdadkot
NA 209 Jacobabad 2
Jacobabad-cum-Kashmore
NA 210 Jacobabad 3
Kashmore
NA 218 Hyderabad 1
Matiari-cum-Hyderabad
NA 221 Hyderabad 4
Hyderabad-cum-Matiari
NA 222 Hyderabad 5
Tando M. Khan-cum-Hyderabad-cum-Badin
NA 223 Hyderabad 6
Tando Allahyar-cum-Matiari
NA 224 Badin 1
Badin-cum-Tando M. Khan 1
NA 225 Badin 2
Badin-cum-Tando M. Khan 2
NA 226 Mirpurkhas 1
Mirpurkhas-cum-Umerkot 1
NA 227 Mirpurkhas 2
Mirpurkhas-cum-Umerkot 2
NA 228 Mirpurkhas 3
Umerkot
NA 231 Dadu 1
Jamshoro
NA 235 Sanghar 2
Sanghar-cum-Mirpurkhas-cum-Umerkot
NA 260 Quetta-cum-Chagai-cum-Mastung
Quetta-cum-Chagai-cum-Naushki
NA 263 Loralai
Loralai-cum-Musakhel-cum-Barkhan
NA 264 Zhob-cum-Killa Saifullah
Zhob-cum-Sherani-cum-Killa Saifullah
NA 265 Sibi-cum-Kohlu-cum Dera Bugti
Sibi-cum- Kohlu-cum- Dera Bugti-cum- Hernai
NA 266 Nasirabad
Nasirabad-cum-Jaffarabad
NA 267 Kachhi
Bolan-cum- Jhal Magsi
NA 271 Kharan-cum-Panjgur
Kharan-cum-Washuk-cum-Panjgur

C: Only names changed to correspond with the changes in neighboring constituencies, no re-description required

	2002	2008
NA 202	Shikarpur 1	Shikarpur
NA 208	Jacobabad 1	Jacobabad
NA 219	Hyderabad 2	Hyderabad 1
NA 220	Hyderabad 3	Hyderabad 2
NA 232	Dadu 2	Dadu 1
NA 233	Dadu 3	Dadu 2
NA 236	Sanghar 3	Sanghar 2

International community's interest and assistance

The international community took very keen interest in every detail of electoral process and political developments leading up to 2008 general elections. This was unprecedented. The US, the EU, the UN and the Commonwealth watched every step closely and made public their positions. Even the countries like Japan and Australia who would otherwise hesitate in publicly stating their opinions on political matters opted to take sides. This was unprecedented. At times, it seemed that international community had become a major stakeholder in Pakistani politics. That was not without reason, in the words of the National Democratic Institute (NDI), a foundation of the US:

"The upcoming national elections … are important not only to the people of

Gul Hayat Institute

Pakistan, but to the international community as well. Pakistan is a nuclear power and an essential ally in the fight against terrorism. If the upcoming elections meet international standards and have the confidence of the people of Pakistan, they can provide the basis for returning power to civilian hands and the newly elected government can negotiate the proper role of the military in the nation's life. If the elections are tainted, they could lead to the strengthening of extremist elements, which can fill the void left by the marginalization of the more moderate parties."
[Statement of the NDI pre-election delegation to Pakistan, Islamabad, May 17, 2007]
NDI started working in Pakistan in March 2002 and sent a delegation for pre-election assessment in May 2007 and then again in October. The mission identified four major problem areas: faulty voter lists, lack of transparency during voter count, long standing vacancies in the EC and lack of regular meetings of EC with political parties. The mission in October lamented that all remained unresolved.
EU parliament called on Pakistan government through a resolution on October 25, 2007 to allow exiled politicians to return and take part in elections. The parliament in Strasbourg condemned the forced return of Nawaz Sharif from Islamabad airport and arrests of political opponents by Musharraf.
When General Musharraf imposed emergency on November 3, 2007 and refused to offer clear dates for fresh elections and for quitting as Army chief, US President George Bush phoned him to demand the same. Musharraf finally announced the two dates on November 11. The White House also played important role in forcing Musharraf to end Emergency Rule before the general election.
The Commonwealth rebuked the Musharraf regime in harshest words and suspended the country's membership pending restoration of democracy in the country.
The international community also assisted political parties, non-governmental organizations and the Election Commission in improving the electoral process and the prospects for democracy in the country. Most of the international agencies and foundations channeled their support to the EC through United Nations Development Program (UNDP). The UN body, in collaboration with the EC, undertook an ambitious training program for election staff that started on January 23, 2007 with a three day training of 42 lead trainers who them were scheduled to hold 3,000 training workshops for 75,000 presiding officers and 550,000 election workers.
USAID and Japan contributed funds for procurement of plastic ballot boxes and voter screens. International Fund for Electoral Systems (IFES) supported the EC in computerization of the electoral rolls.
A number of non-governmental organizations also received grants to run voter education programs especially those targeted to improve participation of women in elections.

The most monitored elections

The 2008 general elections were by far the most observed, monitored and reported elections of Pakistan. Though a number of plans by the international organizations and missions were frustrated by the worsening law and order situation and the government's hesitance, the local civil society groups were quite effective in assuming a new role for themselves.
The most important foreign election observation was organized by the European Union. The 119-member EU Election

Gul Hayat Institute

Observation Mission (EU EOM) comprising of observers from 23 European Union countries as well as Norway and Canada had been in the county since December 8, 2007. It deployed the observers around the country on January 10. A group of another 12 persons representing the European Parliament supplemented the EU delegation.

International Republican Institute (IRI) had conducted five opinion polls in Pakistan since 2002 elections. The findings of its last surveys annoyed the government, and especially President Musharraf, as they depicted wide spread disliking of the incumbents. IRI had initially planned a big exercise to monitor elections but later decided to stay away citing worsening law and order and difficulties in securing visas for its team members.

National Democratic Institution (NDI) sent a pre-election assessment mission first in May and then in October. The mission identified critical structural and legal issues to make elections fair and free but noted no progress on its recommendations and suggestions.

Though the two main political foundations of the United States, IRI and NDI, did not directly get into election monitoring, a firm Democracy International Inc. did send a 35-member election observation team. The DII generally works on democracy and governance program for USAID.

The US also compensated its absence by sending on the polling day a high profile delegation comprising Senators Joe Biden, John Karry and Chuck Hagel.

Commonwealth that is considered as another legitimate international election observer 'picked up a bout' with President Musharraf when it suspended the country's membership after the imposition of Emergency Rule on November 3. The organization conditioned the reversal of its suspension decision, after the end of the Rule on December 16, with the health of the upcoming elections. It was widely reported in the press that Pakistan had

Gul Hayat Institute

Time line of terror

October 18, 2007
Benazir lands in Pakistan
Blasts at Benazir's homecoming rally claim 143 lives
October 20, 2007
Blasts kill 8 in Dera Bugti
October 25, 2007
Blasts kill 18 soldiers, two civilians in Swat
October 28, 2007
15 militants, 11 security personnel and three civilians die in Swat clashes
October 30, 2007
Suicide bomber kills eight near Rawalpindi district courts
November 1, 2007
Suicide bomber kill seven PAF officers, three civilians in Sargodha
November 9, 2007
Suicide bomber kills three at minister's house in Peshawar

November 20, 2007
Election Commission announces election schedule
November 24, 2007
Two separate suicide bombers kill 32 in Rawalpindi

November 25, 2007
Nawaz Sharif lands in Pakistan
December 13, 2007
Two suicide blasts kill seven in Quetta
December 15, 2007
Suicide blast kills five in Nowshera
December 17, 2007
Suicide bomber kills 12 army recruits in Kohat
December 21, 2007
Suicide bomber kills 50 during Eid prayers in Charsadda
December 23, 2007
Suicide bomber kills four security personnel and nine civilians in Swat

December 27, 2007
Benazir Bhutto assassinated, 30 others killed in Rawalpindi

January 2, 2008
Election Commission announces to delay polling from January 8 to February 18.
January 7, 2008
Suicide blast injures 10 in Swat
January 10, 2008
Suicide bomber kills 24 outside Lahore High Court
January 14, 2008
Blasts kill 11 in Karachi
January 16, 2008
Blasts kill four in Dera Ismail Khan
January 17, 2008
Suicide bomber kills 12 in Peshawar imambargah
February 1, 2008
Suicide blast kills six near Miranshah, North Waziristan
February 4, 2008
Blast kills 10 in Rawalpindi
February 7, 2008
Blast kills three in Dera Murad Jamali
February 9, 2008
Suicide blast kills 27 at election rally in Charsadda
February 11, 2008
Suicide bomber kills 10 at election gathering in North Waziristan
February 16, 2008
Suicide blast kills 38 at election candidate's office in Parachinar

February 18, 2008
Polling day

Ghulam Hayat Institute

refused visa to the Commonwealth team that intended to observe elections.

The lack of trained foreign observers however did not left the field empty. The local civil society it seems had come of age. A number of non-governmental organizations played an active role in observing and monitoring pre, post and polling day processes. The most notable among them was Free and Fair Election Network (FAFEN), a coalition of over 30 organizations that came into being in 2006. FAFEN had trained observers in 264 (of 272) national constituencies. Its 20,000 observers covering 45,000 (of around 64,000) polling stations followed elaborate procedures and pre-tested formats to accomplish the gigantic task.

The EC did not allow the foreign observers to conduct exit polls and make surprise visits to polling stations. Citing security reasons, the foreign observers were bound to inform the authorities in advance about their planned destinations. FAFEN's team of domestic observers was accredited by the Election Commission.

Security arrangements

The electioneering period in 2007-08 witnesses a spate of bomb blasts and suicide attacks killing scores of common people. (See box: Time line of terror). The extraordinary war-like situation enveloped the otherwise festive election campaigns with a thick cloud of fear and insecurity.

The federal interior ministry prepared a polls security code and forwarded it to all the political parties and the EC on Nov 27, 2007. The ministry asked all the parties to observe the code that banned long processions. It specified that public meetings would be allowed at specific places and organizer have to obtain a no-objection certificate for such meetings. The ministry made the district governments responsible for making security arrangements.

Benazir Bhutto returned to the country on October 18, 2007 after a decade long self-imposed exile and her welcome rally in Karachi was attacked by the terrorists. Though she remained unhurt, the two explosions claimed 143 lives.

For polling day security arrangements, the authorities divided polling stations into three categories: most sensitive, sensitive and normal. Of Punjab's 37,639 polling stations, 3,764 (10 percent) fell under the category 'most sensitive' while another 11,292 (30 percent) were classified as 'sensitive'. In Sindh 2,600 of the total 13,405 were declared 'most sensitive' and 4,500 as 'sensitive'. Balochistan, with many nationalists boycotting the elections, had the highest proportion of most sensitive (1,350 of 3,457: 39 percent) and sensitive (1,150: 33 percent) polling stations.

The provincial governments mobilized the entire police cadre to guard polling stations. The federal government placed the services of the Frontier Corps and the Rangers at the disposal of provincial governments. Levies were mobilized in Balochistan and the Army contributed 81,000 troops in poll security plans. The Punjab government also detailed at polling stations nearly 58,000 uniform-wearing employees of various departments to scare away the miscreants and afford the regular police more time to focus on real troublemakers.

Code of Conduct for contestants

The EC approved a draft Code of Conduct for candidates on October 24, 2007 and sent it to political parties that had submitted their annual statement of accounts for 2006-07. The Commission sought comments and suggestions from parties until

Gul Hayat Institute

November 3, later extended to November 6. Besides re-emphasizing on the obligations of the contestants as provided in the Representation of People Act 1976, the code mostly dealt with the use of public spaces by the contestants. It aimed at ensuring public order and minimizing disruption in traffic during rallies and processions. Most of the provisions were a repeat of the 2002 Code.

The code also attempted to ensure that "political parties' officials, candidates and others shall not encourage or enter into agreements debarring women from becoming candidates or exercising their right of vote." It had been reported in past elections that the parties and candidates contesting from many Pakhtun tribal areas agree among themselves before the polls and even sign agreements that none should let women cast their vote. These 'cartels' ensure that local tradition of excluding women from public and political life remains sanctimonious and is not flouted in the heat of election campaigns.

The Commission invited the political parties for a round table meeting to finalize the code on November 19. All the major opposition parties had been leveling serious allegation of bias against the Commission throughout the electoral process and opted to boycott the meeting. The PPP, PML(N), MMA, ANP and PTI thus stayed away while representatives of PML (Q), PPP (S), JUI (S), PML(F) and PAT participated. MQM did not appear citing important electoral work. The EC finalized the Code and notified the final draft on November 20.

Important omission in the final code (compared with the draft code) was of the clause that had barred the contestants from commenting on international issues that could embarrass the government's foreign relations. The clause in the draft banning setting up of election camps on road side and public places was also deleted.

Of the 2,237 pre-poll complaints that the EC received 262 were related to violations of the Code of Conduct. The media also frequently ran reports and features on these violation. Free and Fair Elections Network (FAFEN), a civil society watchdog group, documented flagrant and frequent violations of the code by all political parties.

State support for its favorite party

President and the caretakers:

President Musharraf was by no means non-partisan in the 2008 general elections and he made no bones about it. He called the shots in PML(Q) and predicted that the party would win. The Chief Election Commission made public his views that the President shall not take sides but did not act to bar him despite insistence of all the opposition parties.

As elections were held after the expiration of the tenure of the National Assembly, the President appointed caretaker governments at the federal and the provincial level. These governments also did not bother to act neutral and flouted rules to support the President's favorite party. Close relatives of many ministers also contested the elections.

A notification issued by the Commission directed that the federal and the provincial governments "shall not use the State resources ... and further they shall not exercise undue influence, affecting the interest of any person" contesting the elections. Human Rights Watch released on its website an audio recording on February 15 in which Attorney General Malik Qayyum was telling someone on phone that the upcoming elections will be massively rigged. The New York based organization accused that

Gul Hayat Institute

the AG was in knowledge of a rigging plan devised by the ruling regime.
Chaudhry Amir Hussain, the Speaker of the outgoing Assembly became acting president as President Musharraf left the country on a foreign trip. Chaudhry who was also a PML (Q) candidate from NA 111 Sialkot 2 intended to visit his constituency with all the pomp and show associated with the office of the President. On the complaint of his rival PPP candidate, the EC on January 23 barred him from visiting his constituency till the time he was Acting President.

Transfers of civil servants: The opposition accused the government of deputing biased officials on election duties to secure favorable results. The Election Commission issued a notification on November 20, 2007 barring 'bulk transfers of the civil servants'. It also restricted transfers of individual servants "except under exceptional circumstances in the exigencies of service and in public interest. The Election Commission shall be informed accordingly."
The press reported on December 1 that the Chief Secretary Punjab had cancelled 600 transfers and postings orders after the EC directed him to do so following complaints of violations of the ban. Most of these transfers and postings orders were related to education, health and local government departments whose staff performs the duties at polling stations. The EC also cancelled some transfers in Revenue department in Gujrat and transfer orders of District Police Officers of Sukkur and Tando Muhammad Khan districts.
The EC however rejected Benazir Bhutto's demand to reverse the transfer and posting of judges done just before the imposition of the ban by the EC. The judicial officers perform the electoral duties of District Returning Officer, Returning Officers and Assistant Returning Officer.
The EC received 179 complaints specifically related to transfers and postings of civil servants that the complainants doubted were done to facilitate rigging in elections.

Involvement of district and tehsil Nazims: Besides the federal and the provincial governments, the opposition candidates also faced hurdles from local governments. Most of the local government heads belonged to the PML(Q) and had enormous state resources at their disposals. Moreover, the main opposition parties had made public their disliking of the local government system and planned to wind it up as soon as they come to power.
Opposition parties had in fact demanded suspension of these governments before elections. Nazims (mayors) of districts and tehsils thus had a clear conflict of interest with the opposition candidates for the National and Provincial Assemblies.
A notification issued by the Election Commission on November 20 also attempted to bar district, tehsil and town Nazims from misusing their official positions in favor of a candidate. The EC also restricted them from committing to undertake a development project as part of an election campaign of a candidate. The EC also warned that the 'delinquent Nazims' would face appropriate proceedings for their disqualification to hold their offices.
The EC received 189 complaints against District Nazims, 76 against Tehsil Nazims and 265 against civil servants mostly alleging misuse of state machinery in favor of a particular candidate. Another 63 complaints alleged misuse of state machinery and four were related to announcement of development projects in violation of the EC notification.
The EC refrained from any quick action and referred complaints against Nazims (may-

Gul Hayat Institute

	35	24	35	39	8,173	42,952	21,476
	12	8	8	20	1,122	2,744	2,744
tal	2	1	2	2	382	2,046	1,023
	148	35	148	148	37,636	194,540	97,270
	61	27	61	116	13,406	78,658	39,329
	14	30	14	99	3,457	16,664	8,332
	272	93	225	365	64,176	337,604	170,174

turning Officer; RO: Returning Officer; ARO: Assistant Returning Officer;
fficer; APO: Assistant Presiding Officer; PO: Polling Officer
siding Officer for every Polling Station and two Assistants at each booth,
or national ballot and the other for provincial ballot.

ors) to District Returning Officers (DRO) to ascertain facts and report to the EC. By January 21, the EC had received no report from any DRO against any Nazim. The Secretary EC told media that the Commission was in a way helpless as DRO is the base of the system and its word is final. He said that even if there is video evidence of any malpractice by a Nazim, the EC has to go by whatever is officially reported by the DRO.

FAFEN, the watchdog body, reported on February 9 that Nazims continue to support their favorite candidates by urging the voters to vote for them, attending their rallies and allowing use of state resources such as official cars and premises.

Issue of polling stations: The opposition parties repeatedly accused the government of setting up 'ghost polling stations' to rig the elections. The government and the EC however denied any such charges. The EC marginally reduced the number of polling stations in 2008 to 64,176 compared with 64,475 notified in 2002. The biggest reduction of 556 was noted in Sindh. Fewer polling stations was also of some concern as the number of voters had increased from 71.9 million in 2002 to 80.9 million in 2008. The EC received 68 complaints related to polling stations.

Forced marking on postal ballots: It was reported by the press that heads of various government departments were forcing their staff to record their postal ballot in front of them so as to ensure that it goes to the government's preferred candidate. The EC took note of the practice and issued a letter [F (1)/2007-Elec-II] signed by a joint secretary of the commission requesting the chief secretaries of all the provinces to "issue necessary instructions to all the heads of government departments restraining them from restoring to any such act themselves or under their direction."

Gul Hayat Institute

New electoral props

2008 general elections featured some new props and in some small ways the coming of age of the electoral process in the country. The new props helped the electoral process wear a new look. The EC replaced the old steel ballot boxes with the new translucent boxes made of plastic. The 430,000 new ballot boxes and 6.28 million plastic seals were procured from China with the assistance of US and Japanese agencies. Polling stations were also provided with 300,000 voter screens to erect a small compartment for the voters to mark the ballot in secrecy. Earlier the polling staff would either use cloth curtains or assemble the compartments using desks and tables of schools that generally house the polling process.

EC also embarked on an ambitious plan to computerize the electoral rolls before the 2008 elections. Besides many other advantages, the computerization will help the EC in periodically updating the rolls and produce fresh print outs every time. Earlier, the original rolls were annexed with many supplementary rolls developed through various updating exercises and were quite cumbersome to handle efficiently. The EC also made available soft copies of the rolls on DVDs to political parties and displayed the same on its website as well.

The EC website has also been a new and important feature of the 2008 general elections. Though it erred frequently and was not exhaustive in its coverage, it did prove to be a support for many stake-holders.

Election campaign goes on air

Another first the 2008 general elections could claim is the increased role of electronic media. The country experienced a boom in private television channels as the government did away with its monopoly over the sector. The new media became the hottest political gadget for its bold and live coverage of extraordinary political events of 2007 like dismissal and then restoration of the Chief Justice and the assassination of Benazir Bhutto. The media won over millions of avid watchers who faithfully followed every turn and twist in the political drama. Television thus replaced the corner meetings, public gatherings and rallies in substantial manner.

The worsened law and order situation also made public campaign events riskier and most of the parties and politicians avoided direct engagements with mobs. Many attempted to make up for this loss by seeking media attention or by buying airtime for their advertisements.

PML (Q) was far ahead of all others in this race. Center for Civic Education, a civil society organization, estimated that the party spent Rs 175 million on television advertisement of 105 hours over a three-month period.

The PPP that put off electioneering for a 40-day mourning of its leader stood second as its TV campaign ran for an estimated 40 days in contrast to 120 of PML (Q). PML (N) that kept dilly-dallying with its decision to participate in the election till late in the campaign aired ads for around 20 days.

Many advertisements in televisions and print media were disguised as 'reports of the good deeds' that certain government functionaries had rendered over the past. These, featuring mostly the PML (Q) and the MQM leaders, were designed to divert the airing/publishing charges to the national exchequer.

PTV, the state-owned television network, dedicated itself almost exclusively to the candidates of the 'official' party. Reporters Sans Frontier alleged in one of its reports that the President and his allies are the

Gul Hayat Institute

subject of about 85 percent of political reports on the state media. The PTV denied the report saying that the activities of the state functionaries did not fall in the category of election campaign and that the RSF report had identified the activities of the care-taker government with those of PML (Q). However, there was little doubt in anybody's mind that the two, the care-takers and the PML (Q) were not the same.
The Election Commission notified a Code for the first time for electronic media directing the Pakistan Electronic Media Regularity Authority (PEMRA) to monitor the operations of all TV channels including the state-owned PTV and ensure the coverage of the political parties, till the polling day, is fair, unbiased and balanced. A clause in the Code of Conduct for the candidates also asked the parties to firmly restrain their workers from exerting undue pressure on media.

Result announcement protocol

Under the Representation of People Act 1976, the Presiding Officers are bound to provide all the polling agents present a signed copy of the statements of the vote count and the ballot count. The Presiding Officers then communicate the same to the Returning Officer of the constituency that consolidates all these statements along with the postal ballot count and announces the name of the returned candidate.
National Reconciliation Ordinance (NRO) that is seen as the embodiment of a political deal between President Musharraf and Benazir Bhutto contained a special clause that bound the Returning Officer to provide a copy of the consolidated result to the polling agents present, just as the Presiding Officers are bound to do at each polling station.
The NRO promulgated by the President on October 5, 2007 amended Section 39 of the People's Representative Act 1976 by adding sub section 7:
(7) After consolidation of results the Returning Officer shall give to such contesting candidates and their election agents as are present during the consolidation proceedings, a copy of the result of the count notified to the Commission immediately against proper receipt and shall also post a copy thereof to the other candidates and election agents.
It was reported in media on February 11 that PEMRA has barred the channels from relaying progressive results of the elections, that is, the results announced at the polling station level as and when these are available. The EC clarified the next day that it will release only consolidated results of a constituency, however as the Presiding Officers are bound to make public the vote count at each polling station, the media cannot possibly be barred from airing progressive election results. For many previous elections, there was a bar on releasing results of a constituency on piecemeal basis.

NRO and return of Benazir

A day before being elected as the President by the outgoing Parliament and the Provincial Assemblies, President Musharraf promulgated National Reconciliation Ordinance (NRO) on October 5, 2007. The Ordinance allowed the government to "withdraw from the prosecution of any person including an absconding accused who is found to be falsely involved for political reasons or through political victimization in any case initiated between 1st day of January, 1986 to 12th day of October, 1999." The Ordinance also provided that: An order or

Gul Hayat Institute

judgment passed by the Court in absentia against an accused is void ab initio and shall not be acted upon.

The Ordinance was largely conceived as a political concession awarded by the President to Benazir Bhutto, her husband Asif Ali Zardari and a host of other persons on the pressure of the US and other western powers. The two PPP stalwarts have been facing court cases, mostly related to corruption, in local courts and that had forced them to live in exile.

Soon afterwards, Benazir Bhutto living in self-imposed exile in Dubai and London for almost a decade came back to the country on October 18, 2007.

Benazir Bhutto filed nomination papers from two National Assembly constituencies, NA 204 and 207. Her opponents challenged the acceptance of her papers on the plea that she had been convicted by the accountability courts in three cases and was awarded three years imprisonment in each. Her counsel however presented before the election tribunal three recent Lahore High Court judgments declaring her conviction in absentia illegal under the National Reconciliation Ordinance (NRO. The tribunal summarily dismissed the two petitions.

The return of Benazir Bhutto and later of Nawaz Sharif to the electoral politics altogether changed the political situation and increased the significance of upcoming elections.

Benazir Bhutto later withdrew from NA 204 and election proceedings on NA 207 were terminated after her assassination on December 27, 2007.

Return of Nawaz

Deposed Prime Minister Nawaz Sharif was tried for hijacking of the PIA plane on October 12, 1999 with Chief of the Army Staff Pervez Musharraf on board. He was sentenced to life imprisonment on April 6, 2000. He was, however, exiled to Saudi Arabia on December 11 of the same year ostensibly on the request of that country and presumably, under an agreement ensuring that in return for his release Nawaz would not participate in politics for next ten years. Nawaz' sentence thus was pardoned by then President Rafiq Tarar. Nawaz later moved from Saudi Arabia to London where the leaders of the two main political parties of Pakistan, Nawaz and Benazir, signed an agreement known as Charter of Democracy on May 14, 2006. Nawaz attempted to fly back to the country on September 10, 2007 but was extradited to Saudi Arabia again from the airport. He however was able to land in the country November 25, 2007 and rejuvenated his party's election campaign. Since most of the members of the PML (Q) had actually defected PML (N) to seek President Musharraf's favors, many sensing the change tried to make a come back to their old party. The great 'upset' in the game resulted in heated debates on political loyalties, an endless series of mind-boggling predictions by the pundits and a ruthless struggle to ensure a berth in the new set-up by the political aspirants.

Nawaz's failure to contest elections

Nawaz Sharif filed his nomination papers to contest the National Assembly election from NA 120 Lahore 3 and his brother, Shehbaz Sharif from NA 199 Lahore 2 and three constituencies of Punjab Assembly. Shehbaz' rivals raised objections to seek his disqualification on the ground that he had defaulted on a loan, engineered an attack on the Supreme Court and was a proclaimed offender in Sabzazar shootout

Gul Hayat Institute

case. The Returning Officer accepted the objections and rejected Shehbaz' papers. On December 3, 2007 nomination papers of Nawaz Sharif were also rejected by the Returning Officer. The objectors had claimed that Nawaz was a convict in the PIA plane hijacking case of 1999 and that he was also a convict in the helicopter tax evasion case. Another objector had also accused Nawaz of masterminding an attack on the Supreme Court in November 1997.

By that time, Nawaz Sharif and his party had taken up the restoration of the judiciary, deposed through the imposition of Emergency Rule by President Musharraf, as their cause celebre. His party manifesto also prioritized it as their number one objective. Nawaz and Shehbaz thus accused the incumbent 'renegade' judiciary of being President Musharraf's touts and refused to file appeals with the high court manned by the 'PCO judges'. They however filed a petition with Chief Election Commissioner 'who had taken oath on 1973 constitution' on the last day fixed for filing of appeals. The EC faxed its reply to the two appellants within two hour of the receipt advising them to approach election tribunals. Sharif brother's second appeal to the CEC was also rejected on December 12 and the EC refused to entertain a review appeal on December 17. The Sharif brothers thus were refrained from contesting the general elections.

Javed Hashmi, the PML (Nawaz) leader won in the 2008 general elections from three National Assembly constituencies and later vacated two (NA 123, NA 55), by-elections on which were scheduled for June 26, 2008. Nawaz filed nomination papers for NA 123 Lahore 6 and this time his papers were accepted by the Returning Officer. The decision was however challenged by the opponents in an Election Tribunal of Lahore High Court. Some experts had opined that Nawaz' conviction in the PIA plane hijacking case had been pardoned by the then president (Rafiq Tarar) before he and his family were sent into exile in 2000. The opponents however were of the view that the President can pardon a sentence but cannot undo the conviction and that Nawaz' conviction in that case disqualifies him from contesting elections. The two-member Election Tribunal could not make a unanimous decision with one member deciding in favor of Nawaz and the other against. The case thus was referred to the Chief Election Commissioner on May 28, 2008. The CEC declared Nawaz (and Shehbaz) eligible on June 1 on technical grounds without deciding about the legal status of their nomination to offset the split decision. (Shehbaz was declared elected unopposed from a Punjab Assembly seat and was immediately elected as the Chief Minister of the province.)

The decision was challenged in Lahore High Court by a voter and by an independent candidate and the bench barred Nawaz on June 23 from contesting by-elections but allowed Shehbaz to continue as Chief Minister pending a decision about his disqualification by an Election Tribunal. The court took the decision exparte as Sharif brothers continued with their rejection of the PCO courts and the refusal to appear before them. The new federal government of PPP that enjoyed the support of PML (Nawaz) extended a helping hand and filed on June 25, 2008 a case in the Supreme Court on Nawaz Sharif's behalf seeking reversal of the Lahore High Court decision. The apex court stayed the elections in the constituency the same day. The postponed elections in the constituency are yet to be held.

Gul Hayat Institute

Breaking down of religious parties' alliance

Mutahida Majlis-e-Amal, the alliance of the six religious parties, broke down before the 2008 elections. The alliance governed the province of Khyber Pakhtunkhwa after the 2002 elections and played the role of opposition in the National Assembly. Yet the alliance cooperated with Musharraf on many vital issues most important being the passage of Seventeenth Amendment.

The constituent parties developed sharp differences on important issues that cropped up in 2007. Jamaat-e-Islami did not want to let Musharraf be elected President for another term of five years by the incumbent Parliament and the Assemblies. Jamait Ulema-e-Islam (Fazal-ur-Rehman) however had a more pragmatic attitude. Jamiat Ulema-e-Pakistan had already lost its political significance due to death of its stalwart Shah Ahmed Noorani in 2003 and Jamiat Ulema-e-Islam (Sami-ul-Haq) quit the alliance in 2005.

Jamaat-e-Islami thus engaged with other opposition parties in the informal alliance named All Pakistan Democratic Movement (APDM) that included Pakistan Muslim League (Nawaz); Pakistan Tehreek-e-Insaf and Pakhtunkhwa Mili Awami Party.

APDM worked to unite all the opposition parties to boycott elections to force President Musharraf to quit and for general elections under a neutral setup. JUI made clear its decision quite early that it will participate in the elections, JI however was the trailblazer in the APDM's boycott campaign. (Qazi Hussain Ahmed Amir of JI was the President of the MMA while JUI chief Molana Fazal-ur-Rehman was its Secretary General.)

The political situation took intriguing twists and unpredictable turns at the fag end of the election campaign. Unsure about the possible developments of the next few days both the JI and the JUI fielded candidates. Both had hoped that they would bridge their differences and would keep the alliance in tact. MMA thus was also able to secure allotment of the election symbol of 'book' that it had used in the previous elections.

As PML (Nawaz) finally decided to contest elections, the boycott campaign went out of steam. JI was left with two other smaller parties, PTI and PkMAP, in favor of boycott. The differences between the JI and JUI remained unresolved and the JI candidates withdrew their nomination papers before the last date making the way clear for JUI candidates to contest as MMA nominees. The JI, with its Amir Qazi Hussain being the President of the MMA, tried to throw a spanner but failed to thwart the JUI from participating in the elections as MMA. The Election Commission had allotted the symbol of book to the MMA on the agreement of both the JI and the JUI and could not go back on its decision at a late stage. The JUI also claimed that the symbol of book belonged to it anyways, MMA or no MMA, as it had contested many past elections with the same symbol.

Boycott of elections

The All Pakistan Democratic Movement (APDM) in a meeting held on November 24, 2007 (that is a day before the arrival of Nawaz Sharif) decided to boycott the upcoming elections. The alliance was wary of President Musharraf's handling of the constitution and thought that elections under him would tantamount to legitimizing his rule for another long period. Moreover, the dismissal and restoration of Chief Justice and then removal of higher judiciary through imposition of emergency

Qul Hayat Institute

had charged the political environment against the President and the opposition wanted to mount the pressure further until he capitulates. Pakistan People's Party under the leadership of Benazir Bhutto however decided to participate in the elections on November 22. APDM held another meeting on November 29, with Nawaz Sharif joining in, and reaffirmed its decision of boycott. The alliance decided to pursue PPP to join the boycott. The PPP refused and Nawaz Sharif went back on his earlier decision and decided on December 9 that the PML(N) will contest the elections. The other three members of the now defunct APDM, however, stuck to their earlier decision and did not participate in the elections. They included Jamaat-e-Islami, Pakistan Tehreek-e-Insaf of Imran Khan and Pakhtunkhwa Mili Awami Party of Mehmood Achakzai.

Nawaz again announced to boycott elections a day after the assassination of Benazir Bhutto but backtracked when Zardari announced to participate.

Pakhtunkhwa Mili Awami Party, led by Mehmood Achakzai, has a vote bank in Pakhtun north of Balochistan. The party boycotted the elections following the APDM decision. Other Baloch nationalist parties of Balochistan had their own reasons for staying away from the contest. Balochistan National Party, Jamhoori Watan Party and National Party had made their decisions long ago, protesting the murder of Baloch leaders Nawab Akbar Bugti and Balach Mari and the ongoing military campaign against the nationalists in the province.

Another 'party' very vocal in support of boycotting elections under Musharraf regime was the lawyers' community. President Musharraf had dismissed a number of judges of the Supreme Court and the four high courts by imposing Emergency Rule in

Gul Hayat Institute

the country on November 3. The restoration of the 'independent judiciary' became the hottest political issue and topped the objectives laid down in PML (Nawaz)'s manifesto. The legal fraternity however was unable to convince or pressurize the political parties to tow the same line. One of the 'star' activist in the lawyers movement was Aitzaz Ahsan who was also a senior leader of the PPP and Chairman of Supreme Court Bar Association. He filed his nomination papers from his Lahore constituency but under pressure from his legal brethren withdrew from the contest by the due date.

Parties and factions merged to form PML

The five factions of the Muslim League, all supportive of President Musharraf, had been discussing their unification as one political party since the 2002 elections. The PML groups suffixed as Quaid-e-Azam, Functional, Junejo, Jinnah and Zia-ul-Haq were headed respectively by Chaudhry Shujaat Hussain, Pir Pagara, Hamid Nasir Chattha, Manzoor Wattoo and Ejaz-ul-Haq. The unification intended to create a big political party was a strong desire of President Musharraf. It was however delayed because of the differences between Functional and Quaid-e-Azam as the former wished for a larger share in the party offices than was being offered. The merger was anyways announced on May 12, 2004 and Chaudhry Shujaat Hussain was elected its President. The new party dropped all the suffixes and adopted the name Pakistan Muslim League. The merger was baptized by the Election Commission on June 18 the same year.

A merger of National Alliance with the new amalgam of Muslim Leagues was also under negotiations between the two sides since last many months. As the component parties of the Alliance differed considerably on the terms and conditions, one of its factions Sindh Democratic Alliance (Imtiaz Shaikh group) went ahead with the merger along with the five PML factions on May 12. Farooq Leghari, parliamentary leader of the National Alliance had announced the merger of his party with PML (QA) on April 20, 2004. He claimed that all the 58 elected members of the Alliance (15 MNAs, 3 Senators, 15 members each in Punjab and Sindh Assemblies and seven in Balochistan) supported the merger. A component of the alliance Balochistan Nation Party (Awami) however disputed the claim a few days later. Another smaller faction National Awami Party Pakistan also differed with Farooq Leghari. It was reported that the agreement of the National People's Party chief Ghulam Mustafa Jatoi was also half hearted.

The three main parties of the alliance; Millat Party (headed by Farooq Leghari), National People's Party (headed by Ghulam Murtaza Jatoi) and Sindh Democratic Alliance (led by Arbab Ghulam Rahim) dissolved their respective parties on May 19 and announced the merger with the new PML. The Sindh Democratic Alliance (Imtiaz Shaikh group) had already done that a week ago.

Balochistan National Party (Awami), a component of National Alliance, did not merge with the Muslim League.

The patchwork Muslim League however failed to rise as a strong party as the 2008 general elections closed in. A number of individual aspirants ditched their party when Nawaz Sharif returned to the electoral politics rejuvenating the PML (Nawaz) and all the merged splinters had to reconsider their strategies.

As the schedule for the 2008 elections was announced, Pakistan Muslim League (Functional) and National People's Party

Gul Hayat Institute

broke away from the merged Muslim League and participated under their own names. Manzoor Wattoo whose PML (Jinnah) had merged with the main PML also contested elections as an independent candidate.

Splinter groups of PPP

The Election Commission had allowed the merger of Pakistan People's Party Parliamentarians (Patriot) and Pakistan People's Party (Sherpao) and registered them as the Pakistan People's Party (PPP) on June 17, 2004.

"The certificate of intra-party election and details of election of the party is ordered to be published in the official gazette," a seven-page order of the Election Commission said while deciding applications of Aftab Sherpao and Rao Sikandar in which they had requested the registration of newly-formed political party.

In separate applications, both had asked the EC to declare their new party as Pakistan People's Party (PPP), formed as a result of the merger of Pakistan People's Party (Sherpao) and Pakistan People's Party Parliamentarians (Patriots) on June 1, 2004.

"Till date no association of citizens or a combination or groups of such associations or a political party has filed a copy of its constitution to EC, under the name and style of PPP," the order said accepting the application.

Sindh High Court admitted on August 9, 2007 a writ petition moved by PPP Chairperson, Benazir Bhutto, against registration of the merged splinter groups as the 'PPP'. Benazir said that PPP was registered under Political Parties Act 1962 and had contested elections since then and that its application for registration under the new law was pending when the registration of the merged factions was allowed under the same name.

The PPP had assumed a new name Pakistan People's Party Parliamentarians (PPPP) since the 2002 elections as the Chairperson of the PPP (Benazir Bhutto) faced corruption charges and was convicted in some cases as well. This would have resulted in legal difficulties for her party had it contested elections under its original name and under her leadership. The PPP Parliamentarians was headed by Makhdoom Amin Fahim.

The Party contested the 2008 elections under the same name as in 2002 (PPP Parliamentarians) and the merged splinters broke away. While most of the PPP (Patriots) joined the new Pakistan Muslim League, the PPP (Sherpao) went back to its independent identity.

MQM goes national

MQM is recognized as a formidable political force in urban Sindh since 1985. It however had shied away from 'owning' its name in the general elections. The MQM members participated in the 1988 elections as independents and as Haq Parast Group in 1990 and 1997. (The party boycotted the elections to the National Assembly in 1993). The party replaced the Mohajir with Mutahida before the 2002 elections to become Mutahida Qaumi Movement (MQM). It fielded, for the first time, few candidates in parts of the country other than its traditional strongholds to live up to its new national scope. The Party contested the 2008 elections under the same name and fielded even more candidates; 117. There were 12 MQM candidates in Pakhtunkhwa, 40 in Punjab, six in Balochistan and one in the Federal Capital besides 59 contesting from all over the Sindh.

One of the MQM's leaders, Afaq Ahmed,

Gul Hayat Institute

broke away from the main party in 1992 to form Mohajir Qaumi Movement (Haqiqi). The splinter group contested the 1993 elections under the name Haqiqi Group (HG) and the 1997 as Mohajir Qaumi Movement (Haqiqi). As the Altaf Hussain led party adopted the new name of Mutahida Qaumi Movement for the 2002 elections, Afaq's faction dropped the Haqiqi suffix to become Mohajir Qaumi Movement.

Afaq Ahmed was arrested in 2004 and tried under a number of criminal charges. The Mohajir Qaumi Movement did not participate in the 2008 elections.

Assassination of Benazir and postponement of polling

Benazir Bhutto was assassinated in a terrorist attack on December 27, 2007 in Rawalpindi when she was leaving the premise of an election rally. The entire country, particularly Sindh, remained in grip of protests and violent events in the following many days. The PPP halted its election campaign and announced a 40-days mourning. On December 30, Asif Ali Zardari, disclosed a will of the late leader nominating him as her successor. Zardari and the PPP council, however, declared Benazir's young son, Bilawal Bhutto Zardari, as the Chairperson of the Party and Zardari assumed the role of Co-Chairperson.

The Election Commission held a meeting on December 31 and January 1 to review the new situation specially regarding the violent protests subsequent to the assassination of Benazir Bhutto. The Commission noted that offices of Election Commission in various districts of Sindh were attacked and set on fire gutting the election material. The Commission also noted that due to extraordinary situation the election proceedings like printing and transport of ballots was disrupted.

The EC is bound under Article 224 of the Constitution to hold elections within 60 days of the completion of the tenure of the National Assembly. It however revoked Article 254 that provide that when any act is required by the Constitution to be done within a particular period and it is not done within that period, the doing of the act shall not be invalid or otherwise ineffective by reason only that it was not done within that period.

The EC announced on January 2 to delay the polling to February 18, 2008.

Uncontested winners

There was no uncontested National Assembly constituency in general elections 2008. However, there were two uncontested returns in the succeeding by-elections. Election proceedings were terminated on NA 119 Lahore 2 due to death of the PML (Q) candidate Tariq Banday. Hamza Shehbaz Sharif retuned uncontested from this seat in the by-election polling for which was scheduled for June 26, 2008. Similarly Faryal Talpur returned uncontested in by-elections on NA 207 Larkana-Shikarpur-Kambar Shahdadkot, election proceeding on which had been terminated due to assassination of Benazir Bhutto.

Election proceedings terminated/postponed

Election proceedings were terminated/postponed in four National Assembly constituencies and polling in these was not held on February 18, 2008 due to different reasons. Following are the details:

NA 37 Tribal Area 2

(Upper Kurram Agency and Lower Kurram Agency excluding two patwar circles)

Gul Hayat Institute

A suicide bomber killed 38 persons at an election candidate's office in Parachinar on February 16. The EC postponed polling the next day and later organized it on March 3, 2008.

NA 42 Tribal Area 7
(Ladha, Makin, Sarogha and Sarakai tehsils of South Waziristan Agency)
Elections were postponed in the constituency due to law and order situation and are still pending.

NA 199 Lahore 2
Election proceedings were terminated due to death of PML (Q) candidate Tariq Banday. By-elections in the constituency were later schedule for June 26, 2008 (polling day)

NA 207 Larkana-Shikarpur-Kambar Shahdad Kot
Election proceedings were terminated due to assassination of Benazir Bhutto, candidate of Pakistan People's Party Parliamentarian. By-elections in the constituency were later schedule for June 26, 2008 (polling day).

Notification delayed for legal controversies

The Election Commission notified the names of 258 returned candidates on March 1, 2008. Election proceedings had been terminated/postponed in four constituencies (see details above) while results of the rest ten were stayed by various courts. Following are the details:

NA 3 Peshawar 3
PPP's Noor Alam Khan was declared successful but the final notification was stayed by the Peshawar High Court on a petition filed by ANP's Muhammad Hashim Babar who sought a re-count of ballots. The PHC stayed the notification on Feb 28 but vacated it a few days later. Noor Alam was notified as returned.

NA 20 Mansehra 1
PML's Shahjehan Yousaf was initially declared successful but on recount of postal ballots and rejected votes, Lt Gen (R) Salahuddin Tirmizi of PML (N) was declared returned with a slender margin of 57 votes. Yousaf filed a petition in Islamabad High Court against the decision of the Election Commissioner of Mansehra. The court stayed the notification and sent the case to Chief Election Commissioner to decide the matter which ordered re-polling at two polling stations to be held on March 13. Tirmizi challenged the re-polling decision in Peshawar High Court's Abbottabad bench which dismissed his plea. Re-polling was held and according to unofficial results, Tirmizi lost heavily to Shahjehan at the two polling stations. [The difference widened with Shahjehan polling 73,528 and Tirmizi 72,498]. Tirmizi, however, secured a stay of official notification of results from the Supreme Court on the polling day. The stay was later vacated and petition dismissed on March 17 directing the Commission to notify the official results.

NA 25 Dera Ismail Khan-Tank
Molana Atta-ur-Rehman was unofficially declared retuned by the Returning Officer after the consolidation of the result. On the request of the two loosing candidate the District Returning Officer ordered a recount of the votes. As the recount was in progress, Molana approached the Peshawar High Court to secure stay saying that he has no confidence in the officials undertaking the re-counting. The court refused to oblige. Molana filed a petition in Supreme Court that also did not stay the

Gul Hayat Institute

re-count but refrained the Election Commission on March 17 from notifying the official results. The SC accepted the petition on May 19 on the ground that the District Returning Officer and Returning Officer were not competent to order re-counting after the consolidation of results and issuance of the statement to the contesting candidates. The EC thus notified the original unofficial results as final. Molana Atta-ur-Rehman led his rival Habibullah Kundi by 1,842 vote in unofficial results but had lost by 876 in the recount on March 28.

NA 31 Shangla

PML's Amir Muqam was reported to have won the seat but the Peshawar High Court, on a petition filed by ANP's Sadeed-ur-Rehman, stayed the official notification. The petitioner had alleged that Muqam's agents had gutted some 30 ballot boxes. The court vacated the stay on notification of the results on March 14 asking the petitioners to approach Election Tribunal.

NA 41 Tribal Area 6

(Birmal, Wana, Trikhel, Tiaraza tehsils of South Waziristan Agency)

Molana Abul Malik was declared returned in unofficial results securing 7,945 votes. His rival Ghalib Khan moved Election Commission on the grounds that results of two polling stations were rigged. The Commission too doubted the hand written forms from these two areas and ordered re-polling at these two polling stations. On Abdul Malik's plea the Peshawar High Court stayed the official notification of the results but refused to stay the re-polling. A three-member bench of the Supreme Court on May 20, 2008 overruled the EC order of re-polling and directed it to notify returned candidate in accordance with the original polling results.

NA 49 Islamabad 2

According to the unofficial results Nayyar Bokhari of PPP lost to PML-N's Tariq Fazal by a margin of 756 votes. Nayyar Bokhari prayed for a re-count at the Islamabad High Court that stayed the notification on Feb 27. The court however later dismissed the petition. Nayyar filed a petition with the Supreme Court where a three-member bench rejected his appeal advising him to seek other legal remedies (ET) on March 13.

NA 118 Lahore 1

PML-N's Muhammad Riaz was the unofficially winning candidate but the Supreme Court stayed the final notification on February 29 on a petition filed by the runner-up, PPP's Syed Asif Akhtar Hashmi. The appellant claimed that Muhammad Riaz had submitted a fake degree that thus did not qualify for elections. Riaz had submitted a degree that he had attained from University of Azad Jammu and Kashmir. The university's legal advisor appeared before the court and testified to the genuineness of the document. The three-member bench of the Supreme Court headed by the Chief Justice dismissed the petition and the EC notified Muhammad Riaz as returned on March 13.

NA 172 Dera Ghazi Khan 2

Former president Farooq Leghari was unofficially declared winner from NA 172 Dera Ghazi Khan 2 beating his rival Hafiz Abdul Karim of PML-N by a margin of less than 2,000 votes. On the application of Hafiz Abdul Karim, the Election Commission ordered on February 20 re-polling at one polling station of the constituency to be held on Feb 23 and asked the Punjab chief secretary to ensure adequate security arrangements on the polling day. Polling Station at Fort Minro had 2,200 voters and

Gul Hayat Institute

Leghari maintained the lead in re-polling. Hafiz approached the District Returning Officer who ordered a recount of all the votes on February 25. Farooq Leghari filed a petition with the Lahore High Court that stayed the recount on February 25. Leghari was later notified as returned.

NA 202 Shikarpur

Ibrahim Jatoi of National People's Party was the unofficial winner from the constituency but the EC stayed the final notification on an application filed by PPP's Aftab Shaaban Mirani. The EC ordered re-polling at 18 polling stations on the ground that no polling staff was present at these stations on the polling day. The Sindh High Court on March 8, stayed the re-polling and the Commission announced the postponement on March 11. The SHC finally set aside on March 28 the EC order for re-polling and directed it to notify the names of the returned candidates. The SHC questioned the EC's powers under Section 103 AA of Representation of People Act 1976 regarding ordering re-polling at certain stations. Aftab Shaaban Mirani challenged the same in the Supreme Court pleading that the SHC had misinterpreted the Section. A five-member bench set aside on April 30, the SHC decision and restored the EC decision of re-polling. After re-polling on 18 polling stations, Mirani was declared winner.

NA 239 Karachi 1

Abdul Qadeer Patel of PPP was declared successful but the final notification was stayed by the Sindh High Court on a petition of MQM's Dr KS Mujahid Baloch. The court later dismissed the petition on March 12 and the Election Commission notified Mr Patel as returned.

By-elections on seats vacated by multiple winners

Fifteen contestants won on more than one National or a National and a Provincial Assembly seat. Javed Hashmi of PML-N returned from three constituencies (NA 55, 123 and 149). Five of them vacated six National Assembly seats and one seat of Pakhtunkhwa Assembly.

Following are the details:

Javed Hashmi (PML-N)
- Vacated:
- NA 55 Rawalpindi 6
- NA 123 Lahore 6
- Retained: NA 149 Multan 2

Ch Nisar Ali Khan (PML-N)
- Vacated: NA 52 Rawalpindi 3
- Retained: NA 53 Rawalpindi 4

Rana Tanveer Hussain (PML-N)
- Vacated: NA 131 Sheikhupura 1
- Retained: NA 132 Sheikhupura-Nankana Saheb 1

Mian Manzoor Wattoo (Independent)
- Vacated: NA 147 Okara 5
- Retained: NA 146 Okara 4

Abdul Akbar Khan (PPPP)
- Vacated: NA 11 Mardan 3
- Retained: PF 29 Mardan 7

By elections for the vacated seats were announced (on April 14) to be held on June 3, 2008. Three days later (April 17) the Election Commission revised the schedule for polling to June 18.

On May 5, the EC delayed the polling in these constituencies further to August 18 ostensibly on the request of the new Pakhtunkhwa government. The ANP Chief Minister, however, confided that he was asked by the Advisor Interior, Rehman Malik, to forward the formal request for the delay. The presidency vehemently denied any roll and the PPP, the opposition and the civil society condemned the delay as unconstitutional. The Election

Gul Hayat Institute

Commission reversed its decision on May 7 to hold the by-elections on June 26, 2008. The elections were held on schedule and the EC notified the names of the returned candidates on July 1, 2008.

Women voters

There were 78.5 female voters against every 100 male voters in the country for the 2008 elections. This was seven percentage points lower than the 2002 ratio. It was a huge fall by any standard and that too without any plausible justification.
The following table gives the area wise breakup of the number of the male and female voters in the final electoral rolls published on the EC website.

	Male	Female	F as % of M
Pakistan	45,394,302	35,637,711	78.5
Pakhtunkhwa	6,410,687	4,380,246	68.3
FATAs	900,305	376,411	41.8
ISLAMABAD	258,433	219,001	84.7
Punjab	24,573,226	20,074,688	81.7
Sindh	10,920,771	8,618,739	78.9
Balochistan	2,330,880	1,968,626	84.5

Women candidates on general seats

Sixty four women contested elections to the general seats from sixty National Assembly constituencies. Seven of them contested on two seats each. There thus were 71 women candidatures. In 12 constituencies there were two female candidates each.
Women contested elections on two general seats each in Pakhtunkhwa and Balochistan and on seven seats in Sindh and 47 seats in Punjab. There were two women contestants in the Federal Capital and none in the Tribal Areas.
PPP (Parliamentarians) nominated 15 women on as many seats; one in Pakhtunkhwa, two in Sindh and 12 in Punjab. PML-N nominated six women from Punjab. Its nominee Tehmina Daultana contested from two Vehari seats. Pakistan Muslim League (Q) awarded party tickets to eight women; two in Sindh and rest in Punjab. MQM fielded five women but none from Karachi and Hyderabad. Three other smaller parties also fielded one women candidate each while 30 other women took party in elections as independents, three of them from two seats each.

Independents joining parties

According to the new laws, the independent winners are afforded an opportunity to join a political party within three days of the official notification of their names as the returned candidates.
A total of 28 independent candidates won in the general elections including those from the Federally Administered Tribal Areas where the Political Parties Order 2002 did not apply and the members cannot join a political party. Of the rest, eleven opted to join parties within the specified time; seven embraced Pakistan People's Party Parliamentarians and four Pakistan Muslim League (Nawaz). Following are the details:
Members joining PPPP:
Mehboobullah: NA 23 Kohistan
Malik Amad Khan: NA 71 Mianwali 1
Rana Farooq Saeed : NA 79 Faisalabad 5
Ch Tariq Anees: NA 116 Narowal 2
Sajjad-ul-Hasan: NA 144 Okara 2
Aamir Yar Warn: NA 184 Bahawalpur 2
Mir Humayun Aziz Kurd: NA 267 Bolan-cum-Jhal Magsi
Members joining PML-N
Humair Hayat Rokhari: NA 72 Mianwali 2
Abdul Majeed Khanankhel: NA 73 Bhakkar 1
Rashid Akbar Khan: NA 74 Bhakkar 2
Muddassar Qayyum Nahra: NA 100 Gujranwala 6

Gul Hayat Institute

Elections to seats reserved for women

Elections to the 60 seats reserved for women were held on the basis of proportionate representation and party lists of candidates nominated for each province. Party shares were calculated after including the independents that had recently joined a party and excluding the remaining independents from the total number of general seats on which elections were held. These resulted into the following allocations to various parties and the same number of candidates from the party lists were notified as returned by the Election Commission.

Punjab

Total seats	35
PML-N	16
PPPP	12
PML	7

Two candidates elected to the reserved seats for women for Punjab had also returned successful from general seats. They vacated the reserved seats and these were filled in by next nominees in the party lists as per rules.

Sindh

Total seats	14
PPPP	7
MQM	5
PML	1
PML-F	1

One candidate elected to the reserved seats for women for Sindh had also returned successful from general seats. She vacated the reserved seat and this was filled in by next nominee in the party list as per rules.

Khyber Pakhtunkhwa

Total seats	8
PPPP	3
ANP	3
PML-N	1
PML	1

Balochistan

Total seats	3
PPPP	1
PML	1
MMA	1

Elections to seats reserved for non-Muslims

Elections to seats reserved for minorities were also held in the same manner as elections to the seats reserved for women. The reserved seats for women are distributed among the provinces and then are allocated to the parties on the basis of their share in the National Assembly seats of that province. However, for the reserved seats for minorities the entire country is considered a constituency and the parties are allocated a share on the basis of their overall share in seats without taking into consideration the provincial breakup of their share of seats.

The 2008 general elections resulted in the following allocation of the ten seats reserved for non-Muslim minorities.

Total seats	10
PPPP	4
PML-N	3
PML	2
MQM	1

Gul Hayat Institute

Names of contesting political parties, abbreviations used and their election symbols

1	Awami Himayat Tehreek Pakistan	AHTP	Hockey
2	Awami National Party	ANP	Lantern
3	Azad Pakistan Party	APP	Cow
4	Balochistan National Party (Awami)	BNP (A)	Axe
5	Hazara Democratic Party	HDP	Crescent
6	Jamat Ahle-Hadith Pakistan (Elahi Zaheer)	JAHP (EZ)	Revolver
7	Jamiat Ulama-e-Islam (S)	JUI (S)	Ladder
8	Jamhoori Wattan Party	JWP	Wheel
9	Markazi Jamiat Ulema-e-Pakistan (FK)	MJUP (FK)	Cap
10	Mutahida Majlis-e-Amal	MMA	Book
11	Mutahida Qaumi Movement	MQM	Kite
12	National Party	NP	Saw
13	National Peoples Party	NPP	Tractor
14	Pakistan Awami Party	PAP 1	Bulb
15	Pakistan Aman Party	PAP 2	Dove
16	Pasban	Pasban	Horse
17	Pakistan Bachao Party	PBP	Pen
18	Pakistan Citizen Movement	PCM	Tower
19	Pakistan Democratic Party	PDP	Umbrella
20	Pakistan Freedom Party	PFP	Eagle
21	Pakistan Gharib Party	PGP	Chair
22	Pakistan Ittehad Tehreek	PIT	Butterfly
23	Pak Muslim Alliance	PMA	Fish
24	Pakistan Muslim League (Quaid-e-Azam)	PML	Bicycle
25	Pakistan Muslim League (Functional)	PML (F)	Rose
26	Pakistan Muslim League Nawaz	PML (N)	Tiger
27	Pakistan Muhafiz Party	PMP	Peacock
28	Punjab National Party	PNP	Spade
29	Pakistan Peoples Party Parliamentarian	PPPP	Arrow
30	Pakistan People Party (Sherpao)	PPP (S)	Chiragh (Lamp)
31	Pakistan Peoples Party (Shaheed Bhuto)	PPP (SB)	Fist
32	Pakistan Qaumi League	PQL	Key
33	Pakistan Qaumi Party	PQP	Turban
34	Pakistan Tehrek-e-Inqalab	PTI	Star
35	Sunni Tehreek	ST	Table Lamp
36	Sindh United Party	SUP	Car

Gul Hayat Institute

Summary

2008 Election brief

The National Assembly completed its tenure on November 15, 2007 and stood dissolved. General elections were notified on November 20. The polling was scheduled for January 8, 2008 but was postponed to February 18 following the assassination of Benazir Bhutto on December 27, 2007.

Leaders of the two main political parties, PPP and PML-N, returned to country after a decade long exile. Benazir Bhutto and Nawaz Sharif were just in time for elections. Corruption cases against Benazir Bhutto and a number of other persons were dropped under the National Reconciliation Ordinance promulgated on October 5, 2007.

Chief Justice Iftikhar Chaudhry was deposed by President Musharraf on March 8, 2007 and restored by the Supreme Court on July 20. General Musharraf imposed Emergency Rule on November 3 (lifted later on December 16) and deposed the Chief Justice and a number of other judges again.

General Musharraf got himself elected by the outgoing assemblies on October 6, 2007. He relinquished the post of Army chief on November 28 and took oath as 'civilian' President on November 30.

Electoral rolls were computerized for the first time. Political parties and civil society protested against the faulty rolls with fewer voters than in previous elections. The Supreme Court intervened and rolls were updated again.

The country remained in the grip of terrorist attacks throughout the electioneering period. Electronic media played an unprecedented role in elections.

Turnout

Pakistan

Polled votes (Invalid votes)	Registered voters
44.4%	
35,516,221 (995,951)	79,985,016

Punjab

48.5%	
21,442,088 (634,687)	44,262,065

Sindh

44.5%	
8,612,336 (188,703)	19,219,940

Khyber Pakhtunkhwa

33.5%	
3,575,279 (96,411)	10,668,306

Balochistan

31.4%	
1,369,669 (46,886)	4,365,274

Polled votes include invalid votes

Party shares in votes

Party	Votes
PPP	10,666,542
PML	8,006,043
PML (N)	6,785,013
MQM	2,573,818
IND	3,778,864
Others	2,738,990
All	34,549,270

Gul Hayat Institute

Party shares in seats

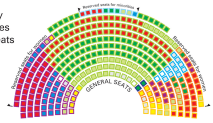

Punjab seats Sindh Khyber Pukhtunkhwa Balochistan FATA Capital

	No of candidates					Seats won: General					Reserved Women				Reserved Minorities	Total
	P	S	KP	B	Pk	P	S	KP	B	C	F	P	S	KP	B		
PPP	141	61	29	14	247*	49	31	10	5	0	0	12	7	3	1	4	**122**
PML (N)	135	38	25	7	207*	85	0	5	0	2	0	16	0	1	0	3	**92**
PML	138	26	23	13	202*	28	5	4	4	0	0	7	1	1	1	2	**53**
MQM	42	58	13	6	120*	0	19	0	0	0	0	0	5	0	0	1	**25**
ANP	1	7	25	6	40*	0	0	10	0	0	0	0	0	3	0	0	**13**
Others	72	73	49	21	223*	1	4	5	3	0	0	0	1	0	1	0	**15**
Ind.	454	334	100	76	1,133**	4	1	1	2	0	10	0	0	0	0	0	**18**
Total	983	597	264	143	2,171	147	60	35	14	2	10	35	14	8	3	10	**338**

* Totals include two candidates each PPP, PML and PML (N), one each of MQM and ANP and 7 of other parties contesting from Islamabad

** Total includes 19 independent candidates in Capital and 149 contesting in FATA constituencies

Results of NA 41 (notification withheld), NA 43, NA 170 and NA 207 (proceedings terminated) are not included.
Party tallies include independents who had slowly joined them

Party shares in votes - provincial break-up



PPP	977,111	PML	6,960,230	PPP	3,665,458	PML	319,509
ANP	812,299	PML (N)	6,638,085	MQM	2,546,207	PPP	295,624
MMA	479,712	PPP	5,969,140	PML	1,076,317	MMA	176,166
IND	936,284	IND	2,407,680	IND	233,201	IND	203,645
Others	1,245,000	Others	2,000,000	Others	1,000,000	Others	1,000,000
All	5,478,860	All	25,807,481	All	8,426,833	All	1,521,190

Gul Hayat Institute

NA 1 to 35
Khyber Pakhtunkhwa

NA 1
Peshawar 1

Registered voters	387,083	Turnout	23.0%
Total votes polled	88,954	EC reported	88,913
Valid votes	88,325	Rejected votes	629

Haji Ghulam Ahmad Bilour	ANP	44,210
Ayub Shah	PPPP	37,682
Haji Abdul Jalil Jan	MMA	4,103
Saifullah	IND	661
Abdullah Jan	IND	313
Aurangzeb	IND	261
Jawad Aziz	AHTP	247
Kakagi M. Zahoor	PPP (SB)	232
Fakhre Alam Khan Paracha	IND	184
Ashoni Kumar	IND	156
M. Zunbair Anjum	MQM	151
Mian Sultan Muhammad	IND	71
Kh. Yawar Naseer	IND	54

NA 2
Peshawar 2

Registered voters	314,904	Turnout	24.7%
Total votes polled	78,296	EC reported	77,892
Valid votes	76,293	Rejected votes	2,003

Dr. Arbab Alamgir Khan	PPPP	34,443
Arbab Najeebullah Khan Khalil	ANP	23,992
Molana Rehmatullah	MMA	7,346
Asifullah Qasmi	IND	5,326
Syed Zahoor Shah	PML (N)	3,103
Malik Najab Gul Khalil, Adv.	PML	1,560
Dr. Taj M. Khan	IND	210
M. Atiq-ur-Rehman	IND	174
Haji Aftab Muhammad	IND	139

NA 3
Peshawar 3

Registered voters	257,192	Turnout	36.3%
Total votes polled	93,461	EC reported	93,241
Valid votes	90,895	Rejected votes	2,566

Noor Alam Khan	PPPP	27,038
M. Hashim Babar	ANP	26,201
Azizuddin	MMA	17,383
Engr. Iqbal Zafar Jaghra	PML (N)	12,096
M. Intikhab Khan	PML	5,679
Taimoor Khan	IND	2,071

Important note

The detailed results of general election 2008 are quoted from the website of the Election Commission of Pakistan.
The sum of 'Valid votes' and 'Rejected votes' as given on the website does not tally with the 'Total votes polled' in most of the cases. We have given both the actual sum (Total votes polled) and the figure offered by the EC website (EC reported). Turnout has been calculated based on the EC reported figure for Total votes polled.
In some case, the sum of votes polled by all candidates also does not tally with the Valid votes given at EC website. We have given here the figure provided by the EC in bold font (Valid votes **134,391**).

Gul Hayat Institute

Arbab Roohullah Khan	IND	342
Ajmal Khan Afridi	IND	85

NA 4
Peshawar 4

Registered voters	260,335	Turnout	30.6%
Total votes polled	82,410	EC reported	79,728
Valid votes	80,806	Rejected votes	1,604

Arbab M. Zahir Khan	ANP	31,598
M. Azam Afridi	PPPP	18,702
Ameer Muqam	PML	18,583
Molana Nisar Khan	MMA	9,452
Arbab M. Nawaz Khan	IND	1,000
Syed Kamal Badshah	IND	980
Khalid Ikram	IND	362
Niazullah	IND	129

NA 5
Nowshera 1

Registered voters	263,153	Turnout	36.9%
Total votes polled	97,271	EC reported	97,234
Valid votes	94,570	Rejected votes	2,701

Engr. M. Tariq Khattak	PPPP	31,907
Tariq Hameed Khattak	ANP	29,572
Mian Yahya Shah Kakakhel	PML	17,397
Mufti M. Sajjad	MMA	9,192
Ishtiaq Ahmad, Adv.	PML (N)	4,229
Sajid	IND	1,631
Astaghfirullah, Adv.	IND	642

NA 6
Nowshera 2

Registered voters	238,295	Turnout	37.2%
Total votes polled	88,666	EC reported	88,635
Valid votes	85,144	Rejected votes	3,522

Masood Abbas Khattak	ANP	36,835
Mian Jamsheduddin	PPP (S)	27,951
Mian Muzaffar Shah	PPPP	20,358

NA 7
Charsadda 1

Registered voters	273,747	Turnout	32.3%
Total votes polled	89,799	EC reported	88,491
Valid votes	87,587	Rejected votes	2,212

Asfandyar Wali Khan	ANP	57,234
Naseer M. Khan	PPPP	17,883
Alamzeb Umerzai	PPP (S)	8,882
Kalim Akbar	PML (N)	3,588

NA 8
Charsadda 2

Registered voters	246,261	Turnout	32.4%
Total votes polled	79,904	EC reported	79,863
Valid votes	78,062	Rejected votes	1,842

Aftab Ahmad Khan Sherpao	PPP (S)	30,626
Bashir Khan Umerzai	ANP	29,951
Anwar-ul-Habib	MMA	12,239
Sajjad Ali	PML (N)	3,940
Syed Zakir Shah Bacha	IND	1,306

Gul Hayat Institute

NA 9
Mardan 1

Registered voters	262,042	Turnout	30.8%
Total votes polled	81,750	EC reported	80,816
Valid votes	79,685	Rejected votes	2,065

M. Khan Hoti	ANP	31,075
Khanzada Khan	PPPP	24,217
Molana Shuja-ul-Mulk	MMA	10,625
Shad Ali Khan	PML	8,974
Arshad Manan Yusufzai	PML (N)	2,532
Syed Yousaf Shah	PMP	1,434
Bakht Muhammad	IND	387
Ashfaq	MQM	235
Zahir Shah Mohmand	IND	106
Prof. Nisar Muhammad (Retired)	IND	100

NA 10
Mardan 2

Registered voters	256,037	Turnout	37.8%
Total votes polled	96,859	EC reported	96,680
Valid votes	93,931	Rejected votes	2,928

Molana M. Qasim	MMA	29,279
Nawabzada Abdul Qadir Khan	PPPP	23,138
M. Farooq Khan	ANP	21,115
Naseem M. Khan	PML	6,774
Jalal Khan Khattak	PPP (S)	6,012
M. Shoaib Khan	PML (N)	3,782
Attaullah	IND	1,898
Tahir Iqbal	AHTP	1,732
Zairullah Khan	MQM	201

NA 11
Mardan 3

Registered voters	265,000	Turnout	31.3%
Total votes polled	83,392	EC reported	83,033
Valid votes	80,109	Rejected votes	3,283

Abdul Akbar	PPPP	49,060
Haji Naseem-ur-Rehman	ANP	26,546
Abdul Subhan	PML (N)	2,842
Syed Naveed Ali Shah	IND	1,224
Engr. Afridi	MQM	437

Abdul Akbar also won a Pakhtunkhwa Assembly seat, PF 29 Mardan 7, which he retained. By-elections on the vacated NA 11 were held on June 26, 2008. Following are the results.

Registered voters	256,479		
Total votes polled	40,436	Turnout	15.8%
Valid votes	39,941	Rejected votes	495

Khanzada Khan	PPPP	20,896
Molana Taj-ul-Amin Jabal	MMA	18,155
M. Waqar	IND	193
Bakhtiar Ali	IND	186
Murad Ali Shah	IND	153
Shah Hassan	IND	110
Syed Naveed Ali Shah	IND	105
Mumtaz Ali Khan	IND	58
Asif Nawaz	PQP	37
Amresh Khan	PML	29
M. Atiq-ur-Rehman	IND	19

Gul Hayat Institute

NA 12
Swabi 1

Registered voters	283,709	Turnout	39.3%
Total votes polled	111,887	EC reported	111,398
Valid votes	108,846	Rejected votes	3,041

Engr. Usman Khan Tarkai	IND	49,872
Asfandyar Wali Khan	ANP	49,574
Umar Farooq Khan Shawa	PPPP	7,163
Said Mukhtar Ahmad	MMA	1,462
Raziq Dad	PAP	775

NA 13
Swabi 2

Registered voters	287,549	Turnout	36.6%
Total votes polled	104,955	EC reported	105,380
Valid votes	102,720	Rejected votes	2,685

Pervez Khan, Adv.	ANP	26,603
M. Naeem	PPPP	19,418
Liaqat Ahmad Khan	PML (N)	14,649
Molana Atta-ul-Haq	MMA	12,359
Fazal Wadood	PPP (S)	10,695
Khalil Ahmad	IND	9,754
M. Asad	IND	7,833
Ishaq Ahmad, Adv.	IND	949
Raziq Dad	PAP	460

NA 14
Kohat

Registered voters	357,556	Turnout	28.4%
Total votes polled	101,647	EC reported	101,567
Valid votes	98,618	Rejected votes	3,029

Pir Dilawar Shah	ANP	30,681
Malik M. Asad Khan	IND	23,030
Syed Iftikhar Hussain Gilani	IND	17,466
Molana Abdul Hai	MMA	10,573
Abdul Rauf, Adv.	PPPP	8,421
Qari Ubaidullah Haideri	IND	6,774
Javed Ibrahim Paracha	PML (N)	1,292
Pir Hafiz Khurshid Ali Khan	IND	215
Shahid Khan, Adv.	MQM	166

NA 15
Karak

Registered voters	291,693	Turnout	38.8%
Total votes polled	113,224	EC reported	113,127
Valid votes	110,588	Rejected votes	2,636

Mufti Ajmal Khan	MMA	28,665
Shams-ur-Rehman Khattak	PML (N)	22,053
M. Ayub Khan Khattak	PML	21,497
Nawabzada Mohsin Ali Khan	IND	21,002
Sher Nawaz Khattak	ANP	14,808
Sher Qanoos, Adv.	PPPP	2,313
Shahinshah Khuddar	MQM	178
Gul Taz Ali Khattak	IND	72

NA 16
Hangu

Registered voters	187,636		
Total votes polled	59,688	Turnout	31.8%
Valid votes	58,476	Rejected votes	1,212

Syed Haider Ali Shah	ANP	22,180
Molana Mian Hussain Jalali	MMA	19,513
Dr. Syed Ghazi Gulab Jamal	IND	16,404
Abdul Wakeel	IND	224
Azmat Ali Khan Bangash	IND	155

Gul Hayat Institute

NA 17
Abbottabad 1

Registered voters	314,337	Turnout	42.7%
Total votes polled	134,391	EC reported	134,211
Valid votes	**134,391**	Rejected votes	2,681

Sardar Mehtab Ahmad Khan	PML (N)	58,041
Dr. M. Azhar Khan Jadoon	IND	36,668
Amanullah Khan Jandoon	PML	34,947
Prof. Raja Aurangzeb Khan	MMA	1,465
Ghulam Mustafa Sumsam Qureshi	MQM	589

NA 18
Abbottabad 2

Registered voters	347,770	Turnout	44.5%
Total votes polled	154,822	EC reported	154,603
Valid votes	150,979	Rejected votes	3,843

Murtaza Javed Abbasi	PML (N)	72,586
Sardar M. Yaqoob	PML	35,480
Ch. Faisal Zulfiqar Ali	IND	18,146
Sardar M. Riaz Khan	IND	8,209
Sardar Mushtaq Ahmad	PPPP	5,992
Qazi M. Azhar, Adv.	PPP (S)	3,794
Qari Syed Abdul Rahim Shah	MMA	2,373
Raja Khan	IND	1,566
Sikandar Azam	IND	1,217
Lt. Col. (R) Abdul Ghaffar Javed	IND	728
M. Javed Abbasi	IND	399
Sardar Aurangzeb	IND	335
Nisar Ahmad Sultan Tanoli	MQM	154

NA 19
Haripur

Registered voters	484,252	Turnout	47.1%
Total votes polled	228,255	EC reported	228,105
Valid votes	222,498	Rejected votes	5,757

Sardar M. Mushtaq	PML (N)	98,670
Raja Amir Zaman	IND	71,254
Umar Ayub Khan	PML	50,631
Syed Waqar Hussain Shah	IND	1,363
Dr. Riaz Baig	IND	580

NA 20
Mansehra 1

Registered voters	437,390		
Total votes polled	158,783	Turnout	36.3%
Valid votes	155,114	Rejected votes	3,669

Sardar Shahjehan Yousaf	PML	73,644
Lt. Gen. (R) Salahuddin Trimzi	PML (N)	72,526
Ghiasuddin Khan	PPPP	8,114
Naveed Akhtar Khan	MQM	830

NA 21
Mansehra 2

Registered voters	424,342	Turnout	33.7%
Total votes polled	138,943	EC reported	143,043
Valid votes	138,780	Rejected votes	163

Faiz M. Khan	PML (N)	51,482
Zargul Khan	PML	37,592
Nawabzada Salahuddin Saeed	IND	21,500
Shaheen Zamir	PPPP	17,415
Iqbal Zaib Khan	ANP	9,231
Rustam Khan	IND	979
Dr. Ijaz Hussain	MQM	581

Gul Hayat Institute

NA 22
Batagram

Registered voters	151,437	Turnout	36.7%
Total votes polled	56,070	EC reported	55,566
Valid votes	55,043	Rejected votes	1,027

M. Nawaz Khan	PML	22,316
Qari M. Yousaf	MMA	20,036
Ihsanullah Khan	IND	5,155
Niaz M. Khan	PML (N)	4,881
Imran Khan	IND	1,591
M. Israr-ul-Haq Haqqani	IND	575
Ajmal Khan	PPPP	489

NA 23
Kohistan

Registered voters	317,734		
Total votes polled	56,472	Turnout	17.8%
Valid votes	53,086	Rejected votes	3,386

Mehboobullah	IND	14,100
Haji Misar Khan	PPPP	13,412
Saranzaib Khan	PML	9,625
Jehanzeb Khan	PML (N)	6,439
Molvi Karimdad	MMA	5,418
Abdur Rehman	IND	3,960
Didar Khan	IND	78
Abdul Sattar Khan	IND	54

The winner later joined PPPP under the new law.

NA 24
Dera Ismail Khan

Registered voters	347,165	Turnout	41.1%
Total votes polled	142,918	EC reported	142,843
Valid votes	138,631	Rejected votes	4,287

Faisal Karim Kundi	PPPP	83,560
Molana Fazal-ur-Rehman	MMA	45,990
Abdul Aziz Khan	PBP	2,744
Hizbullah Gandapur	PML (N)	2,155
Ahmad Kundi	IND	1,964
Alhaj Akramullah Khan Gandapur	IND	710
M. Zubair Anjum	MQM	642
Sardar Umer Farooq Khan Miankhel	IND	478
Matiullah Baloch, Adv.	IND	388

NA25
Dera Ismail Khan-cum-Tank

Registered voters	320,178		
Total votes polled	137,443	Turnout	42.9
Valid votes	132,830	Rejected votes	4,613

Molana Atta-ur-Rehman	MMA	44,673
Habibullah Khan Kundi	PML	42,831
Engr. Dawar Khan Kundi	PPPP	39,450
Abdur Rahim Khan Kundi	IND	1,607
Umar Amin Khan	IND	1,289
Sardar Umer Farooq Khan Miankhel	IND	1,069
Nawabzada M. Saifullah Khan	IND	556
Hizbullah Gandapur	PML (N)	497
Fahimullah Gandapur	IND	400
Irfanullah Khan Kundi	IND	324
Tariq Rahim Kundi	IND	134

NA 26
Bannu

Registered voters	384,896	Turnout	43.4%
Total votes polled	167,255	EC reported	167,114
Valid votes	164,463	Rejected votes	2,792

Molana Fazal-ur-Rehman	MMA	91,484
Malik Nisar Khan	IND	56,546
Lt. Col. (R) Alhaj Inamullah Wazir	IND	11,588
M. Mustafa Khan	IND	3,633
Abdul Hafeez	IND	626
M. Roshan Khan	MQM	586

Gul Hayat Institute

NA 27
Lakki Marwat

Registered voters	266,658	Turnout	47.4%
Total votes polled	127,421	EC reported	126,515
Valid votes	123,547	Rejected votes	3,874

Humayun Saifullah Khan	PML	61,303
Pir Zakori Sharif	MMA	52,315
Khan Bahadar Marwat	IND	5,949
Hamidullah Khan	ANP	1,597
Hidayatullah Khan	IND	989
Nasir M. Khan	IND	697
Molana Hidayatullah	IND	164
Manzoor Ahmad	IND	122
Imran Nawab	IND	108
Munawar Khan	IND	100
Pirzada M. Raees Khan	IND	75
Rooh-ul-Amin	IND	69
Tariq Ahmad Khan	IND	59

NA 28
Buner

Registered voters	290,460	Turnout	27.0%
Total votes polled	78,957	EC reported	78,539
Valid votes	74,792	Rejected votes	4,165

Abdul Matin Khan	ANP	21,801
Barrister Gohar Ali Khan	PPPP	18,456
Sher Akbar Khan	PPP (S)	17,241
Fanoos Gujjar	PAP	13,396
Ali Sher Khan	PML (N)	1,994
Irshad Alam	PML	1,904

NA 29
Swat 1

Registered voters	412,055	Turnout	18.1%
Total votes polled	74,861	EC reported	74,737
Valid votes	72,795	Rejected votes	2,066

Muzafar-ul-Mulk	ANP	19,860
Mian Gul Adnan Aurangzeb	IND	17,253
Salim Rehman	PPPP	12,774
Fazal Rehman	PPP (S)	9,184
Molana Sadiq Ahmad	MMA	8,592
Riaz Ahmad Khan	PML (N)	4,575
■ Maryam Bibi	MQM	345
■ Rizwana Latif	IND	212

NA 30
Swat 2

Registered voters	404,540	Turnout	19.8%
Total votes polled	72,232	EC reported	79,986
Valid votes	69,314	Rejected votes	2,918

Syed Allauddin	PPPP	24,063
Shujaat Ali Khan	PML	16,337
Sher Bahadur	IND	7,894
M. Hafiz-ur-Rehman	MMA	7,363
M. Ayub Khan, Adv.	ANP	3,804
Fanoos Gujjar	PAP	3,679
M. Riyaz	PML (N)	3,014
Mufti Hussain Ahmad	IND	1,639
Molana Altafullah	IND	1,031
Shakirullah	IND	490

Gul Hayat Institute

NA 31
Shangla

Registered voters	263,581	Turnout	26.0
Total votes polled	70,186	EC reported	68,650
Valid votes	67,319	Rejected votes	2,867

Engr. Amir Muqam	PML	26,928
Sadeed-ur-Rehman	ANP	15,740
Dr. Afsar-ul-Mulk Khan	PPPP	12,999
Rahat Hussain	MMA	6,477
Ahmad Shah Khan	PPP (S)	2,873
Safeer Khan	IND	1,171
Fanoos Gujjar	PAP	938
M. Saleem	IND	193

NA 32
Chitral

Registered voters	197,022	Turnout	45.4%
Total votes polled	89,576	EC reported	89,449
Valid votes	86,368	Rejected votes	3,208

Shahzada Mohyuddin	PML	33,278
Sardar M. Khan	IND	31,120
Shahzada Ghulam Mohyuddin	PPPP	18,516
Molvi M. Jehangir Khan	MMA	2,759
Nadir Kh.	IND	695

NA 33
Upper Dir-cum-Lower Dir
2002: Upper Dir

Registered voters	267,936	Turnout	26.75%
Total votes polled	71,931	EC reported	71,678
Valid votes	69,951	Rejected votes	2,020

Najamuddin Khan	PPPP	27,594
Sahabzada Sibghatullalh	IND	19,910
Naveed Anjum Khan	ANP	8,124
Mohmmadul Mulk Akhunzada	PML (N)	6,508
Farhad Ali Khan	PML	5,606
Molana Fazal Azim	MMA	1,572
Dr. Bahramand Khan	IND	395
Molana Said Jalal	IND	118
Saleem-ur-Rehman, Adv.	IND	84

NA 34
Lower Dir

Registered voters	371,903	Turnout	24.2%
Total votes polled	90,197	EC reported	90,029
Valid votes	87,451	Rejected votes	2,746

Malik Azmat Khan	PPPP	38,068
M. Ayub Khan	ANP	24,480
Qazi Fazalullah	MMA	11,449
M. Ishaq	PPP (S)	8,702
Javed Iqbal	PML	3,366
Shams-ul-Qamar Khan	IND	761
Dr. Bahramand Khan	IND	625

NA 35
Malakand Protected Area

Registered voters	233,458	Turnout	31.3%
Total votes polled	73,124	EC reported	73,058
Valid votes	70,744	Rejected votes	2,380

Lal M. Khan	PPPP	34,472
Nisar Muhammad	PPP (S)	15,028
Sahabzada Khalid Jan	MMA	5,555
M. Riaz	PML	5,462
Ahmadullah	ANP	5,427
Sajjad Ahmad	PML (N)	4,800

Gul Hayat Institute

NA 36 to 47
Federally Administered Tribal Areas (FATAs)

NA 36
Tribal Area 1
Mohmand Agency

Registered voters	126,007		
Total votes polled	23,263	Turnout	18.5%
Valid votes	22,873	Rejected votes	390

Bilal Rehman	IND	5,270
Shahbaz Khan Mohmand	IND	4,229
Molana Ghulam M. Sadiq	IND	3,483
Fazal Manan Mohmand	IND	2,111
Dr. Farooq Afzal	IND	1,892
M. Naseer	IND	1,826
Asghar Khan	IND	1,332
Hafiz Mohabbat Khan	IND	1,023
Attaullah	IND	393
Khairullah	IND	367
Ihsanullah	IND	318
Shaheen Shah	IND	169
Shahbaz Yasar Ali	IND	141
Wazir M. Khan	IND	94
Saeed-ur-Rehman	IND	60
Javed Yousaf Mohmand	IND	55
Mualim Khan	IND	25
Aftab Ahmad Khan	IND	24
Riyasat Ali Khan	IND	24
Malik Manzoor Khan	IND	21
Ikramullah Khan	IND	16

NA 37
Tribal Area 2
Upper Kurram tehsil and parts of Lower Kurram tehsil of Kurram Agency

Polling was postponed due to a suicide attack on an election office in the constituency on February 16, 2008. Polling was later held on March 3, 2008. Following are the detailed results:

Registered voters	141,190		
Total votes polled	87,296	Turnout	61.8 %
Valid votes	87,090	Rejected votes	206

Sajid Hussain Turi	IND	26,287
Dr. Syed Riaz Hussain	IND	20,793
Syed Sajjad Hussain	IND	20,267
Salah-ud-Din	IND	19,636
S. Syed Hussain	IND	18
Syed Iqbal Hussain	IND	13
Rajab Ali	IND	10
Syed Muhammad	IND	8
Shafaat Hussain	IND	8
Qaim Hussain	IND	7
Dr. Syed M. Ali Shah	IND	6
Syed Iqbal Mian	IND	6
Malik Fakhar Zaman Khan	IND	6
Dr. Syed Javaid Hussain	IND	5
M. Hussain	IND	5
Dr. Ghayoor Hussain	IND	4
Malik Dildar Hussain	IND	4
Engr. Akbar Ali	IND	2
Dr. Syed Mumtaz Hussain Shah	IND	2
Shabir Hussain Sajidi	IND	2
Hamid Hussain Hassani	IND	1
H. Hashim Khan	IND	0
Syed Wali Syed Mian	IND	0
Mehmood Ali Khan	IND	0

Gul Hayat Institute

NA 38
Tribal Area 3

Frontier Region Kurram and parts of Lower Kurram tehsil of Kurram Agency

Registered voters	87,993		
Total votes polled	24,919	Turnout	28.3%
Valid votes	24,900	Rejected votes	19

Munir Khan Orakzai	IND	16,525
Molana Akhunzada Obaidullah Sharif	IND	4,270
Habib Malik Orakzai	IND	2,990
Naveed Ahmad Khan	IND	805
Malik M. Naseer Khan	IND	124
Dr. Gul Manan	IND	40
Salahuddin	IND	27
Malik Noor Ahmad Shah Orakzai	IND	21
Abdul Hameed Khan	IND	20
Eid Nazar Mengal	IND	14
M. Amin Khan Orakzai	IND	12
Haji Fazle Maula Masozai	IND	10
Shams-ul-Haq	IND	9
Akhunzada Abdul Wali Khan	IND	8
Engr. Rashid Ahmad Khan	IND	7
Abdul Ghaffar Khan Ghafoor	IND	7
Akhunzada M. Nawaz	IND	4
Haji Sohbat Khan Orakzai	IND	3
Malik Haji Abdul Manan Bangash	IND	3
Malik Fakhar Zaman Khan	IND	1

NA 39
Tribal Area 4

Orakzai Agency

Registered voters	123,335	Turnout	40.1%
Total votes polled	49,507	EC reported	49,463
Valid votes	49,126	Rejected votes	381

Jawad Hussain	IND	21,844
Dr. Gul Karim Khan	IND	8,247
Malik Atiq-ur-Rehman Orakzai	IND	5,618
Mian Syed M. Hussain	IND	5,438
Engr. M. Saeed Khan Orakzai	IND	4,703
Tahir Iqbal	IND	2,530
Dr. M. Javed Abdullah Ghani	IND	378
Dr. Syed Ghazi Gulab Jamal	IND	83
Syed Javed Hussain	IND	74
Dr. Gulab Akbar	IND	67
Hanif Khan	IND	44
Mufeed Ali	IND	37
Syed Noor Akbar	IND	34
Riaz Hussain	IND	29

NA 40
Tribal Area 5

North Waziristan Agency

Registered voters	126,453	Turnout	27.9%
Total votes polled	35,229	EC reported	35,254
Valid votes	34,638	Rejected votes	591

M. Kamran Khan	IND	5,894
Abdul Qayoom	PCM	5,441
Aurangzeb Khan	IND	5,201
Abdullah Shah	IND	4,056
M. Ajmal Khan	IND	3,051
Molana Syed Nek Zaman Haqani	IND	2,515
Nisar Ali Khan Dawer	IND	1,855
Sadiqullah Mufti	IND	1,392
Fazle Subhan	IND	1,326
Molana Ainullah Dawer	IND	1,265
Sadiqullah Dawer	IND	1,130
Dr. Shahid Rauf	IND	958
Hafiz Ahmad Jan	IND	378
Dr. Bahsir Ahmad Khan	IND	65
Gul Alam	IND	63
Fida Muhammad	IND	16
Haji Laiq Zaman	IND	11
Zabeehullah	IND	9
M. Asghar	IND	9
M. Ishaq	IND	3

Gul Hayat Institute

NA 41
Tribal Area 6

Birmal, Waha, Trikhel and Tiaraza tehsils of South Waziristan Agency

Notification of election results was initially withheld following a court case. See details at 'Notification delayed for legal controversies' in the preceding narrative section, page 617.

Registered votes	94,077		
Total votes polled	32,455	Turnout	34.5%
Valid votes	31,855	Rejected votes	600

Molana Abul Malik Wazir	IND	9,000
Ghalib Khan, Adv.	IND	8,177
Aziz-ul-Hassan Wazir	IND	7,179
Ghani Khan Salamkhel	IND	4,077
M. Ali Wazir	IND	3,212
M. Jehangir Khan	IND	85
Ghulm Haider	IND	52
Ajab Gul Wazir	IND	31
Molana Abdul Malik Wazir	IND	19
Jehanzeb Khan	IND	17
M. Tariq Wazir	IND	6

NA 42
Tribal Area 7

Ladha, Makin, Sarogha and Sarakai tehsils of South Waziristan Agency

Elections were postponed due to law and order situation and are still pending.

NA 43
Tribal Area 8

Manmond, Nawagia,Chamarkand and parts of Khar tehsils of Bajaur Agency

Registered voters	119,088		
Total votes polled	15,302	Turnout	12.8%
Valid votes	14,910	Rejected votes	392

Shaukatullah Khan	IND	7,428
Sheikh Jehanzada	IND	3,079
Bashir Muhammad	IND	3,009
Saeed-ur-Rehman	IND	568
Haji Akbar Jan	IND	290
Mufti Israr Ahmad	IND	247
Inayat-ur-Rahman	IND	171
Habib Rasool Safi	IND	65
Hayat Muhammad	IND	53

NA 44
Tribal Area 9

Salarzai, Utmankhel, Barang and parts of Khar tehsils of Bajaur Agency

Registered voters	136,052	Turnout	17.7%
Total votes polled	24,068	EC reported	24,062
Valid votes	23,221	Rejected votes	847

Syed Akhunzada Chittan	IND	6,257
Shahabuddin Khan	IND	5,203
Gul Dad Khan	IND	4,648
Haji Rahat Yousaf	IND	2,348
M. Fazil	IND	1,586
Zir Muhammad	IND	1,264
Molana Fazal Manan	IND	1,262
Mufti Israr Ahmad	IND	602
Alhaj M. Din Khan	IND	51

Gul Hayat Institute

NA 45
Tribal Area 10

Jamrud, Landi Kotal and Mulagore tehsils of Khyber Agency

Registered voters	101,272	Turnout	35.2%
Total votes polled	35,479	EC reported	35,612
Valid votes	34,966	Rejected votes	513

Noor-ul-Haq Qadri	IND	13,876
M. Ibrahim Kokikhel	IND	12,548
Zahid Khan	IND	5,351
Ajab Khan Afridi Zakhakhel	IND	1,641
Mufti M. Ijaz	IND	796
Khanzada Afridi, Adv.	IND	185
Dawood Khan	IND	180
Ishratullah	IND	169
Fazal Karim Shalmani	IND	93
Haji Rasheed Khan Shinwari	IND	73
Abdul Azim	IND	23
M. Humayun	IND	18
Sardar Azam Afridi	IND	13

NA 46
Tribal Area 11

Bara tehsil of Khyber Agency

Registered voters	94,208		
Total votes polled	22,443	Turnout	23.8%
Valid votes	22,248	Rejected votes	195

Hamidullah Jan Afridi BQK	IND	5,660
M. Saeed Afridi BQK	IND	5,035
Zaffarullah Khan MDK	IND	3,558
Sohail Ahmed Aakhel	IND	3,359
Malik Zafar Khan Shalobar Qamberkhel	IND	1,751
Hasham Khan MDK	IND	1,183
Dr. Niaz Badshah SQK	IND	312
Barrister Sulman Hameed Afridi SQK	IND	250
Molana Nusrat Amin Afridi Adamkhel	IND	228
M. Hanif Afridi Sepah	IND	174
Asghar Khan Afridi	IND	146
Yar Asghar BQK	IND	121
Haji Faizullah MDK	IND	115
Molana Khalil-ur-Rehman SQK	IND	68
Habib Jan Shakir Qamberkhel	IND	56
Noor Baddin MDK	IND	50
Amir Shah Bar QK	IND	40
Dr. Hafiz Habibullah SQK	IND	37
Alhaj Mian Gul Malik Dinkhel	IND	36
Saifullah Qamberkhel	IND	23
Habib-ur-Rehman Sepah	IND	21
Nasrullah Khan SQK	IND	15
Haji Surat Khan SQK	IND	10

NA 47
Tribal Area 12

Tribal areas of Peshawar, Kohat, Bannu, Dera Ismail Khan, Tank and Lakki Marwat districts

Registered voters	131,222	Turnout	35.1%
Total votes polled	48,108	EC reported	46,123
Valid votes	47,706	Rejected votes	402

Zafar Baig Bhattani	IND	21,426
Dr. Nasim Afridi	IND	10,468
Malik Haji Baz Gul Khan Afridi	IND	9,213
Malik Noor Zaman	IND	2,222
Molana Sher Samad	IND	2,047
Rehman Afridi	IND	1,950
M. Azam	IND	108
M. Sadiq Khan Sherani	IND	54
Mohibullah Sherani	IND	35
Abid Rehman	IND	34
Ashfaq Khan Bhattani	IND	21
Sardar M. Nawaz Khan	IND	21
Shakirullah Sherani	IND	19
Musharraf Khan	IND	16

Gul Hayat Institute

Mohabat Khan Sherani	IND	14
Noor Aslam	IND	13
Wahidullah Afridi	IND	12
Abdur Razzaq	IND	12
Javed Iqbal	IND	11
Haji Zafar Khan Afridi	IND	10

NA 48 and 49
Federal Capital

NA 48
Islamabad 1

Registered voters	239,924	Turnout	43.7%
Total votes polled	104,957	EC reported	104,902
Valid votes	104,409	Rejected votes	548

Anjum Aqeel Khan	PML (N)	61,480
Dr. Syed Israr Hussain	PPPP	26,485
Rizwan Sadiq Khan	PML	10,483
Azeem Ch.	IND	2,286
Alamgir Khan	PTI	1,288
■ Naila Joseph Dayal	IND	691
Ch. Hamid Ali Wahla	MQM	370
Dr. Abid Rauf Orakzai	MMA	278
M. Usman Ikram Bajwa	IND	185
M. Farooq Rajput	JWP	169
Dr. Rafiq Ahmad Ghuncha	IND	148
Dr. M. Shahid Attiq	IND	93
■ Noreen Khan, Adv.	IND	86
Arshad Bhatti	IND	68
Faisal Imran Khan Niazi	ANP	62
Syed Anwaar Ahmad Shah	IND	54
M. Ilyas	IND	42
Raja Zaheer Hussain	IND	40
Ishfaq Ahmad Cheema	IND	33
Khalid Sulehri	IND	29
M. Atiq-ur-Rehman	IND	19
Khurshid Anwar Qureshi	IND	11
M. Arshad Hussain Chishti	PFP	9

Gul Hayat Institute

NA 49
Islamabad 2

Registered voters	242,877	Turnout	56.2
Total votes polled	136,574	EC reported	136,573
Valid votes	135,591	Rejected votes	983

Dr. Tariq Fazal Ch.	PML (N)	45,482
Syed Nayyar Hussain Bukhari	PPPP	44,726
Mustafa Nawaz Khokhar	PML	34,546
Malik Tabarak Hussain	IND	8,294
Raja Ishtiaq Ahmed	MMA	979
M. Iqbal Haider	AHTP	707
Zafar Alam Sarwar	IND	325
Raja Abdul Ghaffar	IND	235
Sajid Zaman	IND	121
Mufti Ameerzeb	IND	118
Raja M. Aftab Satti	PAP2	58

NA 50 to 197
Punjab

NA 50
Rawalpindi 1

Registered voters	403,566	Turnout	51.5%
Total votes polled	210,938	EC reported	207,845
Valid votes	206,356	Rejected votes	4,582

Shahid Khaqan Abbasi	PML (N)	99,988
Ghulam Murtaza Satti	PPPP	77,978
Javed Iqbal Satti	PML	28,188
Masood Ahmad Abbasi	IND	202

NA 51
Rawalpindi 2

Registered voters	390,375	Turnout	54.3%
Total votes polled	210,220	EC reported	211,893
Valid votes	206,717	Rejected votes	3,503

Raja Pervaiz Ashraf	PPPP	80,247
Raja Qasim Javed Ikhlas	PML	69,690
Ch. M. Riaz	PML (N)	56,381
Saleem Akram	IND	310
Yahya Faiz (Retired)	IND	89

NA 52
Rawalpindi 3

Registered voters	375,934	Turnout	52.3%
Total votes polled	196,514	EC reported	196,521
Valid votes	189,143	Rejected votes	3,383

Ch. Nisar Ali Khan	PML (N)	97,747
M. Nasir Raja	PML	54,988
Khurram Pervaiz Raja	PPPP	38,052
M. Idrees Haqani	MMA	652
Group Capt. (R) Mushtaq Ahmad Kiani	IND	616

Gul Hayat Institute

Raja M. Ashraf	PTI	382
■ Nabeela Inam	IND	337
Ch. Sarfraz Afzal	IND	217
M. Saghir Khokhar	IND	147

Ch Nisar Ali also won another National Assembly seat, NA 53 Rawalpindi 4, which he retained. By-elections on the vacated NA 52 were held on June 26, 2008. Following are the results.

Registered voters	375,934		
Total votes polled	79,175	Turnout	21.1%
Valid votes	79,175	Rejected votes	0

M. Safdar	PML (N)	54,917
M. Nasir Raja	PML	22,773
Iftikhar Ahmed Warriach	IND	1,111
Malik Waheed Awan	IND	205
Raja Naseeb Khan	IND	114
Sardar Naseer Ahmed	PFP	38
Shahid Orakzai	IND	17

NA 53
Rawalpindi 4

Registered voters	343,853		
Total votes polled	179,918	Turnout	52.3%
Valid votes	175,409	Rejected votes	4,509

Ch. Nisar Ali Khan	PML (N)	72,257
Ghulam Sarwar Khan	PML	49,068
Faisal Iqbal	IND	21,713
Sardar Shoaib Mumtaz Khan	PPPP	18,388
Ch. M. Kamran Ali Khan	IND	13,390
Malik M. Khalid, Adv.	IND	355
Kashif Ali Khan	MQM	238

NA 54
Rawalpindi 5

Registered voters	271,396	Turnout	38.5%
Total votes polled	104,501	EC reported	104,499
Valid votes	**104,501**	Rejected votes	1,214

Malik Abrar Ahmad	PML (N)	58,228
Zamurd Khan	PPPP	33,749
M. Basharat Raja	PML	10,400
Asghar Ali Mubarik	IND	261
Allama Haider Alvi	ST	246
Prof. Mushtaq Hussain Mughal	MQM	92
Malik Izzat Mohmand	IND	85
■ Sumera Gul	IND	64
Maj (R) Mehar M. Ramzan	ANP	62
M. Javed Iqbal	IND	38
Sajid Mehmood Khan	IND	31
M. Saleem, Adv.	IND	23
Maj. (R) Raja Sultan Akbar	IND	8

NA 55
Rawalpindi 6

Registered voters	333,928	Turnout	39.4%
Total votes polled	133,955	EC reported	131,533
Valid votes	131,676	Rejected votes	2,279

Makhdoom M. Javed Hashmi	PML (N)	76,980
Malik Aamer Fida Paracha	PPPP	37,397
Sheikh Rasheed Ahmad	PML	15,780
M. Akram Abbasi	MMA	748
Prof. Salamat Akhtar	IND	336
M. Hussain Awan	MQM	270
Ijaz Khan Jazi	IND	143
Dr. M. Sultan Alam (Retired)	IND	22

Javed Hashmi also won two other National Assembly seats, NA 123 Lahore 6 and NA 149 Multan 2. He retained the later and by-elections on the vacated NA 55 were held on June 26, 2008. Following are the results.

Gul Hayat Institute

Registered voters	333,928	Turnout	11.7%
Total votes polled	39,035	EC reported	39,135
Valid votes	**38,925**	Rejected votes	210

Haji Pervaiz Khan	PML (N)	25,237
Ijaz Khan Jazi	IND	12,205
Proff. Hafiz Waseem Ahmed	IND	322
Mushahid Ullah Khan	IND	225
Alamgir Butt	PPP (SB)	187
Zubair Yousaf	IND	178
Haji M. Saleem Khan	IND	134
Syeda Nasim Ali	IND	126
Ch. Abdul Hameed Babu	IND	86
M. Akmal Ludhianvi	IND	29
Aziz Ahmed Mughal	IND	26
Sardar Naseer Ahmed	PFP	19
Shahid Orakzai	IND	12
M. Gulzar Awan	PAP	12
Shaikh M. Raheel Latif	IND	10
M. Ikram-ul-Haq	IND	10
Malik Abdul Rehman Sadiq	IND	5
Dr. Munawar Fayyaz Sunni	IND	2

NA 56
Rawalpindi 7

Registered voters	312,220		
Total votes polled	109,481	Turnout	35.1%
Valid votes	107,633	Rejected votes	1,848

M. Hanif Abbasi	PML (N)	73,433
Sardar Shaukat Hayat Khan, Adv.	PPPP	22,720
Sheikh Rasheed Ahmad	PML	10,964
M. Zubair Kiani	MMA	213
Azizullah Marwat	MQM	180
Mirza Zaheer Ahmad Babar	PAP 2	123

NA 57
Attock 1

Registered voters	275,468	Turnout	48.8%
Total votes polled	134,543	EC reported	134,339
Valid votes	127,533	Rejected votes	7,010

Sheikh Aftab Ahmad	PML (N)	38,755
Malik Amin Aslam Khan	IND	38,392
■ Eman Waseem	IND	33,975
Syed Azmat Ali Bukhari, Adv.	PPPP	13,554
Hafiz Saeed Ahmad	MMA	1,824
Syed Munir-ul-Haq, Adv.	MQM	409
M. Faisal Khanzada	IND	331
Qari Atiq-ur-Rehman	IND	293

NA 58
Attock 2

Registered voters	315,556	Turnout	57.9%
Total votes polled	187,136	EC reported	182,792
Valid votes	181,330	Rejected votes	5,806

Ch. Pervaiz Elahi	PML	70,743
Malik Sohail Khan	PML (N)	59,726
Sardar Shahnawaz Khan	PPPP	50,354
Syed Abdul Salam Hassan Raza Naqvi	MMA	326
Malik M. Ramzan	IND	181

NA 59
Attock 3

Registered voters	263,849	Turnout	60.7%
Total votes polled	160,378	EC reported	160,104
Valid votes	156,228	Rejected votes	4,150

Sardar Saleem Haider Khan	PPPP	71,400
Waseem Gulzar	PML	58,880
Asif Ali Malik	PML (N)	23,640
Iftikhar Ahmad Khan	IND	2,308

Gul Hayat Institute

NA 60
Chakwal 1

Registered voters	433,391	Turnout	57.0%
Total votes polled	247,146	EC reported	247,077
Valid votes	242,256	Rejected votes	4,890

Ayaz Amir	PML (N)	125,437
Sardar M. Nawab Khan	PML	91,255
■ Fozia Behram	PPPP	24,546
■ Shaheen Baig	IND	1,018

NA 61
Chakwal 2

Registered voters	394,663	Turnout	57.5%
Total votes polled	227,093	EC reported	226,985
Valid votes	215,697	Rejected votes	11,396

M. Faiz Tamman	PML (N)	92,201
Ch.Pervaiz Illahi	PML	91,769
Sardar Mansoor Hayat Tamman	PPPP	28,807
Malik M. Irfan Hussain	IND	2,920

NA 62
Jhelum 1

Registered voters	370,090	Turnout	50.3%
Total votes polled	186,376	EC reported	186,272
Valid votes	180,242	Rejected votes	6,134

Raja M. Safdar	PML (N)	92,479
Ch. Shahbaz Hussain	PML	61,524
Ch. Sohail Zafar	PPPP	20,080
Raja M. Imtiaz Kiani	IND	5,741
Raja M. Iftikhar Kiani	PPP (S)	418

NA 63
Jhelum 2

Registered voters	378,616	Turnout	43.1%
Total votes polled	159,068	EC reported	163,005
Valid votes	158,985	Rejected votes	83

Raja M. Asad Khan	PML (N)	79,662
Ch. Shahbaz Hussain	PML	51,666
Ali-uz-Zaman	PPPP	24,476
Brig. (R) Mehmood Hussain Azad	IND	3,181

NA 64
Sargodha 1

Registered voters	429,937	Turnout	42.2%
Total votes polled	182,292	EC reported	181,349
Valid votes	176,605	Rejected votes	5,687

Nadeem Afzal Gondal	PPPP	65,628
M. Farooq Baha-ul-Haq Shah	PML (N)	60,460
Haroon Ehsan Paracha	PML	45,390
Malik M. Nawaz	IND	4,603
Pirzada M. Ibrahim Shah	IND	524

NA 65
Sargodha 2

Registered voters	345,850	Turnout	44.8%
Total votes polled	155,413	EC reported	154,950
Valid votes	149,236	Rejected votes	6,177

Ch. Ghias Ahmad Mela	PML	53,518
Mehar Khliq Yar Khan Lak	PPPP	53,257
Mohsin Shahnawaz Ranjha	PML (N)	41,655
Mehar M. Yar Khan Lak	IND	529
Ch. Tanveer Ahmad Madhana	IND	277

Gul Hayat Institute

NA 66
Sargodha 3

Registered voters	408,823	Turnout	36.5%
Total votes polled	149,272	EC reported	149,249
Valid votes	145,468	Rejected votes	3,804

Tasneem Ahmad Qureshi	PPPP	69,943
M. Hamid Hameed	PML (N)	65,020
■ Begum Malik Shoaib Awan	PML	5,298
Dr. Liaqat Ali Khan	IND	2,133
Pir Mushtaq Ahmad Shah	IND	1,878
M. Mumtaz Akhtar Kahloon	IND	423
Rana Sajid Mehmood, Adv.	MQM	335
Babar Hameed	IND	318
Aslam Kachila	MMA	59
Shehzad Aslam	IND	43
Syed Ahmad Masood Zahidi	IND	18

NA 67
Sargodha 4

Registered voters	372,351	Turnout	46.9%
Total votes polled	174,477	EC reported	174,471
Valid votes	170,981	Rejected votes	3,496

Ch. Anwar Ali Cheema	PML	83,594
Dr. Zulfiqar Ali Bhatti	PPPP	66,392
Ch. M. Ali Gujjar, Adv.	PML (N)	20,225
Mohsin Shahnawaz Ranjha	IND	400
Ehtasham Murtaza	IND	266
Syed Arif Abbas Shah	IND	104

NA 68
Sargodha 5

Registered voters	383,849		
Total votes polled	186,554	Turnout	48.6%
Valid votes	180,521	Rejected votes	6,033

Syed Javed Hasnain Shah	PML (N)	80,174
Mian Mazhar Ahmad Qureshi	PML	56,959
Ch. Farrukh Javed Ghumman	IND	38,516
Sahabzada M. Aminuddin Sialvi	IND	4,407
Ch. M. Suleman Gujjar	MQM	465

NA 69
Khushab 1

Registered voters	283,887	Turnout	59.9%
Total votes polled	170,141	EC reported	170,111
Valid votes	164,024	Rejected votes	6,117

■ Sumaira Malik	PML	61,076
Umer Aslam Khan	IND	60,443
Malik Tanvir Sultan Awan	IND	39,133
Malik Irfan Ahmad Gheba	PPPP	3,372

NA 70
Khushab 2

Registered voters	273,799	Turnout	60.7%
Total votes polled	166,333	EC reported	166,328
Valid votes	160,524	Rejected votes	5,809

Malik Shakir Bashir Awan	PML (N)	66,361
Malik M. Ehsanullah Tiwana	IND	58,906
Sardar Shujah M. Khan	IND	29,187
Malik Sultan Mehmood Wadhal Tiwana	PPPP	6,070

NA 71
Mianwali 1

Registered voters	330,173	Turnout	50.8%
Total votes polled	167,932	EC reported	167,812
Valid votes	162,464	Rejected votes	5,468

Nawabzada Malik Amad Khan	IND	83,098
Amanatullah Khan Shadikhel	IND	73,019
M. Sardar Bahadur Babar Khan	PPPP	4,260
Inamullah Khan Niazi	PML (N)	2,087

The winner later joined PPPP under the new law.

Gul Hayat Institute

NA 72
Mianwali 2

Registered voters	307,839	Turnout	53.8%
Total votes polled	166,415	EC reported	165,729
Valid votes	**160,128**	Rejected votes	6,286

Humair Hayat Rokhri	IND	49,294
Dr. Sher Afghan Khan Niazi	PML	46,931
Inamullah Khan Niazi	PML (N)	44,868
Haji M. Khurshid Anwar Khan	IND	17,746
Malik Subho Saddiq	MQM	1,007
Hameed Akhtar	IND	283

The winner later joined PML-N under the new law.

NA 73
Bhakkar 1

Registered voters	266,265	Turnout	67.3%
Total votes polled	179,540	EC reported	179,271
Valid votes	**173,224**	Rejected votes	6,317

Abdul Majeed Khan Khanankhel	IND	83,850
M. Sanaullah Khan Mastikhel	PML (N)	82,740
Ali Asghar	IND	5,095
M. Tariq Khan Niazi	PPPP	1,538

The winner later joined PML-N under the new law.

NA 74
Bhakkar 2

Registered voters	300,762	Turnout	64.8%
Total votes polled	195,661	EC reported	194,925
Valid votes	188,776	Rejected votes	6,885

Rasheed Akbar Khan	IND	98,366
Dr. M. Afzal Khan Dhandla	PML (N)	86,688
Hafeezullah Khan, Adv.	IND	3,272
Mureed Hussain Shah	IND	336
Molana M. Safiullah	IND	114

The winner later joined PML-N under the new law.

NA 75
Faisalabad 1

Registered voters	265,662	Turnout	58.8%
Total votes polled	156,369	EC reported	156,299
Valid votes	153,838	Rejected votes	2,531

Tariq Mehmood Bajwa	PPPP	83,699
Lt. Col. (R) Ghulam Rasool Sahi	PML	68,196
Khizar Nawaz Bajwa	IND	861
M. Tanvir	IND	424
Mehar Jehangir Akbar Wains	IND	358
Dr. M. Shafiq Ch.	IND	200
Wajad Mustafa Bajwa	IND	100

NA 76
Faisalabad 2

Registered voters	255,928	Turnout	56.1%
Total votes polled	143,651	EC reported	143,616
Valid votes	139,108	Rejected votes	4,543

Malik Nawab Sher Waseer	PPPP	43,294
Zahid Nazir	PML	41,068
Rai Salahuddin	PML (N)	37,734
Ch. M. Wasi Zafar	IND	16,121
Abid Hussain	IND	215
M. Tanveer	IND	212
M. Naveed	IND	166
Abbas Ahmad Gondal	IND	164
M. Waqar Wasi Ch.	IND	70
Faisal Anwar	IND	38
Amir Kalum Iqbal Naru	IND	26

Gul Hayat Institute

NA 77
Faisalabad 3

Registered voters	240,482	Turnout	59%
Total votes polled	141,806	EC reported	141,680
Valid votes	138,490	Rejected votes	3,316

M. Asim Nazir	PML	63,776
M. Talal Ch.	PML (N)	49,807
Sajjad Ahmad Awan	PPPP	23,959
Shabbir Ahmad	IND	330
Mehmood Ahmad	IND	172
Sarwar Khan Lashari, Adv.	MQM	167
M. Shafiq	IND	99
Ch. Raza Nasrullah Ghoman	IND	55
Ch. Munir Ahmad	IND	54
M. Waqar Wasi Ch.	IND	37
Ch. M. Wasi Zafar	IND	34

NA 78
Faisalabad 4

Registered voters	273,193		
Total votes polled	146,981	Turnout	53.8%
Valid votes	141,598	Rejected votes	5,383

■ Raheela Perveen	PPPP	79,127
Mian Rajab Ali Khan Baloch	PML	59,231
Pirzada M. Ashraf Zia	PML (N)	2,852
M. Amin Wattoo	MQM	388

NA 79
Faisalabad 5

Registered voters	275,953		
Total votes polled	156,093	Turnout	56.6%
Valid votes	148,867	Rejected votes	7,226

Rana M. Farooq Saeed Khan	IND	58,563
M. Safdar Shakir	PML	29,267
Ch. Safdar-ur-Rehman	PML (N)	27,869
Ch. Hammad M. Khan	PPPP	27,078
Engr. Ch. Khalid Mehmood	IND	5,747
Fakhar Mehmood	IND	268
Ch. M. Naveed Iqbal	IND	75

The winner later joined PPPP under the new law.

NA 80
Faisalabad 6

Registered voters	260,300		
Total votes polled	142,793	Turnout	54.9%
Valid votes	138,897	Rejected votes	3,896

Asif Tauseef	PML	56,724
Mian M. Qasim Farooq	PML (N)	44,927
Mian Tariq Habib	PPPP	36,970
Ch. Abu Bakar Siddiq Bungoo	IND	276

NA 81
Faisalabad 7

Registered voters	252,974	Turnout	60.6%
Total votes polled	148,406	EC reported	153,406
Valid votes	144,790	Rejected votes	3,616

Saeed Iqbal	PPPP	65,322
Dr. Nisar Ahmad Jatt	PML	55,646
Nisar Akbar Khan	PML (N)	23,305
Ch. Atif Hussain	IND	314
Allma M. Saeed Ahmad Asad	IND	203

NA 82
Faisalabad 8

Registered voters	287,186	Turnout	47.0%
Total votes polled	135,092	EC reported	135,080
Valid votes	132,853	Rejected votes	2,239

Sahabzada Haji M. Fazle Kareem	PML (N)	62,889
Aezid Mehmood Khan	PPPP	55,073
Rana Zahid Mehmood	PML	14,609
Saqib Rehman	MMA	120

Gul Hayat Institute

Mehmood Ahmad Khan Qalandar	PQP	99
Anjam Naseem Pawar	IND	63

NA 83
Faisalabad 9

Registered voters	311,576	Turnout	46.0%
Total votes polled	143,204	EC reported	143,202
Valid votes	140,145	Rejected votes	3,059

M. Ijaz Virk, Adv.	PPPP	56,910
Mian Abdul Mannan	PML (N)	55,861
Mushtaq Ali Cheema	PML	26,599
Mian Irfan Ahmad	IND	295
Lala Robin Daniel	IND	204
Mian M. Asif Raza	ST	146
Sheikh M. Aqeel Haider	IND	77
Engr. Javed Ch.	IND	53

NA 84
Faisalabad 10

Registered voters	249,391	Turnout	45.4%
Total votes polled	113,873	EC reported	113,223
Valid votes	112,068	Rejected votes	1,805

Abid Ali	PML (N)	59,616
Mehar Abdur Rashid	PPPP	38,421
Rana Zahid Mehmood	PML	11,925
Shakil Ahmad Khan	IND	1,614
■ Mehwish Ch.	PGP	215
Ch. Imtiaz Rabbani	IND	185
Malik M. Rafiq	IND	44
Tariq Bashir Ghori	IND	35
M. Raza Ali Shamas	IND	13

NA 85
Faisalabad 11

Registered voters	286,136		
Total votes polled	132,930	Turnout	46.5%
Valid votes	130,907	Rejected votes	2,023

Haji M. Akram Ansari	PML (N)	72,197
Shakeel Ahmad	PPPP	46,461
Haji Bilal Noor Ansari	PML	11,139
Mufti Fazal-ur-Rehman Nasir	MMA	1,110

NA 86
Jhang 1

Registered voters	307,209	Turnout	45.1%
Total votes polled	138,686	EC reported	138,661
Valid votes	138,686	Rejected votes	0

Syed Inayat Ali Shah	PPPP	57,583
M. Tahir Shah	PML	40,829
Qaisar Ahmad Sheikh	IND	39,605
M. Ashraf Khan Chadhar	IND	669

NA 87
Jhang 2

Registered voters	307,499	Turnout	47.7%
Total votes polled	148,479	EC reported	146,653
Valid votes	142,022	Rejected votes	6,457

■ Ghulam Bibi Bharwana	PML	63,515
■ Syeda Sughra Imam	PPPP	55,621
Makhdoomzada Syed Asad Hayat	IND	21,874
M. Javed Arif Gondal	IND	1,012

Gul Hayat Institute

NA 88
Jhang 3

Registered voters	372,743		
Total votes polled	169,458	Turnout	45.5%
Valid votes	160,934	Rejected votes	8,524

Makhdoom Syed Faisal Saleh Hayat	PML	72,162
■ Syeda Abida Hussain	PPPP	56,892
Rai Sarfraz Ahmad Bhatti	IND	23,885
Syed Raza Ali Bukhari	PML (N)	7,995

NA 89
Jhang 4

Registered voters	312,773	Turnout	41.5%
Total votes polled	130,449	EC reported	129,838
Valid votes	125,421	Rejected votes	5,028

Sheikh Waqas Akram	PML	51,976
Molana M. Ahmad Ludhianvi	IND	45,216
Dr. Abu-ul-Hassan Ansari	PML (N)	15,743
Sheikh Waqar Ahmad, Adv.	PPPP	9,363
Sheikh Hakim Ali	IND	1,095
Molana Abdul Ghafoor Jhangvi	IND	908
Syed Abdul Basit Gilani	IND	523
Syed Sana-ul-Haq Tirmizi	IND	396
Mujahid Abbas	IND	71
Mehar Ansar Javed Naul	IND	47
Abdul Qudoos Awan	PMP	46
Haji Munir Ahmad Shahid	IND	37

NA 90
Jhang 5

Registered voters	273,873	Turnout	49.3%
Total votes polled	135,416	EC reported	135,021
Valid votes	130,849	Rejected votes	4,567

■ Saima Akhtar Bharwana	IND	64,759
Sahabzada M. Nazir Sultan	PML	58,099
Molana M. Zahid Anwar Sultan	MMA	4,545
Sahabzada M. Tahir Sultan	PML (N)	3,152
Iqbal Hussain Nadeem alias Iqbal Nadeem Sial	IND	294

NA 91
Jhang 6

Registered voters	320,219	Turnout	48.5%
Total votes polled	155,703	EC reported	155,370
Valid votes	150,514	Rejected votes	5,189

M. Mehboob Sultan	PML	75,803
Attaullah Khan	PPPP	65,253
Sahabzada M. Tahir Sultan	PML (N)	9,458

NA 92
Toba Tek Singh 1

Registered voters	286,827	Turnout	60.2%
Total votes polled	173,336	EC reported	172,541
Valid votes	169,210	Rejected votes	4,126

■ Farkhanda Amjad Warraich	PML	69,827
Hamza	PML (N)	57,203
M. Khalid Bashir Tarnsporter	PPPP	42,180

NA 93
Toba Tek Singh 2

Registered voters	289,211	Turnout	60.4%
Total votes polled	174,886	EC reported	174,716
Valid votes	169,690	Rejected votes	5,196

M. Junaid Anwaar Ch.	PML (N)	84,061
Mian M. Kashif Ishfaq	PML	64,287
Hafeezullah Ishaq	PPPP	17,994
■ Neelam Jabbar Ch.	IND	2,764
Ghulam Jilani	IND	373
Shahid Nazir	IND	138
Ch. Amjad Ali Javed	IND	73

Gul Hayat Institute

NA 94
Toba Tek Singh 3

Registered voters	314,704	Turnout	60.3%
Total votes polled	190,470	EC reported	189,920
Valid votes	184,430	Rejected votes	6,040

Riaz Fatiyana	PML	63,444
Haider Ali Khan Kharal	PPPP	59,348
Ch. Asad-ur-Rehman	PML (N)	59,284
M. Farooq Seemab	IND	911
■ Dr. Sadia Mumtaz Daultana	IND	598
Makhdoom Nazir Hussain	IND	203
Mehar Yaseen Darsana	IND	180
Mian Zahid-ur-Rehman	IND	168
Mukhtar Ahmad Tabbsum	IND	153
M. Shafiq	IND	141

NA 95
Gujranwala 1

Registered voters	328,711	Turnout	33.4%
Total votes polled	109,960	EC reported	109,921
Valid votes	107,847	Rejected votes	2,113

Usman Ibrahim	PML (N)	51,705
Ch. Zeshan Ilyas	PPPP	44,034
Ch. Imranullah	PML	6,852
Ch. M. Ashraf Kamboh	IND	1,859
Hafiz Hasham Illahi Zaheer	JAHP (EZ)	1,283
Ch. Khalid Zafar Sansi	IND	970
Khuram Shehzad Chughtai	IND	394
Abdul Moeen Qureshi	MMA	337
Shahid Usman	IND	136
Arshad Mehmood Rabbani	MQM	100
Ch. Shaukat Ali Jatt	IND	74
Qasim Ayub	IND	50
M. Iqbal Dar	IND	36
M. Rafiq	PML (N)	17

Two PML (N) candidates condidates from NA 96 Gulranwala 1

NA 96
Gujranwala 2

Registered voters	345,090		
Total votes polled	102,551	Turnout	29.7%
Valid votes	100,373	Rejected votes	2,178

Engr. Khuram Dastgir Khan	PML (N)	61,972
Kh. M. Saleh	PPPP	32,898
Qazi Hameedullah Khan	MMA	2,600
Ibtesam Illahi Zaheer	JAHP (EZ)	1,199
Nematullah Ansari	IND	840
Mehboob Illahi	IND	219
■ Shazia Arif Bhutta	IND	191
Kh. M. Tanveer	IND	170
Imtiaz Ahmad Bhutta	IND	103
Ch. Khalid Zafar Sansi	IND	63
Hafiz M. Boota	IND	41
Mirza Jehangir Baig	IND	32
M. Iqbal Dar	IND	28
Atif Sabir Khan	IND	17

NA 97
Gujranwala 3

Registered voters	344,369	Turnout	34.0%
Total votes polled	117,089	EC reported	117,159
Valid votes	113,526	Rejected votes	3,563

Ch. Mehmood Bashir Virk	PML (N)	48,701
Dr. Zafar Ch.	PPPP	41,545
Ch. Shahid Akram Bhinder	PML	21,626
Nadeem Hussain Aadhi	IND	1,112
Sahabzada Shahid Khurshid	IND	233
Fareed Iqbal Awan	IND	160
■ Kokab Bukhari	MQM	149

Gul Hayat Institute

NA 98
Gujranwala 4

Registered voters	368,599		
Total votes polled	150,781	Turnout	40.9%
Valid votes	145,988	Rejected votes	4,793

Imtiaz Safdar Warraich	PPPP	68,509
Asif Aqeel	PML (N)	46,992
Ch. Shamshad Ahmad Khan	PML	30,259
Shahbaz Khan	IND	67
Fazal Abbas Cheema	IND	62
Rana Zulqarnain Khan	MQM	38
Sardar Zia-ul-Haq	JWP	28
Ulfat Rasool Warraich, Adv.	IND	23
Sardar Riaz-ul-Haq	IND	10

NA 99
Gujranwala 5

Registered voters	342,054		
Total votes polled	149,805	Turnout	43.8%
Valid votes	145,824	Rejected votes	3,981

Rana Nazir Ahmad Khan	PML (N)	60,219
Ch. M. Abdullah Virk	PPPP	44,705
Ch. Shamshad Ahmad Khan	PML	39,986
Rana Umar Nazir Ahmad Khan	JWP	690
Molana Zahoor Ahmad Ranjha	MMA	144
Saleem Raza Gilani	IND	80

NA 100
Gujranwala 6

Registered voters	329,185		
Total votes polled	158,190	Turnout	48.1%
Valid votes	149,802	Rejected votes	8,388

Haji Muddassar Qayoom Nahra	IND	57,320
Ch. Bilal Ijaz	PML	53,285
Tariq Yaqoob Fateh Muhammad	PPPP	32,511
Ch. Ashfaq Ahmad Mattu	PML (N)	6,315
Hafiz M. Idrees	MMA	205
M. Nawaz Malhi	IND	166

The winner later joined PML-N under the new law.

NA 101
Gujranwala 7

Registered voters	377,640	Turnout	43.8%
Total votes polled	165,902	EC reported	165,545
Valid votes	161,010	Rejected votes	4,892

Justice (R) Iftikhar Ahmad Cheema	PML (N)	71,792
Hamid Nasir Chattha	PML	48,813
■ Asma Shahnawaz Cheema	PPPP	37,554
M. Ahmad Chattha	IND	2,352
Jauhara Sarwar Cheema	IND	499

NA 102
Hafizabad 1

Registered voters	204,649		
Total votes polled	125,244	Turnout	61.2%
Valid votes	120,688	Rejected votes	4,556

■ Saira Afzal Tarar	PML (N)	56,313
Ch. Shoukat Ali Bhatti	PML	42,808
Malik Shoukat Hayat Awan	PPPP	21,567

NA 103
Hafizabad 2

Registered voters	198,007		
Total votes polled	125,483	Turnout	63.4%
Valid votes	121,383	Rejected votes	4,100

Ch. Liaqat Abbas Bhatti	PML	56,791
Mian Shahid Hussain Khan	PML (N)	54,411
Mushtaq Ahmad Mohal, Adv.	PPPP	10,181

Gul Hayat Institute

NA 104
Gujrat 1

Registered voters	311,343	Turnout	55.7%
Total votes polled	173,934	EC reported	173,568
Valid votes	170,348	Rejected votes	3,586

Ch. Wajahat Hussain	PML	96,379
Nawabzada Ghazanfar Ali Gul	PPPP	63,374
Syed Faisal Abbas	PML (N)	8,927
Shabbir Ahmad	IND	843
Ch. Shaukat Mehmood	IND	825

NA 105
Gujrat 2

Registered voters	332,332	Turnout	45.3%
Total votes polled	149,817	EC reported	150,621
Valid votes	146,179	Rejected votes	3,638

Ch. Ahmad Mukhtar	PPPP	79,735
Ch. Shujaat Hussain	PML	65,738
Ch. M. Gul Nawaz	IND	444
Alhaj Mirza Saeed Baig	IND	262

NA 106
Gujrat 3

Registered voters	322,310	Turnout	55.5%
Total votes polled	178,885	EC reported	179,026
Valid votes	172,429	Rejected votes	6,456

Qamar Zaman Kaira	PPPP	89,555
Syed Noor-ul-Hassan Shah	PML	71,016
Col. (R) Mian M. Akram, Adv.	PML (N)	10,506
Syed Faiz-ul-Hassan Shah	IND	626
Ch. Jamshaid Nasar	IND	389
M. Asif Ch.	IND	337

NA 107
Gujrat 4

Registered voters	321,304	Turnout	52.8%
Total votes polled	169,727	EC reported	169,579
Valid votes	163,552	Rejected votes	6,175

M. Jamil Malik	PML (N)	75,205
Rehman Naseer Ch.	PML	69,101
Raja Masood Ahmad	PPPP	14,948
Col. (R) Raja Javed Mujtaba	IND	3,351
Ali Asghar	IND	510
Shaukat Illahi Ch.	IND	271
Maj. (R) Tariq Javed Akhtar	IND	166

NA 108
Mandi Bahauddin 1

Registered voters	338,597	Turnout	55.4%
Total votes polled	187,713	EC reported	187,602
Valid votes	182,659	Rejected votes	5,054

M. Tariq Tarar	PPPP	73,951
Ijaz Ahmad Ch.	IND	67,769
Zafarullah Tarar	PML	39,789
Shahzad Akhtar Tarar, Adv.	IND	953
Syed M. Mahfooz Mashadi	MJUP (FK)	197

NA 109
Mandi Bahauddin 2

Registered voters	309,950	Turnout	54.8%
Total votes polled	169,738	EC reported	169,735
Valid votes	165,013	Rejected votes	4,725

Nazar M. Gondal	PPPP	74,163
Nasir Iqbal Bosal	PML	67,489
Imtiaz Ahmad Gondal	PML (N)	21,239
Ch. Manzoor Hussain Dhudra	IND	1,301
Furrkah Sohail Gondal	IND	821

Gul Hayat Institute

NA 110
Sialkot 1

Registered voters	275,969		
Total votes polled	118,120	Turnout	42.8%
Valid votes	114,825	Rejected votes	3,295

Kh. M. Asif	PML (N)	73,007
Zahid Pervaiz alias Zahid Bashir	PPPP	32,157
Mian M. Riaz	PML	9,498
Prof. M. Sagheer Ch.	MQM	163

NA 111
Sialkot 2

Registered voters	307,465	Turnout	55.7%
Total votes polled	171,319	EC reported	171,317
Valid votes	163,783	Rejected votes	7,536

■ Dr. Firdous Ashiq Awan	PPPP	78,925
Ch. Amir Hussain	PML	46,372
Adrees Bajwa	PML (N)	38,193
Ch. Manzoor Hussain	IND	293

NA 112
Sialkot 3

Registered voters	302,932	Turnout	55.6%
Total votes polled	169,674	EC reported	168,516
Valid votes	164,695	Rejected votes	4,979

Rana Abdul Sattar Bin Rana Shamim Ahmad Khan	PML (N)	92,182
Ch. Shujaat Hussain	PML	42,713
Lt. Col. (R) Sultan Sikandar Ghumman	PPPP	29,477
Rana Abdul Rahim Bin Rana Shamim Ahmad Khan	IND	149
Sheikh Shafiq-ur-Rehman	IND	126
Ch. Idrees Ahmad Cheema	IND	48

NA 113
Sialkot 4

Registered voters	292,273	Turnout	55.2%
Total votes polled	161,410	EC reported	161,406
Valid votes	155,414	Rejected votes	5,996

Sahabzada Syed Murtaza Amin	PML (N)	77,819
Ali Asjad Malhi	PML	39,186
Dr. Zaheer-ul-Hassan Rizvi	PPPP	31,996
Mirza Abdul Qayoom	IND	4,522
Munawar Ahmad Gill	IND	1,513
Ahmad Jalal Sahi	IND	172
Ch. Abdul Sattar	IND	87
Agha Abdul Rauf Ch.	IND	69
Ch. Shahnawaz Bhalli	IND	50

NA 114
Sialkot 5

Registered voters	305,217	Turnout	59.3%
Total votes polled	181,121	EC reported	181,109
Valid votes	175,113	Rejected votes	6,008

Zahid Hamid	PML (N)	62,362
Ch. Abdul Sattar	PML	56,343
Ghulam Abbas	PPPP	55,797
Mufti M. Younas	MMA	410
Abbas Ali	IND	201

NA 115
Narowal 1

Registered voters	202,087	Turnout	56.9%
Total votes polled	114,850	EC reported	114,946
Valid votes	111,256	Rejected votes	3,594

■ Sumaira Naz	PML (N)	59,688
M. Naseer Khan	PML	40,205
Tariq Ashraf Kahloon	PPPP	10,960
M. Farooq Akbar	IND	171

Gul Hayat Institute

M. Jabran Khan	IND	149
M. Akbar Kahloon	IND	83

NA 116
Narowal 2

Registered voters	224,956		
Total votes polled	120,887	Turnout	53.7%
Valid votes	114,350	Rejected votes	6,537

Ch. M. Tariq Anees	IND	45,097
Danial Aziz	PML	37,138
Dr. Hafiz Shabbir Ahmad	PML (N)	22,369
Gulzar Ahmad Ch.	PPPP	9,553
■ Surraya Asghar	IND	193

The winner later joined PPPP under the new law.

NA 117
Narowal 3

Registered voters	213,474	Turnout	55.3%
Total votes polled	118,056	EC reported	118,055
Valid votes	113,809	Rejected votes	4,247

Ahsan Iqbal	PML (N)	66,633
■ Rifat Javed Kahloon	PML	36,231
Ibn-e-Saeed Ch.	PPPP	10,604
Nadir Zia Kahloon	IND	211
Mujtaba Jamal	IND	130

NA 118
Lahore 1

Registered voters	250,850		
Total votes polled	94,620	Turnout	37.7
Valid votes	92,862	Rejected votes	1,758

M. Riaz	PML (N)	55,900
Syed Asif Hashmi	PPPP	24,712
Mian M. Azhar	PML	11,075
Inamullah Khan	IND	248
Ch. M. Sagheer Anwar	IND	189
Jahangir Ashraf Vaince	IND	177
Dr. Asad Ashraf	IND	128
M. Safdar Sheikh	IND	113
Ch. Wahid Ahmad	IND	98
Rana Farhat Ali, Adv.	MQM	93
Shahid Naeem, Adv.	PNP	88
Rana Ahsan Sharafat	IND	41

NA 119
Lahore 2

Elections proceedings were terminated due to death of a candidate (Tariq Banday of PML). Under fresh proceedings polling was scheduled to be held on June 26, 2008. However, Hamza Shehbaz Sharif of PML (N) returned uncontested.

NA 120
Lahore 3

Registered voters	268,552	Turnout	36%
Total votes polled	97,435	EC reported	97,433
Valid votes	96,275	Rejected votes	1,160

Bilal Yaseen	PML (N)	65,946
Jehangir Badar	PPPP	24,380
Kh. Tahir Zia	PML	4,270
Hafiz Sanaullah	MMA	843
Gull M. Bhatti (Retired)	APP	703
Maqsood Ahmad Awan	MQM	73
Muazzam Iqbal Gill, Adv.	IND	41
Azhar Khan Lodhi	IND	19

NA 121
Lahore 4

Registered voters	303,962	Turnout	36.2%
Total votes polled	110,314	EC reported	109,989
Valid votes	108,453	Rejected votes	1,861

Mian Margoob Ahmad	PML (N)	72,227
Aurangzeb Shaafi Burki	PPPP	27,934

Gul Hayat Institute

Mian M. Asif	PML	7,559
■ Monazza Abdul Razzaq	IND	329
M. Arshad Khan Niazi	IND	153
Hafiz M. Ijaz-ul-Haq Ch.	MMA	128
Abdul Karim Butt	IND	69
Kh. Ahmad Hassan	IND	54

NA 122
Lahore 5

Registered voters	331,381	Turnout	35.6%
Total votes polled	118,012	EC reported	118,060
Valid votes	116,359	Rejected votes	1,653

Sardar Ayaz Sadiq	PML (N)	79,506
Mian Umar Misbah-ul-Rehman	PPPP	24,963
Mian M. Jehangir	PML	10,657
Gul M. Bhatti	APP	789
Agha M. Naveed	MQM	134
Ch. M. Ali, Adv.	IND	104
Prof. Abdur Rehman Ludhianvi	MMA	84
Kh. Ahmad Hassan	IND	67
Mian Asad Munir	IND	41
Syed Zaeem Hussain Qadri	IND	14

NA 123
Lahore 6

Registered voters	288,994		
Total votes polled	97,697	Turnout	33.8%
Valid votes	96,367	Rejected votes	1,330

Makhdoom M. Javed Hashmi	PML (N)	67,707
Mian Aziz-ur-Rehman Chan	IND	18,807
Mian Ikhlaq Ahmad Gudu	IND	7,843
Babu Ashar Jehangir	IND	1,067
Ch. Abrar Ahmad	IND	509
Mian Rehman Aziz Chan	PPPP	187
Haji M. Saeed Arian	MQM	89
Hafiz M. Nadeem	MMA	76
Ch. Abdul Jabbar	IND	33
Mian Hamid Miraj	IND	31
Syed Zaeem Hussain Qadri	IND	18

Javed Hashmi also won two other National Assembly seats, NA 55 Rawalpindi 6 and NA 149 Multan 2. He retained the later and by-elections on the vacated NA 123 were scheduled for June 26, 2008. Nawaz Sharif had filed his nomination. Elections in the constituency were postponed by the Supreme Court pending a petition regarding Nawaz' disqualification. (See 'Nawaz's failure to contest elections' in the preceding narrative section, page 609.) Elections in the constituency are still pending.

NA 124
Lahore 7

Registered voters	275,697	Turnout	39.3%
Total votes polled	108,488	EC reported	108,266
Valid votes	106,458	Rejected votes	2,030

Sheikh Rohail Asghar	PML (N)	71,342
Ayaz Imran	PPPP	23,412
Humayun Akhtar Khan	PML	10,881
Mian Abdul Waheed	IND	592
Haji M. Ijaz	IND	231
Qari M. Zawar Bahadur (Retired)	MMA	0

NA 125
Lahore 8

Registered voters	311,540	Turnout	35.9%
Total votes polled	111,717	EC reported	111,707
Valid votes	110,246	Rejected votes	1,471

Kh. Saad Rafiq	PML (N)	70,752
M. Naveed Ch.	PPPP	24,592
Humayun Akhtar Khan	PML	13,702
Javed Ameen Khan	IND	474
Noor Naeem Khan	PPP (SB)	182
Malik Javed Shahbaz Heera	IND	138
Mian Abdul Waheed	IND	122

Gul Hayat Institute

Zaheer-ud Din-Badar	JUI (S)	97
M. Farooq Ahmal	IND	76
Qari M. Zawar Bahadur	MMA	72
M. Akbar Jehangir	IND	39

NA 126
Lahore 9

Registered voters	360,304	Turnout	33.2%
Total votes polled	120,840	EC reported	119,748
Valid votes	119,684	Rejected votes	1,156

Umer Sohail Zia Butt	PML (N)	69,718
Syed Hasnat Ahmad	PPPP	25,056
M. Idrees	PML	23,657
■ Begum Tahira Asif	MQM	517
Nisar Ahmad Janjua	IND	234
Engr. Syed M. Ilyas	IND	182
Hafiz Abdur Rehman Madni	IND	172
Mian Mehmood Ali	IND	40
Kh. Ahmad Hassan	IND	28
Sajjad Ahmad	IND	28
Dr. Abdur Rehman	IND	24
Ch. M. Usman	IND	15
Mushtaq Sajeel Bhatti	IND	13

NA 127
Lahore 10

Registered voters	279,080		
Total votes polled	94,390	Turnout	33.8%
Valid votes	93,052	Rejected votes	1,338

Ch. Nasir Ahmad Bhutta	PML (N)	53,602
Dr. M. Riaz	PPPP	21,698
Abdul Aleem Khan	PML	13,707
Farooq Amjad Mir	IND	2,277
■ Aneeqa Mirai Akhtar	IND	1,053
Dr. Abdur Rehman Shakir	MMA	235
Zahir Ahmad	IND	225
Rana Intizar Hussain, Adv.	IND	126
Malik Ehsan Gungial	IND	112
Maj. (R) Rana Abdul Ghaffar Khan	IND	16
Dr. Ch. Zahid Akram Nutt	IND	1

NA 128
Lahore 11

Registered voters	275,267		
Total votes polled	125,374	Turnout	45.5%
Valid votes	122,617	Rejected votes	2,757

Malik M. Afzal Khokhar	PML (N)	65,727
Malik Karamat Ali Khokhar	PPPP	37,608
Sardar Aqil Omer	PML	18,252
Babar Iqbal Bhatti	IND	353
Malik Zaheer Abbas	IND	257
Malik Ifan Shafi Khokhar	IND	232
Malik M. Azhar Khursheed	IND	148
Nazir Malik	IND	40

NA 129
Lahore 12

Registered voters	200,935		
Total votes polled	96,154	Turnout	47.9%
Valid votes	93,717	Rejected votes	2,437

Tariq Shabbir, Adv.	PPPP	36,604
Maj. (R) Habibullah Warraich	PML	29,058
Sardar Adil Umar	PML (N)	25,918
Bashir Ahmad	MMA	783
■ Naila Joseph Dayal	IND	699
Sajjad Ahmad	PNP	556
Dr. Ch. Zahid Akram Nutt	IND	74
Hafiz Haider Ali Ch.	IND	25

Gul Hayat Institute

NA 130
Lahore 13

Registered voters	226,575		
Total votes polled	98,851	Turnout	43.6%
Valid votes	98,851	Rejected votes	0

■ Samina Khalid Ghurki	PPPP	44,692
■ Sadia Shabir	PML (N)	41,041
Ch. M. Ashiq Dayal	PML	12,613
Rana M. Ashraf, Adv.	IND	283
Ch. M. Saleem	IND	169
Engr. Rana Anamullah	IND	29
Amir Shehzad Khan	IND	24

NA 131
Sheikhupura 1

Registered voters	217,332		
Total votes polled	120,299	Turnout	55.4%
Valid votes	116,085	Rejected votes	4,214

Rana Tanveer Hussain	PML (N)	50,638
Brig. (R) Zulfiqar Ahmad Dhillon	PML	40,898
Ch. Mushtaq Ahmad	PPPP	23,506
Umar Aftab Dhillon	IND	395
Ijaz Ahmad Sahool	IND	359
Ch. M. Ilyas	IND	164
Ahmad Atiq Anwar	IND	82
■ Saeeda Nazar	IND	43

Rana Tanveer Hussain also won another National Assembly seat, NA 132 Sheikhupura-cum Nankana Sahab 1, which he retained. By-elections on the vacated NA 131 were held on June 26, 2008. Following are the results.

Registered voters	221,111		
Total votes polled	124,286	Turnout	56.2%
Valid votes	123,186	Rejected votes	1,100

Rana Afzaal Hussain	PML (N)	119,180
Brig. (R) Zulfiqar Ahmed Dhillon	PML	2,587
Umar Aftab Dhillon	IND	474
Ahmed Atiq Anwar	IND	345
Ijaz Ahmed Sehol	IND	251
Zulfiqar Ali alies Mithu	IND	148
Imran Ashraf Gujjar	IND	69
Rana Ijaz Hussain	IND	68
Zubair Rasool Sehol	IND	64

NA 132
Sheikhupura-cum-Nankana Sahab 1
2002: NA 132 Sheikhupura 2

Registered voters	229,477		
Total votes polled	113,219	Turnout	49.3%
Valid votes	108,107	Rejected votes	5,112

Rana Tanveer Hussain	PML (N)	48,193
Syed Ghayoor Abbas Bukhari	PPPP	34,084
Shahid Manzoor Gill	PML	24,260
Mian Abdul Waheed	IND	641
Mian Walid Ahmad Sharqpuri	IND	457
Khawar Ikram Bhatti	IND	210
Malik Javed Shahbaz Heera	IND	87
Rana Waqar Ahmad	IND	62
■ Saeeda Nazar	IND	51
Maj. (R) Javed Nasrullah	IND	47
Syed M. Abu Talib Bukhari	IND	15

NA 133
Sheikhupura 2
2002: NA 133 Sheikhupura 3

Registered voters	222,833		
Total votes polled	101,893	Turnout	45.7%
Valid votes	97,934	Rejected votes	3,959

Mian Javed Latif	PML (N)	44,786
Ch. M. Saeed Virk	PML	28,005
Malik Mushtaq Ahmad	PPPP	16,228
Imran Yousaf Manj	IND	5,894
Shaukat Ali Kausar	IND	2,321

Gul Hayat Institute

Iftikhar Ahmad Malik	IND	355
M. Ali Jawad	MQM	130
Mian Munawar Latif	IND	92
Ch. Usman Virk	IND	85
M. Arif Khan Sandheela	IND	19
Malik Javed Shehbaz Heera	IND	19

NA 134
Sheikhupura-cum-Nankana Sahab 2
2002: NA 134 Sheikhupura 4

Registered voters	208,782	Turnout	51.6%
Total votes polled	107,785	EC reported	107,786
Valid votes	**104,982**	Rejected votes	2,804

Sardar M. Irfan Dogar	PML (N)	47,925
Khurram Munawar Manj	PML	32,928
Noor-ul-Ain Rai Saeed	PPPP	21,752
Munawar Hussain Manj	IND	1,669
Rai Ejad Ahmad Khan	IND	450
Alambardar Hussain Rizvi	MQM	156
Syed Sajjad Hussain Shah	IND	71
Ahmad Zia Khan	IND	30

NA 135
Nankana Sahab 1
2002: NA 135 Sheikhupura 5

Registered voters	227,137		
Total votes polled	124,469	Turnout	54.8%
Valid votes	**124,469**	Rejected votes	6,006

Ch. M. Barjees Tahir	PML (N)	46,739
Rai Ijaz Ahmad Khan	PPPP	42,588
Mian Shamim Haidar	PML	24,748
Mian M. Rashid Amiruddin	IND	2,645
Nazar Hussain	IND	1,510
Ch. Anwar Ali Gill, Adv.	MQM	151
Shehzad Ali Haidar	IND	64
■ Noor-ul-Ain Rai Saeed	IND	18

NA 136
Nankana Sahab-cum-Sheikhupura
2002: NA 136 Sheikhupura 6

Registered voters	219,843	Turnout	54.8%
Total votes polled	120,808	EC reported	120,546
Valid votes	116,174	Rejected votes	4,634

Ch. Bilal Ahmad Virk	PML (N)	49,681
Pir Tariq Ahmad Shah	PML	39,371
Ch. Tawakkalullah Virk	PPPP	24,911
Prof. Javed Sandhu	Pasban	1,752
Syed Abrar Hussain Shah	IND	182
Ria Faiz Ahmad Kharal	IND	96
Rana M. Afzal Khan	IND	78
Rana Mujeeb Afzal Khan	IND	60
Ch. Waqas Ahmad Virk	IND	36
Maj. (R) Sardar Zulifqar Hussain Syed	IND	7

NA 137
Nankana Sahab 2
2002: NA 137 Sheikhupura 7

Registered voters	234,225	Turnout	55.7%
Total votes polled	130,417	EC reported	130,408
Valid votes	124,965	Rejected votes	5,452

Saeed Ahmad Zafar	IND	54,732
Rai Mansab Ali Khan	PML	44,745
M. Nisar Ahmad Khan	PPPP	24,829
Ali Rizwan Bhatti	IND	311
Rana Mujeeb Afzal Khan	IND	169
Rai Faisal Rasheed Bhatti	PML (N)	69
Agha Abbas Raza	IND	63
Rana M. Afzal Khan	IND	47

Gul Hayat Institute

NA 138
Kasur 1

Registered voters	232,483	Turnout	58.5%
Total votes polled	136,259	EC reported	135,895
Valid votes	132,243	Rejected votes	4,016

Rao Mazhar Hayat Khan	PML (N)	58,832
Sardar Tufail Ahmad Khan	PML	39,986
Tariq Hakam Ali	PPPP	30,630
Naeem Adnan Zahid	IND	825
Shahbaz Ali Virk	IND	768
Sardar M. Sharif Dogar	IND	710
Maj. (R) Rana Abdul Ghaffar Khan	IND	210
Ch. M. Ilyas Khan	IND	150
Maj. (R) Habib-ur-Rehman Khan Meo, Adv.	MQM	98
Ch. Imran Aslam Khan, Adv.	IND	34

NA 139
Kasur 2

Registered voters	239,473	Turnout	50.7%
Total votes polled	121,372	EC reported	121,313
Valid votes	117,709	Rejected votes	3,663

Waseem Akhtar Sheikh	PML (N)	51436
Ch. Manzoor Ahmad	PPPP	44002
■ Nilofer Qasim Mehdi	PML	21012
Sardar M. Hussain Dogar, Adv.	IND	635
Hafiz M. Hanif Zafar, Adv.	MMA	411
■ Uzma Waseem	IND	157
Ch. M. Ilyas Khan	IND	56

NA 140
Kasur 3

Registered voters	230,446	Turnout	56.4%
Total votes polled	130,522	EC reported	130,004
Valid votes	126,408	Rejected votes	4,114

Sardar Asif Ahmad Ali	PPPP	41,626
Mian Khursheed Mehmood Kasuri	PML	32,155
Dr. Azeemuddin Zahid Kakhvi	PML (N)	29,605
Sardar Hassan Akhtar Mokal	IND	20,689
Bukhtiar Mehmood Kasuri	IND	671
Barakullah Anjum Lakhvi	IND	574
Sardar Haroon Ahmad Ali	IND	504
Ibtisam Illahi Zaheer	JAHP (EZ)	405
Nasir Mehmood Kasuri	IND	179

NA 141
Kasur 4

Registered voters	251,254	Turnout	52.5%
Total votes polled	131,794	EC reported	131,788
Valid votes	126,876	Rejected votes	4,918

Rana M. Ishaq Khan	PML (N)	58,807
Sardar M. Asif Nakai	PML	44,468
Rana Abdul Shakoor Khan	PPPP	20,084
Mutasim Illahi Zaheer	JAHP (EZ)	1,121
Syed Tariq Raza, Adv.	IND	917
Rana Liaqat Ali Khan	IND	869
Sardar Majid Akhtar Nakai	IND	319
M. Zaid Lakhvi	IND	107
M. Ahsen	IND	90
Azhar Mehmood Mian, Adv.	IND	47
Sibghatullah Ch.	MMA	47

Gul Hayat Institute

NA 142
Kasur 5

Registered voters	225,459	Turnout	54.9%
Total votes polled	123,852	EC reported	123,849
Valid votes	119,693	Rejected votes	4,159

Sardar Talib Hassan Nakai	PML	47,192
Rana M. Hayat Khan	PML (N)	45,538
■ Nasira Arshad	PPPP	24,714
Sardar M. Asif Nakai	IND	1,506
Rana M. Arif Khan. Adv.	IND	257
Sardar Ahmad Ayyaz Nakai	IND	240
Rana M. Ishaq Khan	IND	187
Imran Ishfaq	IND	59

NA 143
Okara 1

Registered voters	280,597		
Total votes polled	128,762	Turnout	45.9%
Valid votes	124,135	Rejected votes	4,627

Capt. (R) Rai Ghulam Mujtaba Kharal	PPPP	63,960
M. Aslam Khan Kharal	PML	43,798
Rai M. Saleem Raza Kharal, Adv.	PML (N)	15,265
Ch. Sarfraz Hussain Bhatti	IND	1,112
Dr. Liaqat Ali Kausar	IND	0

NA 144
Okara 2

Registered voters	301,559	Turnout	40.5%
Total votes polled	122,124	EC reported	122,143
Valid votes	118,044	Rejected votes	4,080

Sajjad-ul-Hassan	IND	77,795
Rao Sikandar Iqbal	PML	33,527
Mian Yawar Zaman	PML (N)	4,333
M. Ashraf Khan Sohna	IND	677
Mian M. Munir	IND	605
Naeem Ajmal Khan Lashari Bedar	MQM	431
Farid Tariq Khan	IND	257
Mirza Naeem Baig	IND	173
Khalil Akhtar Rao	IND	170
Mian Riaz-ul-Haq Chandoor	IND	76

The winner later joined PPPP under the new law.

NA 145
Okara 3

Registered voters	287,122	Turnout	46.6%
Total votes polled	133,777	EC reported	133,774
Valid votes	129,554	Rejected votes	4,223

Syed Sumsan Ali Shah Bukhari	PPPP	64,607
Syed Gulzar Sabtain Shah	PML	42,761
Syed Javed Hassan	PML (N)	21,253
Syed M. Abbas	PNP	639
Bilal Zia Qamar	IND	180
Musharraf Ali	IND	114

NA 146
Okara 4

Registered voters	311,975	Turnout	44.7%
Total votes polled	139,601	EC reported	139,493
Valid votes	133,915	Rejected votes	5,686

Mian Manzoor Ahmad Khan Wattoo	IND	46,941
Rao M. Ajmal Khan	PML	46,006
Syed Abbas Raza Rizvi	PPPP	29,709
Mian M. Sharif Zafar Joiya	PML (N)	8,544
Mian Rizwan Hayee Daula	IND	816
■ Rubina Shaheen Wattoo	PBP	753
M. Nasim Ahmad Wattoo	IND	445
Rao M. Saad Ajmal Khan	IND	355
■ Dr. Lala Rukh Mustafa	MQM	346
Tariq Rafiq Ch.	IND	0

Gul Hayat Institute

NA 147
Okara 5

Registered voters	320,579	Turnout	45.2%
Total votes polled	145,867	EC reported	145,040
Valid votes	139,813	Rejected votes	6,054

Mian Manzoor Ahmad Khan Wattoo	IND	84,778
Syed Raza Ali Gilani	IND	31,548
Sardar Khizar Hayat Khan Ladhuka	PPPP	20,044
■ Robina Shaheen Wattoo	IND	2,331
■ Asiya Javed	IND	399
Mian Masood Ahmad Akbar Sukhera, Adv.	IND	334
Dewan Akhlaq Ahmad	IND	199
Mian Jehangir Ahmad Mehar	IND	116
Mian M. Javed Yasin Khan Wattoo	IND	64

Manzoor Wattoo also won another National Assembly seat, NA 146 Okara 4, which he retained. By-elections on the vacated NA 147 were held on June 26, 2008. Following are the results.

Registered voters	322,087		
Total votes polled	96,809	Turnout	30.1%
Valid votes	95,961	Rejected votes	848

Khurram Jehangir Wattoo	PPPP	79,195
M. Zafar Yasin Wattoo	IND	15,965
Jehangir Ahmad Mahar	IND	150
Sardar Khizar Hayat Khan Ladhuka	IND	137
Mirza Ali Raza	IND	105
Masroor Ahmad Wattoo	IND	103
Syed Raza Ali Gilani	IND	71
Ahmed Shuja Wattoo	IND	59
Ch. Iftikhar Hussain Chachar	IND	51
M. Naseem Ahmad Khan Wattoo	IND	34
Syed Afzaal Ali Shah Gilani	IND	31
M. Umar Hayat Wattoo	IND	23
Moazzam Jahan Zaib Wattoo	IND	19
Syed M. Ali Shah Gilani	IND	18

NA 148
Multan 1

Registered voters	344,896	Turnout	43.6%
Total votes polled	150,526	EC reported	150,402
Valid votes	147,558	Rejected votes	2,968

Makhdoom Shah Mehmood Qureshi	PPPP	83,184
Rai Mansab Ali	PML	39,796
Makhdoom M. Javed Hashmi	PML (N)	24,578

NA 149
Multan 2

Registered voters	427,253	Turnout	29.6%
Total votes polled	129,531	EC reported	126,603
Valid votes	**129,440**	Rejected votes	1,557

Makhdoom M. Javed Hashmi	PML (N)	70,864
Malik Salahuddin Dogar	PPPP	45,645
Sheikh M. Tahir Rasheed	PML	10,810
Mian Aftab Ahmad Qureshi	MQM	314
Fasih-uz-Zaman	IND	237
M. Jamshaid Ali Sahu	IND	104

NA 150
Multan 3

Registered voters	399,931	Turnout	31.7%
Total votes polled	128,262	EC reported	126,861
Valid votes	126,863	Rejected votes	1,399

Rana Mehmood-ul-Hassan	PML (N)	57,774
Syed Abdul Qadir Gilani	PPPP	43,299
Fazal Ahmad Sheikh	PML	25,158
Allama Dr. M. Anees Rohani	MMA	288
Rana M. Arif Raza	MQM	226
Raziuddin	IND	118

Gul Hayat Institute

NA 151
Multan 4

Registered voters	351,092	Turnout	38.9%
Total votes polled	145,641	EC reported	136,432
Valid votes	142,831	Rejected votes	2,810

Syed Yousaf Raza Gilani	PPPP	77,664
Sikandar Hayat Khan Bosan	PML	45,765
Malik Majid Bucha	PML (N)	18,413
M. Lateef Ansar		
Prof. M. Latif Ansar Sial Lajpal	IND	636
Shahid Parvaiz Dogar, Adv.	MQM	203
Syed Ahmad Mujtaba Gilani	IND	150

NA 152
Multan 5

Registered voters	336,035		
Total votes polled	138,691	Turnout	41.3%
Valid votes	135,092	Rejected votes	3,599

Liaqat Ali Khan	PPPP	47,880
Syed Mujahid Ali Shah	PML	38,126
M. Ibrahim Khan	IND	36,136
Makhdoom Syed Asad Murtaza Gilani	PML (N)	11,923
M. Imran Shoukat Khan	IND	393
Farkhanda Khalid	MQM	380
Syed Iftakhar Ali Shah	IND	254

NA 153
Multan 6

Registered voters	350,676	Turnout	46.9%
Total votes polled	164,488	EC reported	164,485
Valid votes	158,217	Rejected votes	6,271

Dewan Syed Ashiq Hussain Bukhari	PML	69,246
Rana M. Qasim Noon	IND	68,762
Dewan Syed M. Haider Abbas Bukhari	PPPP	16,875
Dewan Syed Jaffar Hussain	PML (N)	3,334

NA 154
Lodhran 1

Registered voters	260,489	Turnout	66.3%
Total votes polled	172,769	EC reported	172,731
Valid votes	168,986	Rejected votes	3,783

M. Siddiq Khan Baloch	PML	81,983
Mirza M. Nasir Baig	PPPP	79,611
M. Tahir Ameer Ghroi	PML (N)	6,508
M. Tufail Thakar, Adv.	MQM	884

NA 155
Lodhran 2

Registered voters	272,022	Turnout	65.3%
Total votes polled	177,575	EC reported	177,572
Valid votes	170,616	Rejected votes	6,959

Hayatullah Khan Tareen	PPPP	50,490
M. Akhtar Khan Kanju	PML (N)	41,642
M. Ajmal Khan Kanju	PML	40,109
Nawab Amanullah Khan	IND	36,442
Rana M. Jehangir Noon	IND	1,012
Malik Amjad Hussain Utra	MQM	921

Gul Hayat Institute

NA 156
Khanewal 1

Registered voters	247,583	Turnout	60.9%
Total votes polled	151,216	EC reported	150,895
Valid votes	147,362	Rejected votes	3,854

M. Raza Hayat Hiraj	PML	71,381
Syed Fakhar Imam	PPPP	58,271
Dr. Syed Khawar Ali Shah	PML (N)	12,911
Molana M. Ajmal Qadri	IND	1,883
Syed Faisal Imam	JWP	1,167
M. Aqeel Yousaf Bhatti	IND	880
Riaz Shahid Khan Punian Adv.	PNP	869

NA 157
Khanewal 2

Registered voters	268,515	Turnout	52.9%
Total votes polled	142,243	EC reported	142,140
Valid votes	137,567	Rejected votes	4,676

Hamid Yar Hiraj	PML	58,819
M. Khan Daha	PML (N)	58,231
Syed Faisal Imam	PPPP	19,756
Sohail Sikandar Khan Daha	IND	761

NA 158
Khanewal 3

Registered voters	262,562		
Total votes polled	159,659	Turnout	60.8%
Valid votes	159,769	Rejected votes	4,137

Pir Aslam Bodla	PML	57,777
Pir Haider Zaman Qureshi	PPPP	56,821
Farhatullah Khan Wing Comd. (R)	PML (N)	39,357
M. Nawaz Asim	MQM	1,512
Kunwar Tahseen Ashraf	IND	137

NA 159
Khanewal 4

Registered voters	253,131	Turnout	62.6%
Total votes polled	158,490	EC reported	158,452
Valid votes	154,589	Rejected votes	3,901

Ch. Iftikhar Nazir	PPPP	78,255
Malik Ghulam Murtaza Maitla	PML	61,188
Rao Abid Rizwan Shoukat	PML (N)	10,417
Captain (R) Ch. M. Asad Iqbal Gill	IND	3,801
Rauf Ijaz Cheema	IND	869
Rao M. Arif Khan, Adv.	IND	59

NA 160
Sahiwal 1

Registered voters	248,573	Turnout	51.1%
Total votes polled	127,867	EC reported	127,082
Valid votes	124,168	Rejected votes	3,699

Syed Imran Ahmad Shah	PML (N)	59,373
Ch. Noraiz Shakoor Khan	PML	31,119
Anwar-ul-Haq Ramay	PPPP	27,638
Rao Zaid Bin Ismail	IND	2,981
Ch. Shabbir Ali Ahmad Khan	IND	1,788
M. Sarwar Khan Saqib	IND	650
Hammad Rasool Ramay	IND	242
M. Imran Ch.	IND	165
Sheikh Abdul Majeed Javed	IND	100
Tauqeer Zishan	IND	80
Tallat Hanif Butt	IND	32

Gul Hayat Institute

NA 161
Sahiwal 2

Registered voters	236,482	Turnout	57.4%
Total votes polled	135,013	EC reported	135,661
Valid votes	128,909	Rejected votes	6,104

Ghulam Farid Kathia	PPPP	38,962
Ch. M. Ashraf	PDP	33,110
Rana Tariq Javed	PML	28,879
Ehsan-ul-Haq Idrees, Adv.	PML (N)	22,625
Mian Mohsin Rashid	IND	3,431
Rai M. Nawaz Kharal	IND	1,330
Malik Ghulam Hussain, Adv.	IND	422
M. Hafeez Tabbassum	MQM	150

NA 162
Sahiwal 3

Registered voters	250,159	Turnout	57.6%
Total votes polled	144,136	EC reported	143,968
Valid votes	140,623	Rejected votes	3,513

Ch. Zahid Iqbal	PPPP	70,634
Rai Azizullah Khan	IND	65,440
Mufti Hafiz M. Usman	MMA	4,042
Saeed Ahmad Ch.	IND	507

NA 163
Sahiwal 4

Registered voters	219,426	Turnout	61.4%
Total votes polled	135,623	EC reported	134,803
Valid votes	131,852	Rejected votes	3,771

Malik Nauman Ahmad Langrial	PML	39,864
■ Begum Shahnaz Javed	PPPP	37,986
Ch. M. Munir Azhar	PML (N)	34,644
Saeed Ahmad	IND	17,708
Makhdoom Nasir Farid Chishti	PBP	1,650

NA 164
Pakpattan 1

Registered voters	201,597		
Total votes polled	117,995	Turnout	58.5%
Valid votes	113,109	Rejected votes	4,886

Sardar Mansab Ali Dogar	PML (N)	35,597
Pir M. Shah Khagga	PML	34,196
Rao M. Jameel Hashim Khan	PPPP	26,315
Mian M. Farrukh Mumtaz Khan Maneka	IND	16,783
Nadeem Iqbal	IND	218

NA 165
Pakpattan 2

Registered voters	227,991	Turnout	54.5%
Total votes polled	124,585	EC reported	124,209
Valid votes	119,903	Rejected votes	4,682

Syed M. Salman Mohsin Gilani	PML (N)	67,400
Mian Ahmad Raza Khan Maneka	PML	36,603
Mian Nasim Mehmood Hotiana	PPPP	15,900

NA 166
Pakpattan 3

Registered voters	221,602	Turnout	57.9%
Total votes polled	128,345	EC reported	128,315
Valid votes	123,530	Rejected votes	4,815

Rana Zahid Hussain Khan	PML (N)	66,418
Dr. Junaid Mumtaz Joiya	PML	42,860
Naeem Mehmood Rana	PPPP	13,522
Rana Ghazanfar Abbas	IND	730
Aish M. Khan Siraa	IND	0

Gul Hayat Institute

NA 167
Vehari 1

Registered voters	363,183	Turnout	45.9%
Total votes polled	166,547	EC reported	166,590
Valid votes	160,411	Rejected votes	6,136

Ch. Nazir Ahmad Jatt	PML	65,250
Syed Sajid Mehdi	IND	38,383
Mehmood Akhtar Ghumman	PPPP	33,542
Qurban Ali Chuhan	IND	14,754
Syed M. Iqbal Shah	PML (N)	7,684
Tahir Naveed Dogar, Adv.	IND	608
Ch. Mukhtar Ahmad Jatt, Adv.	IND	190

NA 168
Vehari 2

Registered voters	313,416	Turnout	49.1%
Total votes polled	153,885	EC reported	153,840
Valid votes	149,348	Rejected votes	4,537

Azeem Daultana	PPPP	49,299
Ishaq Khan Khakwani	PML	47,898
■ Tehmina Daultana	PML (N)	26,254
Bilal Akbar Bhatti	IND	24,192
Syed Sajid Mehdi	IND	708
■ Shaghufta Perveen Ch.	IND	484
Ch. Nazir Ahmad	IND	282
M. Yasir Ghafran Gujjar	IND	145
Malik M. Iqbal Langrial	IND	86

NA 169
Vehari 3

Registered voters	320,861	Turnout	48.2%
Total votes polled	154,768	EC reported	154,632
Valid votes	150,635	Rejected votes	4,133

■ Tehmina Daultana	PML (N)	48,999
Khan Aftab Ahmad Khan Khichi	PML	45,885
Saeed Ahmad Khan Manais	IND	45,828
Ghulam Sarwar Khan Khichi	PPPP	9,094
M. Sarwar Ch.	IND	386
M. Sarwar Alvi	MQM	293
Asif Saeed Manais	IND	150

NA 170
Vehari 4

Registered voters	328,176	Turnout	48.4%
Total votes polled	159,373	EC reported	158,850
Valid votes	154,733	Rejected votes	4,640

Mehmood Hayat Khan alias Tochi Khan	PPPP	87,124
Aurangzeb Khan Khichi	PML	56,816
Saeed Ahmad Khan Manais	IND	5,875
Sardar Noor Ahmad Khan Malaizai	PML (N)	3,580
Asif Saeed Manais	IND	766
Hafiz Khubaib Ahmad Jamal	IND	431
Azhar Ahmad Khan Yusufzai	IND	107
Nauman Gul Khan	IND	34

NA 171
Dera Ghazi Khan 1

Registered voters	381,343		
Total votes polled	169,748	Turnout	44.5%
Valid votes	162,634	Rejected votes	7,114

Kh. Sheeraz Mehmood	PML	39,628
Amjad Farooq Khan Khosa	IND	36,400
Sardar Mir Badshah Khan Qaisrani	PML (N)	35,124
Kh. Mudassir Mehmood	PPPP	19,221
Kh. M. Dawood Sulemani	IND	16,543
Kh. Ghulam Nizamuddin	MMA	14,914
■ Shamoona Umbreen Qaisrani	IND	557
Sher Zaman Qaisrani	IND	115
Dastgir M. Humayun, Dastgir M. Humayun Adv. Khetran	IND	102
M. Tahir Makhdoom	JUI (S)	30

Gul Hayat Institute

NA 172
Dera Ghazi Khan 2

Registered voters	392,109		
Total votes polled	134,348	Turnout	34.3%
Valid votes	129,732	Rejected votes	4,616

Farooq Ahmad Khan Leghari	PML	45,370
Hafiz Abdul Karim	PML (N)	41,894
Shabbir Ahmad Khan Leghari	PPPP	36,401
Sardar M. Khan Leghari	IND	3,623
Dr. Saeed Ahmad Buzdar	IND	1,403
Abdul Salam Ansari	MQM	1,041

NA 173
Dera Ghazi Khan 3

Registered voters	334,228	Turnout	41.9%
Total votes polled	140,041	EC reported	140,021
Valid votes	134,657	Rejected votes	5,384

Sardar M. Saifuddin Khan Khosa	PML (N)	56,475
Sardar Awais Ahmad Khan Leghari	PML	56,074
M. Saifullah Khan Sadozai, Adv.	PPPP	18,326
Salahuddin Khan Khosa	IND	1,561
Malik Faiz Muhammad, Adv.	MMA	1,559
■ Meena Ahsan Leghari	IND	337
Sardar Hussain Ahmad Khan Leghari (Retired)	IND	325

NA 174
Rajanpur 1

Registered voters	292,419	Turnout	46.4%
Total votes polled	135,829	EC reported	135,621
Valid votes	130,455	Rejected votes	5,374

Sardar M. Jafar Khan Leghari	PML	50,440
Sardar Nasrullah Khan Dreshak	IND	40,049
Kh. Kaleemuddin Koreja	PPPP	38,484
Sardar Zulfiqar Khan Dreshak	IND	1,214
Farooq Ahmad Khan Leghari (Retired)	IND	213
■ Meena Ahsan Leghari	IND	55

NA 175
Rajanpur 2

Registered voters	285,365	Turnout	48.2%
Total votes polled	137,787	EC reported	137,472
Valid votes	132,214	Rejected votes	5,573

Mir Dost M. Mazari	PPPP	78,427
Sardar Nasrullah Khan Dreshak	PML	46,210
Sardar M. Awais Dreshak	IND	4,802
Sardar Zulfiqar Khan Dreshak	IND	1,528
Qadeer Shehbaz Mazari	IND	1,247

NA 176
Muzaffargarh 1

Registered voters	275,075	Turnout	53.3%
Total votes polled	146,828	EC reported	146,584
Valid votes	142,246	Rejected votes	4,582

M. Mohsin Ali Qureshi	PPPP	50,826
Malik Ghulam Qasim Hinjra	PML	46,745
Mian M. Arshad Abbas Qureshi	PML (N)	42,225
Syed Iqbal Hussain	MQM	1,093
M. Arshad Siddiq	IND	826
Malik M. Naeem Khar	IND	416
Sardar Ghulam Abbas Khan Lashari	IND	115

Gul Hayat Institute

NA 177
Muzaffargarh 2

Registered voters	257,818	Turnout	57.1%
Total votes polled	147,104	EC reported	147,102
Valid votes	141,471	Rejected votes	5,633

■ Hina Rabbani Khar	PPPP	84,916
Khalid Ahmad Gurmani	PML	50,834
Malik M. Basit Khar	PML (N)	5,721

NA 178
Muzaffargarh 3

Registered voters	283,548	Turnout	49.6%
Total votes polled	140,817	EC reported	140,574
Valid votes	136,536	Rejected votes	4,281

Jamshaid Ahmad Khan	PPPP	57,946
Nawabzada Iftikhar Ahmad Khan Babar	PML	42,485
Nawabzada Mansoor Ahmad Khan	PDP	30,582
Ihasn Kareem Qureshi	PML (N)	3,089
Sultan Ahmad Khan (Retired)	IND	1,571
Rao Abdul Qayoom Khan, Adv.	MQM	863

NA 179
Muzaffargarh 4

Registered voters	264,185	Turnout	56.2%
Total votes polled	149,218	EC reported	148,411
Valid votes	146,490	Rejected votes	2,728

M. Moazam Ali Khan Jatoi	PPPP	79,643
Makhdoomzada Syed Basit Ahmad Sultan Bukhari	PML	60,637
Rao M. Mohsin Ali Khan	PML (N)	3,698
Makhdomzada Syed Haroon Ahmad Sultan Bukhari	IND	1,427
Nawabzada Mansoor Ahmad Khan	PDP	813
M. Ziaullah Jatoi	IND	272

NA 180
Muzaffargarh 5

Registered voters	257,481	Turnout	54.3%
Total votes polled	139,843	EC reported	139,839
Valid votes	135,912	Rejected votes	3,931

Abdul Qayoom Khan Jatoi	PPPP	68,270
Sardar Ashiq Hussain Gopan	PML	63,144
Makhadom Jamil Ahmad Hussain Bukhari	PML (N)	3,549
Rana Zia Ahmad Farooqi, Adv.	JUI (S)	404
Yasir Arfat Khan	IND	340
M. Shafi Khan	IND	133
Ameer Ali Barq	IND	42
Mian Fayyaz Mehmood	IND	30

NA 181
Layyah 1

Registered voters	263,128	Turnout	63.6%
Total votes polled	167,407	EC reported	167,325
Valid votes	163,166	Rejected votes	4,241

Sardar Bahadur Ahmad Khan Seehar	PML	58,797
Sahabzada Faiz-ul-Hassan	PML (N)	56,951
Ch. Altaf Hussain	PPPP	46,149
Ahmad Nawaz Khan	Pasban	566
M. Rab Nawaz	MMA	396
Malik Abdul Shakoor Siwag	IND	307

NA 182
Layyah 2

Registered voters	295,598	Turnout	58.9%
Total votes polled	174,379	EC reported	174,192
Valid votes	169,346	Rejected votes	5,033

Syed M. Saqlain Bukhari	PML (N)	75,910
Malik Niaz Ahmad Jakhar	PML	52,108
Syed Faqir Hussain Shah	PPPP	41,328

Gul Hayat Institute

NA 183
Bahawalpur 1

Registered voters	314,932	Turnout	37.1%
Total votes polled	116,945	EC reported	116,940
Valid votes	114,145	Rejected votes	2,800

Aarif Aziz Sheikh	PPPP	71,394
Makhdoom Syed Sami-ul-Hassan Gilani	PML	39,644
Lt. Col. (R) Syed Karim Haider Bukhari	IND	1,723
Makhdoom Sohail Hassan Gilani	IND	925
Iftikhar Ahmad Haqani	MMA	459

NA 184
Bahawalpur 2

Registered voters	321,581	Turnout	42.9%
Total votes polled	137,879	EC reported	137,852
Valid votes	132,631	Rejected votes	5,248

Malik Aamir Yar Waran	IND	59,277
Mian Najeebuddin Awaisi	PML	38,407
M. Yousaf Ali Ghallu	PPPP	22,150
Sahabzada M. Gazain Abbasi	IND	6,974
Munawar Hayat Abbasi	PML (N)	3,188
M. Usman Farooq Malik	IND	1,034
Iftikhar Ahmad Haqqani	MMA	654
Malik Yasir Yar Waran	IND	440
Allah Din alias Sheikh Hakim Ali	IND	365
Lt. Col. (R) Syed Karim Haidar Bukhari	IND	142

The winner later joined PPPP under the new law.

NA 185
Bahawalpur 3

Registered voters	364,465	Turnout	34.0%
Total votes polled	123,824	EC reported	123,818
Valid votes	121,413	Rejected votes	2,411

M. Baleegh-ur-Rehman	PML (N)	54,334
M. Farooq Azam Malik	PPPP	47,337
M. Farooq Anwar Abbasi	PML	18,822
M. Usman Farooq Malik	IND	499
Sardar M. Hussain Khan Lodhi	IND	301
Sahabzadi Saira Abbasi, Adv.	IND	73
Syed Irfan Ahmad Gardezi	IND	47

NA 186
Bahawalpur 4

Registered voters	345,653	Turnout	46.5%
Total votes polled	161,398	EC reported	160,886
Valid votes	156,295	Rejected votes	5,103

Mian Riaz Hussain Pirzada	PML	66,757
Syed Tasneem Nawaz Gardezi	IND	50,468
Ch. M. Jamil Johar, Adv.	PML (N)	21,123
M. Nawazish Ali Pirzada	PPPP	17,947

NA 187
Bahawalpur 5

Registered voters	317,589	Turnout	46.8%
Total votes polled	148,612	EC reported	148,572
Valid votes	144,746	Rejected votes	3,866

Ch. Saud Majeed	PML (N)	77,860
Ch. Pervaiz Illahi	PML	60,079
Iftikhar Ahmad Cheema, Adv.	PPPP	6,112
Mehmood Majeed	IND	695

Gul Hayat Institute

NA 188
Bahawalnagar 1

Registered voters	269,766	Turnout	55.0%
Total votes polled	148,341	EC reported	148,311
Valid votes	142,799	Rejected votes	5,542

M. Akhtar Khadim alias Khadim Hussain	PML	52,981
Shoukat Ali Laleka	PPPP	44,861
Syed M. Asghar Shah	IND	40,191
Prof. Dr. Noor M. Ghafari	PML (N)	4,538
Malik M. Naeem Khar	IND	228

NA 189
Bahawalnagar 2

Registered voters	323,939	Turnout	41.1%
Total votes polled	133,190	EC reported	133,186
Valid votes	129,080	Rejected votes	4,110

Syed Mumtaz Alam Gilani	PPPP	49,678
Dr. Mian Akhtar Ali Lalika	PML (N)	37,218
■ Shahida Sattar Laleka	PML	35,787
Ehsan Bari Mian	MMA	4,626
Rao M. Farman alias Chotu Chacha	MQM	1,423
■ Samina Naveed	IND	198
Malik M. Naeem Khar	IND	77
Ahmad Farid Chishti	IND	73

NA 190
Bahawalnagar 3

Registered voters	316,829		
Total votes polled	154,666	Turnout	48.8%
Valid votes	151,037	Rejected votes	3,629

Abdul Ghafoor Ch.	PPPP	77,664
Tahir Bashir Cheema	PML	70,081
Abid Azeem	PML (N)	2,800
Dr. Taj Hussain Fani	MQM	383
M. Maqsood Anjum	IND	109

NA 191
Bahawalnagar 4

Registered voters	362,672	Turnout	47.5%
Total votes polled	172,502	EC reported	172,405
Valid votes	168,500	Rejected votes	4,002

M. Afzal Sindhu	PPPP	83,903
M. Ijaz-ul-Haq	PML	79,283
M. Yar Khan Kamoka	PML (N)	3,438
M. Rauf Khalid	IND	979
Sardar Afzaal Ahmad Madahar, Adv.	MQM	734
Mian Abdur Rasheed	IND	163

NA 192
Rahimyar Khan 1

Registered voters	400,697	Turnout	39.8%
Total votes polled	159,838	EC reported	159,615
Valid votes	**155,267**	Rejected votes	4,349

Syed Hamid Saeed Kazmi	PPPP	65,395
Makhdoom Syed Ahmad Alam Anwar	PML	45,579
Makhdoom Syed Ahmad Mahmood	PML (F)	40,131
Mian Faiz-ul-Hassan	PML (N)	3,051
Ch. Masood Ahmad	IND	767
Makhdoom Syed M. Masood Alam	IND	388
Jehangir Khan Tareen (Retired)	IND	178

NA 193
Rahimyar Khan 2

Registered voters	356,244	Turnout	39.0%
Total votes polled	139,118	EC reported	139,069
Valid votes	134,669	Rejected votes	4,449

Mian Abdul Sattar	PPPP	58,572
Sheikh M. Anwar	PML	37,021

Gul Hayat Institute

■ Zaib Jafar	PML (N)	24,831
Maj. (R) Syed Tanveer Hussain Sitara Juraat	PML (F)	11,852
Sheikh M. Akbar	IND	903
Ch. M. Jafar Iqbal	IND	877
M. Siddiq	IND	361
Ghous Muhammad	IND	252

NA 194
Rahimyar Khan 3

Registered voters	357,267		
Total votes polled	142,568	Turnout	39.9%
Valid votes	138,162	Rejected votes	4,406

Makhdoom Shahabuddin	PPPP	59,710
Makhdoom Khusru Bakhtiar	PML	42,442
Makhdoom Syed Ahmad Mehmood	PML (F)	34,107
Shehzad Asghar Khan Rind, Adv.	PML (N)	1,245
Makhdoom Fahad Iqbal	IND	658

NA 195
Rahimyar Khan 4

Registered voters	335,006	Turnout	43.2%
Total votes polled	144,931	EC reported	144,889
Valid votes	139,831	Rejected votes	5,100

Jehangir Khan Tareen	PML (F)	84,577
Makhdoom Amaduddin	PPPP	46,056
Makhdoom Syed Ali Akbar Mehmood	PML	6,277
Sardar Habib-ur-Rehman Khan	IND	1,492
M. Nabil Daher	IND	1,429

NA 196
Rahimyar Khan 5

Registered voters	352,887	Turnout	41.1%
Total votes polled	145,222	EC reported	145,143
Valid votes	140,670	Rejected votes	4,552

Javed Iqbal Warraich	PPPP	52,090
Mian Imtiaz Ahmad	IND	47,205
Ch. M. Jafar Iqbal	PML (F)	20,307
Ch. Zafar Iqbal Warraich	PML	18,375
M. Riaz Noori	MMA	1,134
Iftikhar Mughal	MQM	544
■ Zaib Jafar	IND	363
Shahid Islam	IND	254
Javed Hassan Gujjar	IND	215
Mian Ahmad Bilal	IND	183

NA 197
Rahimyar Khan 6

Registered voters	352,085	Turnout	41.4%
Total votes polled	146,042	EC reported	145,705
Valid votes	140,934	Rejected votes	5,108

Sardar M. Arshad Khan Leghari	PML (N)	82,565
Rais Munir Ahmad	PML	53,983
Rais Ibraheem Khalil Ahmad	IND	2,081
Shoukat Dawood	IND	1,166
Ch. M. Shafiq	IND	503
M. Talib Bhatti	MQM	479
M. Faiz-ur-Rehman	MMA	157

Gul Hayat Institute

NA 198 to 258
Sindh

NA 198
Sukkur-cum-Shikarpur 1
2002: NA 198 Sukkur 1

Registered voters	265,679	Turnout	41.4%
Total votes polled	110,060	EC reported	110,038
Valid votes	107,595	Rejected votes	2,465

Nauman Islam Sheikh	PPPP	74,086
Tahir Hussain Shah	PML	22,854
Hafiz Masroor Lateef	PML (N)	4,138
M. Asad Thanivi	JUI (S)	3,354
Munawar Ali Chuhan	MQM	1,862
Syed M. Ayub	MMA	899
Noor M. Soomro	IND	80
Sardar Mir Yakoob Ali Shah	SUP	66
Arshad	IND	56
Salman Islam Sheikh	IND	51
Taj M. Sheikh	IND	47
Farrukh Adil Sheikh	IND	24
Syed M. Fahad Rafiq Faizi	IND	23
M. Ali	IND	23
Arif Hussain	IND	21
Makhdoom Faiq Hussain	IND	11

NA 199
Sukkur-cum-Shikarpur 2
2002: NA 199 Sukkur 2

Registered voters	269,546	Turnout	48.6%
Total votes polled	130,999	EC reported	130,989
Valid votes	128,454	Rejected votes	2,545

Syed Khursheed Ahmad Shah	PPPP	93,394
Taj M. Sheikh	PML	34,204
Haji Javed Iqbal Jatt	PML (N)	250
Manzoor Ahmad Soomro	MMA	200
Abdul Mujeeb Pirzada	NPP	168
Dr. Noor M. Waseem Soomro	IND	62
Waheed Ahmad Mughal	MQM	45
Molana Nalay Mitho Sheikh	ST	38
Syed Awais Qadir Shah	IND	27
Jam Saifullah Khan Dharejo	IND	22
M. Ali Sheikh	IND	20
Hidayatullah Khan	IND	14
Tahir Hussain Shah	IND	10

NA 200
Ghotki 1

Registered voters	296,064		
Total votes polled	149,555	Turnout	50.5%
Valid votes	142,454	Rejected votes	7,101

Mian Abdul Haq alias Mian Mitho	PPPP	59,022
Khalid Ahmad Khan Lund	PML	50,223
Ali M. Khan Mehar	IND	32,532
Sanwal Khan Shar	IND	195
Jam Mahtab Hussain Dahar	IND	135
Sardar Ahmad Ali Khan Pitafi	IND	109
Ali M. Khan Juna, Adv.	PML (N)	104
Pir Bakhsh Solangi	MQM	31
Mian Farooq Ahmad	IND	27
Mir Khan Mehar	IND	21
Ziauddin Khan Chachar	IND	19
Abdul Barif Pitafi	IND	16
Hazar Khan Mehar	IND	11
Arif Hussain	IND	9

NA 201
Ghotki 2

Registered voters	282,085	Turnout	46.6%
Total votes polled	131,443	EC reported	131,439
Valid votes	127,440	Rejected votes	4,003

Ali M. Khan Mehar	IND	74,714
Sardar Ahmad Khan		

Gul Hayat Institute

alias Fayyaz Ali Khan Lund	PPPP	51,894
Nadir Ali Khan	IND	354
Syed Attaullah Shah Bukhari	PML (N)	105
Sardar Ahmad Ali Khan Pitafi	IND	92
Dr. Imam Bakhsh Khilji	MQM	80
Abdul Razzaq Khan Mehar	IND	57
Jam Saifullah Khan Dharejo	IND	50
Nadir Ali Chachar, Adv.	IND	48
Syed Ayaz Hussain Shah Bukhari	IND	46

NA 202
Shikarpur
2002: NA 202 Shikarpur 1

Registered voters	275,349		
Total votes polled	106,350	Turnout	38.6
Valid votes	101,773	Rejected votes	4,577

Aftab Shaaban Mirani	PPPP	47,379
M. Ibrahim Jatoi	NPP	39,405
Molana Abdullah Pahore	MMA	12,521
Juniad Ahmed Soomro	IND	1,577
Lal Hussain Khan Jatoi	IND	309
Syed Jehan Shah (Retired)	MQM	230
Mir Hazar Khan Bhayo	IND	185
Qazi Hafiz-ur-Rehman	IND	88
Abid Hussain Jatoi	IND	79

NA 203
Shikarpur-cum-Sukkur-cum-Larkana
2002: NA 203 Shikarpur 2

Registered voters	241,456	Turnout	51.8%
Total votes polled	132,861	EC reported	124,976
Valid votes	**129,376**	Rejected votes	3,474

Ghous Bakhsh Khan Mehar	PML	89,921
Sardar Wahid Baksh Bhayo	PPPP	39,123
Taufeeq Ahmad	IND	130
Shahnawaz Mehar	MQM	90
Faiz M. Mehar	IND	57
Agha Masihuddin Khan Durani	IND	53
Agha Sameeruddin Khan	IND	13

NA 204
Larkana
2002: NA 204 Larkana 1

Registered voters	374,350	Turnout	26.6%
Total votes polled	99,531	EC reported	99,528
Valid votes	97,697	Rejected votes	1,834

Shahid Hussain Bhutto	PPPP	81,439
Ghanwa Bhutto	PPP (SB)	12,271
Ghulam Sarwar Siyal (Babu)	PML	1,669
Sanaullah Abbasi	IND	624
Ghulam Mohyuddin Durrani, Adv.	MQM	526
Hafiz Ahmad Ali Abbasi	IND	256
Syed Pir Shah Bukhari	IND	207
Babu Sarfraz Khan Jatoi	PML (N)	184
M. Anwar Bhutto	IND	145
Mufti Abdul Nabi Langah	MMA	127
Asghar Shah Rashidi	SUP	96
Zulfiqar Qadri	IND	63
Abdul Karim Sheikh	IND	61
Safdar Ali Mithani	IND	29

NA 205
Larkana-cum-Kambar Shahdadkot
2002: NA 205 Larkana 2

Registered voters	276,839	Turnout	37.5%
Total votes polled	103,889	EC reported	103,928
Valid votes	101,146	Rejected votes	2,743

Nazir Ahmad Bughio	PPPP	72,928
Altaf Hussain Unar	PML	25,847
Molana Abdul Razzaq Abid Lakho	MMA	1,259
Sanaullah Abbasi	IND	526
Qamaruddin Bhatti	IND	294
Hameer Imdad Unar	PML (N)	98

Gul Hayat Institute

Hizbullah Bughio	IND	70
Suhail Ahmad Abbasi, Adv.	MQM	65
Abdul Ghaffar Brohi	IND	32
Ali Gohar Phulpoto	IND	16
Ali Raza Cholyani	IND	11

NA 206

Kambar Shahdadkot

2002: NA 206 Larkana 3

Registered voters	148,797		
Total votes polled	77,573	Turnout	52.1%
Valid votes	75,181	Rejected votes	2,392

Mir Amir Ali Khan Magsi	PPPP	49,524
Sardar Khan Chandio	PML	23,545
M. Siddiq Mughari	IND	1,239
M. Ishaq Tunio	IND	312
Burhan Chandio	IND	169
Ali Raza Choliyani	PML (N)	112
Gulzar Ahmad Mughari	MQM	89
Khushhal Khan Brohi	IND	70
Khalid Iqbal Memon	IND	65
Mashooq Ali Channa	IND	56

NA 207

Larkana-cum-Shikarpur-cum-Kambar Shahdadkot

2002: NA 207 Larkana 4

Elections proceedings were terminated due to assassination of Benazir Bhutto, a candidate of PPPP from the constituency. Under fresh proceedings polling was scheduled to be held on June 26, 2008. However, Faryal Talpur of PPPP returned contested.

NA 208

Jacobabad

2002: NA 208 Jacobabad 1

Registered voters	271,568	Turnout	28.3%
Total votes polled	76,792	EC reported	76,961
Valid votes	74,040	Rejected votes	2,752

Mir Ijaz Hussain Jakhrani	PPPP	52,813
Fahad Malik	PML	16,482
Illahi Bakhsh Soomro	PML (N)	3,879
Miliha Malik	IND	309
Mir Mumtaz Hussain Jakhrani	IND	150
Nadeem Brohi Bhai	MQM	109
Mir Shafqat Hussain Jakhrani	IND	80
M. Aslam Abro	IND	64
Siri Chand Lal Bhawnani	IND	60
Abdul Wali Khan Jakhrani	IND	51
M. Umar Soomro	IND	23
Mushtaq Ahmad Bhai	IND	20

NA 209

Jacobabad-cum-Kashmore

2002: NA 209 Jacobabad 2

Registered voters	283,779	Turnout	47.1%
Total votes polled	133,755	EC reported	133,553
Valid votes	131,698	Rejected votes	2,057

Mir Hazar Khan Bijarani	PPPP	111,578
Mufti Ali Hassan Buriro	MMA	12,041
Mir Naseer Khan Khoso	PML (F)	7,385
Mir Shabbir Ali Bijarani	IND	248
Anwar Ali Channa	IND	171
Anwar Siyal Bhai	MQM	123
Mola Bakhsh Khoso	IND	95
Shankar Lal Bhai	IND	57

Gul Hayat Institute

NA 210
Kashmore
2002: NA 210 Jacobabad 3

Registered voters	292,284		
Total votes polled	103,319	Turnout	35.3%
Valid votes	100,236	Rejected votes	3,083

Nasrullah Khan Bijarani	PML	56,515
Shahriyar Khan	PPPP	43,122
Sikandar Ali Mirani	PML (N)	203
Mir Ghulam Wahid alias Nasrullah Khan Sundrani	IND	106
Sardar Ghulam Sarwar Khan	IND	84
Sardar Mir Ghulam Abid Khan Sundrani	IND	80
Mir Shabir Ali Bijarani	IND	43
Khair Bakhsh Khosa	MQM	34
Ghulam Asghar Khan	IND	20
Abdul Wahid Khosa	IND	16
Manzoor Ahmad Khan	IND	13

NA 211
Naushero Feroz 1

Registered voters	381,020	Turnout	44.1%
Total votes polled	167,884	EC reported	168,176
Valid votes	164,572	Rejected votes	3,312

Ghulam Murtaza Khan Jatoi	NPP	109,319
Zulfiqar Ali Behan	PPPP	54,268
M. Akram Mughal	PML (N)	323
Saeed Ahmad Jatoi	IND	173
Zafar Ali Shah	IND	151
M. Bakhsh Almani	IND	128
Qurban Ali Behan	IND	125
Rana Nisar Ahmad	MQM	65
Yawar Abbas Bhatti	IND	13
Ali Sher s/o Abdul Haq alias Dost Muhammad	IND	7

NA 212
Naushero Feroz 2

Registered voters	376,544	Turnout	43.0%
Total votes polled	162,093	EC reported	162,084
Valid votes	158,163	Rejected votes	3,930

Zafar Ali Shah	PPPP	98,999
Syed Murad Ali Shah	PML	47,286
Asghar Ali Shah	IND	6,401
Molvi M. Idrees Soomro	MMA	2,352
Syed Zuhaib Ali Shah	IND	2,073
Syed Noor M. Shah	IND	738
M. Aslam (Retired)	MQM	136
Ghulam Ali (Retired)	IND	128
Bhale Rakhio Lakho	IND	50

NA 213
Nawabshah 1

Registered voters	350,280	Turnout	47.6%
Total votes polled	167,003	EC reported	166,725
Valid votes	162,196	Rejected votes	4,807

■ Azra Fazal Pecheho	PPPP	108,404
Syed Zahid Hussain Shah	PML (F)	47,127
Syed Sajjad Hussain Shah	PML (N)	2,528
M. Mureed Brohi	MQM	2,425
Hizbullah	MMA	1,106
Aftab Ahmad	IND	129
Ali Asghar Rind	IND	119
Zia-ul-Hassan Lanjar	IND	93
Ayaz Ahmad Arain, Adv.	IND	89
Syed Ghulam Mohyuddin Shah	IND	46
Sher M. Jamali	IND	46
Ghulam Haider Rahu	IND	45
Adil Maqsood	IND	39

Gul Hayat Institute

NA 214
Nawabshah 2

Registered voters	283,305	Turnout	47.1%
Total votes polled	136,020	EC reported	133,446
Valid votes	131,321	Rejected votes	4,699

Syed Ghulam Mustafa Shah s/o Syed Sabbir Ahmad Shah	PPPP	81,194
Khan M. Dhari	PML	47,075
Hafiz Abdul Razzaq Parhyar	MMA	1,509
Syed Ghulam Mustafa Shah s/o Syed Asadullah Shah	PML (N)	678
Dr. Bahadur Khan Dahri	IND	332
M. Munir Shah	IND	155
Ali Asghar Rind	MQM	136
Abdul Wahab	IND	88
Syed Mehmood Ahmad Shah	IND	79
Sikander Ali Keerio	IND	75

NA 215
Khairpur 1

Registered voters	362,823	Turnout	39.6%
Total votes polled	143,729	EC reported	143,724
Valid votes	140,602	Rejected votes	3,127

Nawab Ali Wassan	PPPP	98,782
Syed Javed Ali Shah	PML (F)	34,014
Abdullah Sheikh	MMA	4,045
Dr. Syed Ali Haider Shah	PML (N)	3,006
Mumtaz Ali Wassan	IND	287
Engr. Fida Hussain Wassan	IND	262
Mobeen Ahmad Phulpoto	IND	102
Abdul Qadir Solangi	MQM	60
Syed Muhib Ali Shah Lakyari, Adv.	IND	23
Irshad Jilani	IND	21

NA 216
Khairpur 2

Registered voters	378,628	Turnout	48.3%
Total votes polled	182,456	EC reported	182,708
Valid votes	**178,296**	Rejected votes	4,623

Pir Syed Sadaruddin Shah Rashdi	PML (F)	97,347
Sajid Ali Banbhan	PPPP	79,033
Syed Irshad Raza Shah Lakyari	IND	1,010
Zahid Ali	IND	185
Asghar Ali Awan	PML (N)	126
Javed Hussain Khaskheli	IND	58
Shaukat Ali Rajpar	IND	34
Mumtaz Hussain	IND	13
Mashooq Mohyuddin Shah	IND	8
M. Rafiq Bhabhan	IND	6
Noor M. Sahito	MQM	6
Noor Hussain Sakhani	IND	5
Zahoor Ali Buzdar	IND	2

NA 217
Khairpur 3

Registered voters	341,935	Turnout	40.5%
Total votes polled	138,012	EC reported	138,606
Valid votes	**132,957**	Rejected votes	4,947

Pir Syed Fazal Ali Shah Jilani	PPPP	77,125
Syed Kazim Ali Shah Lakyari	PML (F)	51,183
M. Ramzan Phulpoto	MMA	2,698
Pir Syed Ahmad Raza Shah Jilani	IND	869
Pir Syed M. Raza Shah Jilani	IND	657
Ghulam Haider Phulpoto	PML (N)	187
Irshad Bano	MQM	146
M. Dino	SUP	97
M. Bachal Khuhro	IND	72
Saadullah Mahesar	IND	31

Gul Hayat Institute

NA 218
Matiari-cum-Hyderabad
2002: NA 218 Hyderabad 1

Registered voters	264,345	Turnout	49.3%
Total votes polled	130,463	EC reported	130,319
Valid votes	127,049	Rejected votes	3,414

Makhdoom M. Ameen Faheem	PPPP	97,717
Makhdoom Shah Nawaz Qureshi	PML (N)	26,510
Peeral Majeedano	PPP (SB)	999
Rana Fateh M. Rajput	MQM	911
Syed Bachal Shah Lakiyari	IND	423
Mufti Wali Muhammad	MMA	132
Syed Shah M. Shah	IND	96
Allah Dino Hajano	IND	77
Engr. Allah Warayo Khaskheli	IND	77
Syed Ghulam Shabbir Shah	IND	76
Molana Rajab Ali Noohpoto	IND	31

NA 219
Hyderabad 1
2002: NA 219 Hyderabad 2

Registered voters	352,697		
Total votes polled	197,778	Turnout	56.1%
Valid votes	195,883	Rejected votes	1,895

Syed Tayyab Hussain	MQM	168,136
Ali M. Sehto	PPPP	25,343
Shabbir Ahmad Haideri	PML (N)	1,706
Qari Abdul Rasheed Awan (Retired)	MMA	237
Abid Ghori	IND	175
Anwar Zaib	ANP	113
Samiuddin Sajid	IND	94
Sikandar Khan	ST	79

NA 220
Hyderabad 2
2002: NA 220 Hyderabad 3

Registered voters	364,798	Turnout	48.5%
Total votes polled	176,647	EC reported	177,070
Valid votes	174,781	Rejected votes	1,866

Salahuddin	MQM	147,040
Irfan Qureshi	PPPP	24,108
Sahabzada Shabbir Hassan Ansari	PML (N)	2,215
Qari Mushtaq Ahmad Farooqi	PML	665
Sahabzada Abul Khair M. Zubair	MMA	451
M. Suleman	IND	155
M. Irfan	ST	83
Saghir Ahmad Qureshi	IND	36
Jameel Ahmad Sheikh	IND	28

NA 221
Hyderabad-cum-Matiari
2002: NA 221 Hyderabad 4

Registered voters	326,095		
Total votes polled	121,051	Turnout	37.1%
Valid votes	119,559	Rejected votes	1,492

Syed Ameer Shah Jamot	PPPP	102,737
Hussaini Shahabuddin Shah	PML	10,609
Dr. Mumtaz Ali Chandio	MQM	3,223
Syed Hussain Tariq Shah	IND	1,749
Nawab Arshad Ali Talpur	PML (N)	797
Molana Taj M. Nahiyon	MMA	330
Makhdoom Khurram	IND	86
Abdul Moeed Rajput	IND	28

Gul Hayat Institute

NA 222
Tando M. Khan-cum-Hyderabad-cum-Badin
2002: NA 222 Hyderabad 5

Registered voters	318,867	Turnout	36.5%
Total votes polled	115,690	EC reported	116,451
Valid votes	113,490	Rejected votes	2,200

Syed Naveed Qamar	PPPP	84,041
Pir Sajjad Saeed Jan Sirhandi	PML	26,391
Hafiz M. Ibrahim Soomro	MMA	2,189
Pir Salman Jan Sirhandi	IND	482
Ghulam Akbar Mallah	MQM	138
Syed Miran M. Shah	IND	134
Ayaz Ali Khaskheli	IND	55
M. Iqbal Nizamani	IND	52
Syed Ijaz Nabi Shah	IND	8

NA 223
Tando Allahyar-cum-Matiari
2002: NA 223 Hyderabad 6

Registered voters	276,836	Turnout	49.0%
Total votes polled	135,570	EC reported	135,635
Valid votes	130,876	Rejected votes	4,694

Shamshad Sattar Bachani	PPPP	84,669
■ Adeeba Gul Magsi	PML	44,502
M. Saleh Kumbhar	IND	585
Ijaz Ahmad Halepoto	PPP (SB)	195
Mehmood Qadir Khanzada	MQM	178
Mian Manzoor Hussain	PML (N)	171
Imdad Hussain Pitafi	MMA	143
Amanullah Khaskheli	IND	108
Mir M. Khokhar	IND	106
Abdul Ghani Dars	IND	62
Zulfiqar Bachani	IND	57
Ali Murad Pitafi	IND	51
Yar M. Khaskheli	IND	29
Pir Fazal Ali Shah Jilani	IND	20

NA 224
Badin-cum-Tando M. Khan 1
2002: NA 224 Badin 1

Registered voters	331,871		
Total votes polled	138,742	Turnout	41.8%
Valid votes	**130,012**	Rejected votes	8,728

Ghulam Ali Nizamani	PPPP	87,102
Ali Akbar Nizamani	PML (F)	37,369
Sardar Ghulam Mustafa Khaskheli	IND	2,141
M. Saleem	IND	1,857
Dr. Imtiaz Ahmad	PML (N)	891
Dr. Mir Abdullah Khan	IND	268
Abdul Sattar Sirewal	IND	154
M. Aleem	MQM	105
Mir Irfan Talpur	IND	78
Noor Ahmad Nizamani	IND	25
M. Hafeez Nizamani	IND	24

NA 225
Badin-cum-Tando M. Khan 2
2002: NA 225 Badin 2

Registered voters	285,471		
Total votes polled	119,615	Turnout	41.9%
Valid votes	116,844	Rejected votes	2,771

■ Dr. Fahmida Mirza	PPPP	88,983
■ Yasmeen Shah	PML	24,488
Molvi Fateh M. Maheri	IND	2,159
Abdullah Sheedi	PML (N)	372
Dr. Abdur Rehman Bhurgri	IND	339
Dr. Zulfiqar Ali Mirza	IND	157
Kamal Khan Chang	IND	156
Asghar Ali Parhiar, Adv.	MQM	79
Mirza Sohail Akbar Baig	IND	47
Ali Saleem Memon	IND	45
Shujaat Ali Shah	IND	19

Gul Hayat Institute

NA 226
Mirpurkhas-cum-Umerkot 1
2002: NA 226 Mirpurkhas 1

Registered voters	354,611	Turnout	41.8%
Total votes polled	148,118	EC reported	148,116
Valid votes	143,934	Rejected votes	4,184

Pir Aftab Hussain Shah Jilani	PPPP	78,543
Prof. Khursheed Ahmad Siddiqi	MQM	38,309
Fakir Ghulam Nabi Mangrio	PML (F)	26,385
M. Asim Afridi	IND	195
Ghulam Kibriya Rizwan, Adv.	MMA	124
Pir Shafqat Hussain Shah Jilani	IND	81
Zulfiqar Ali Junejo	IND	78
Abdul Jabbar Mari Baloch	IND	38
Syed Khadim Ali Shah	IND	37
Pir Ghous Ali Shah Jilani	IND	36
Pir Hassan Ali Shah Jilani	IND	35
Javed Ahmad Khan	IND	31
Syed Qurban Ali Shah	IND	26
Molana Inayatullah Sajid	IND	16

NA 227
Mirpurkhas-cum-Umerkot 2
2002: NA 227 Mirpurkhas 2

Registered voters	331,905	Turnout	38.9%
Total votes polled	129,987	EC reported	129,060
Valid votes	124,933	Rejected votes	5,054

Mir Munawar Ali Talpur	PPPP	82,697
Syed Qurban Ali Shah	PML	31,159
Sardar Ghulam		
Mustafa Khaskheli	PML (N)	10,359
Dr. Adnan Ahmad Bhurgri	IND	356
Shuja M. Shah	IND	143
Shabbir Ahmad Qaimkhani	MQM	91
Mir Haji M. Hayat Khan Talpur	IND	32
Ali Nawaz Shah	IND	30
Faqir Babar Khan Hur	IND	16
Jamil Ahmad Bhurgri	IND	10
Haji Ghulam Qadir Noohani	MMA	10
Mir Tariq Ali Khan Talpur	IND	10
M. Yousaf Qaimkhani	IND	5
Mir Zulfiqar Ali	IND	5
Javed Iqbal Qaimkhani	IND	4
Mir Anwar Ali Talpur	IND	4
Ch. M. Aslam Gill	IND	2

NA 228
Umerkot
2002: NA 228 Mirpurkhas 3

Registered voters	277,564	Turnout	48.4%
Total votes polled	136,944	EC reported	134,389
Valid votes	130,986	Rejected votes	5,958

Nawab M. Yousaf Talpur	PPPP	75,080
M. Qasim Soomro	IND	30,079
Pir Noor M. Shah Jilani	PML (F)	24,210
Engr. Abdul Munim Khan	PML (N)	825
Dr. Dost M. Memon	IND	312
Muzaffar Hussain Shah	IND	270
Shabbir Ahmad Khan	IND	42
Syed Ali Mardan Shah	IND	27
Azam Ali Soomro	IND	24
Poonjo Bheel, Adv.	MQM	22
Sheikh Khuda Bakhsh	IND	19
Pir Aftab Ali Shah Jilani	IND	14
Abdul Qadir Soomro	IND	14
Jiando Khan Rahimoon	IND	12
Nawab Mehmood Tehmoor Talpur	IND	12
Nadir Khan	IND	11
Mir Amanullah Talpur	IND	8
Mir Nadir Ali Talpur	IND	5

Gul Hayat Institute

NA 229
Tharparkar 1

Registered voters	256,685	Turnout	65.0%
Total votes polled	168,569	EC reported	166,922
Valid votes	164,597	Rejected votes	3,972

Arbab Zakaullah	PML	135,697
Mahesh Kumar Malhani	PPPP	28,411
Arbab Zulifqar Ali	IND	306
Arbab Haji Abdullah	PNP	111
Dr. Khatoo Mal	IND	25
Arbab Ghulam Raheem	IND	19
Dr. Manoj Kumar Malhani	IND	11
Faqir Sher M. Bilalani	IND	9
M. Mian Bajeer Vakil	IND	8

NA 230
Tharparkar 2

Registered voters	237,555	Turnout	64.2%
Total votes polled	159,142	EC reported	152,556
Valid votes	153,057	Rejected votes	6,085

Dr. Ghulam Haider Samejo	PML	109,580
Imam Ali Samejo	PPPP	43,436
Arbab Haji Abdullah	IND	12
Arbab Ali Samejo	IND	12
Sharjeel Inam Memon	IND	9
Pir Imdad Ali Shah Jilani	IND	5
Aban Ali Rahimoon	IND	1
Abdur Rehman Samejo	IND	1
M. Ali Unar	IND	1
Dr. Ghulam Rasool Samejo	IND	0
Dr. Noor M. Samejo	IND	0
M. Sohrab Samejo	IND	0
M. Siddiq Halepoto	IND	0

NA 231
Jamshoro
2002: NA 231 Dadu 1

Registered voters	492,758	Turnout	37.8%
Total votes polled	186,270	EC reported	186,259
Valid votes	**181,157**	Rejected votes	5,114

Nawab Abdul Ghani Talpur	PPPP	138,320
Syed Jalal Mehmood Shah	SUP	33,361
M. Javed	MQM	6,751
Syed M. Ali Shah	IND	862
Ali Nawaz Shoro	IND	822
Abdul Hameed Rajput	PML (N)	561
Syed Zain-ul-Abden	IND	148
Syed Ijaz Ali Shah	IND	127
Faqir Dad Khoso	IND	86
Suhail Ahmad Shoro	IND	70
Dr. Mohan Lal	IND	48

NA 232
Dadu 1
2002: NA 232 Dadu 2

Registered voters	389,936	Turnout	32.2%
Total votes polled	125,410	EC reported	125,414
Valid votes	122,176	Rejected votes	3,234

Rafiq Ahmad Jamali	PPPP	87,467
Liaqat Ali Khan Jatoi	PML	34,019
Rasheedan Akhtar Panhwar	IND	272
Shamusuddin Panhwar	PPP (SB)	173
Shafi M. Memon	IND	97
Ghulam Murtza Solangi	MQM	57
Shafi M. Channa	IND	32
Sher M. Soomro	IND	27
Zubair Ahmad Jamali	IND	20
Nisar Ahmad Panhwar	IND	12

Gul Hayat Institute

NA 233
Dadu 2
2002: NA 233 Dadu 3

Registered voters	438,137	Turnout	31%
Total votes polled	137,061	EC reported	136,667
Valid votes	134,071	Rejected votes	2,990

Talat Iqbal Mahessar	PPPP	83,493
Ihsan Ali Jatoi	PML	50,146
Syed Zahid Ali Shah	MQM	104
Tufail Ahmad Mahesar	IND	73
Moazzam Shah	IND	63
M. Yaqoob	PML (N)	60
Zafar Ali Leghari	IND	51
Qazi Mushtaq Ahmad	IND	30
Qazi Shafiq Ahmad	IND	27
Ferozuddin Narejo	IND	24

NA 234
Sanghar 1

Registered voters	230,943	Turnout	52.0%
Total votes polled	120,141	EC reported	120,130
Valid votes	116,811	Rejected votes	3,330

M. Jadam Mangrio	PML (F)	71,394
Ghulam M. Junejo alias Gul Junejo	PPPP	44,858
Aneel Gul Junejo	IND	220
Zakir Hussain Mari	PML (N)	203
Khizar Hayat	IND	43
Riaz Shar	MQM	42
M. Khan Junejo	IND	21
Pir Bakhsh Junejo	IND	15
Naseer Ahmad Qureshi	IND	15

NA 235
Sanghar-cum-Mirpurkhas-cum-Umerkot
2002: NA 235 Sanghar 2

Registered voters	201,610	Turnout	51.9%
Total votes polled	104,997	EC reported	104,630
Valid votes	101,681	Rejected votes	3,316

Ghulam Dastgir Rajar	PML (F)	68,122
Sarfaraz Rajar	PPPP	31,997
Hafiz Junaid Rajar	IND	1,247
Asghar Ali	IND	196
M. Ashraf Jatt	IND	38
Dev Das	MQM	36
Jam M. Farooq Ali	IND	18
Pir Bakhsh Junejo	IND	16
M. Waseem Qaimkhani	IND	11

NA 236
NA 236 Sanghar 2
2002: NA 236 Sanghar 3

Registered voters	286,317	Turnout	50.4%
Total votes polled	144,674	EC reported	144,371
Valid votes	141,232	Rejected votes	3,442

Roshan Din Junejo	PPPP	90,311
Jam Mashooq Ali	PML (F)	49,483
Zahid Hussain Shah	IND	871
Habib Baig Mujahid	IND	303
M. Hanif Ansari	MQM	109
Mufti M. Hanif Khoso	MMA	68
Alamgir Junejo	IND	27
M. Umer Qureshi	IND	20
Liaqat Ali Mari	IND	16
M. Khan Junejo	IND	9
Nisar Ahmad Nizamani	IND	8
Pir Bakhsh Junejo	IND	5
Salahuddin Junejo	IND	2

Gul Hayat Institute

NA 237
Thatta 1

Registered voters	431,030	Turnout	34.5%
Total votes polled	147,549	EC reported	148,754
Valid votes	141,633	Rejected votes	5,916

Dr. Abdul Wahid Soomro	PPPP	85,138
Syed Riaz Hussain Shah Sheerazi	PML	56,052
Irfan Ali Bikak	MQM	265
Imtiaz Ahmad Qureshi	IND	178

NA 238
Thatta 2

Registered voters	363,663	Turnout	39.7%
Total votes polled	144,849	EC reported	144,487
Valid votes	140,464	Rejected votes	4,385

Syed Ayaz Ali Shah Sheerazi	PML	76,812
Arbab Wazir Ahmad Memon	PPPP	62,175
Molana Abdul Ghafoor Qasimi	MMA	982
Heer Soho	MQM	495

NA 239
Karachi 1

Registered voters	312,401		
Total votes polled	113,052	Turnout	36.2%
Valid votes	110,675	Rejected votes	2,377

Abdul Qadir Patel	PPPP	56,840
Dr. K.S. Mujahid Khan Baloch	MQM	24,013
Syed Hafeezuddin	PML (N)	12,329
Qari M. Usman	MMA	5,869
Iftikhar Hussain	IND	3,980
Capt. (R) Haleem Ahmad Siddiqi	IND	3,568
Amanullah Paracha	PML	2,132
Kunwar Qutubuddin Khan	IND	909
Sardar Ghulam Mustafa Khaskhali	IND	403
Abdul Ghani Baloch	IND	146
Ali Akbar	IND	144
Haji Zahoor Ahmad	IND	123
Zar Bali Syed	IND	122
Prof. Umer Farooq Khan, Adv.	IND	97

NA 240
Karachi 2

Registered voters	279,723	Turnout	46.8%
Total votes polled	130,879	EC reported	130,896
Valid votes	130,737	Rejected votes	142

Kh. Sohail Mansoor	MQM	67,799
Abdullah Baloch	PPPP	61,017
Qari M. Usman	MMA	1,600
Shafiq Butt, Adv.	IND	121
Malik Matloob Ali Awan	ST	91
Asghar Khan	IND	65
Malik Jehanzaib Khan, Adv.	IND	44

NA 241
Karachi 3

Registered voters	268,582		
Total votes polled	147,344	Turnout	54.9%
Valid votes	145,735	Rejected votes	1,609

S.A. Iqbal Qadri	MQM	93,617
Zar Bali Syed	ANP	36,236
Dr. M. Shakir Alam	PPPP	11,544
Wazeer Ahmad Afridi	PML (N)	3,510
Rujhanullah Afridi	IND	246
Ameerzada Khan Yusufzai	IND	165
M. Yaqoob	IND	139
Dr. Ismail	IND	88
M. Gulzar Ahmad Khaliqi	IND	79
Shakeel Ahmad	IND	72
Jameel-ur-Rehman	IND	39

Gul Hayat Institute

NA 242
Karachi 4

Registered voters	296,822		
Total votes polled	178,842	Turnout	60.3%
Valid votes	177,030	Rejected votes	1,812

Dr. Abdul Qadir Khanzada	MQM	147,892
M. Afaq Khan Alias Shahid	PPPP	27,294
Shafi Ahmad	IND	1,067
Sohail Baig Noori	ST	330
Molvi Iqbal Haider	AHTP	243
Saifuddin Khalid	IND	204

NA 243
Karachi 5

Registered voters	333,290		
Total votes polled	193,864	Turnout	58.2%
Valid votes	192,133	Rejected votes	1,731

Abdul Waseem	MQM	167,764
Zafar Ahmad Siddiqi, Adv.	PPPP	22,147
Farah Awan, Adv.	PML (N)	1,862
Tariq Mehboob	IND	152
Syed Ijaz-ul-Hassan Jilani	IND	118
Ibrar Khan Baloch	IND	90

NA 244
Karachi 6

Registered voters	290,891	Turnout	64.3%
Total votes polled	187,073	EC reported	187,074
Valid votes	185,581	Rejected votes	1,492

Sheikh Salahuddin	MQM	174,044
Ghulam Qadir	PPPP	9,271
Mir Wali	MMA	1,518
Khizar-ul-Islam	PPP (S)	569
Ashiq Hussain Qureshi	IND	179

NA 245
Karachi 7

Registered voters	344,004		
Total votes polled	169,169	Turnout	49.2%
Valid votes	168,328	Rejected votes	841

Farhat M. Khan	MQM	149,157
Qazi M. Bashir	PPPP	15,392
M. Aslam Khan Khattak	PML (N)	3,275
Jumma Khan Babar	ANP	301
Din Muhammad	IND	203

NA 246
Karachi 8

Registered voters	310,045	Turnout	63.1%
Total votes polled	195,559	EC reported	195,554
Valid votes	194,278	Rejected votes	1,281

Sufyan Yousaf	MQM	186,933
Sohail Ansari	PPPP	6,741
Saifullah, Adv.	IND	604

NA 247
Karachi 9

Registered voters	303,455		
Total votes polled	184,035	Turnout	60.6%
Valid votes	182,714	Rejected votes	1,321

Dr. Nadeem Ehsan	MQM	168,007
Sathi Ishaq, Adv.	PPPP	13,963
Azeemuddin Khan	IND	193
M. Ilyas Siddiq, Adv.	MMA	484
Masood Ahmad	IND	67

Gul Hayat Institute

NA 248
Karachi 10

Registered voters	351,345		
Total votes polled	106,414	Turnout	30.3%
Valid votes	104,565	Rejected votes	1,849

Nabeel Ahmad Gabol	PPPP	84,217
Shakoor Shad	IND	9,651
Wasiullah Lakhoo	MQM	6,326
Sheikh Maqsood Ahmad	PML (N)	3,888
Ibrahim Rais, Adv.	MMA	267
M. Tahir	ST	99
Mukhtar Ali	IND	57
M. Asim Ahsan	IND	35
Ameer Khan Chandio	IND	25

NA 249
Karachi 11

Registered voters	388,099	Turnout	47.0%
Total votes polled	182,457	EC reported	182,584
Valid votes	180,748	Rejected votes	1,709

Dr. M. Farooq Sattar	MQM	103,846
Abdul Habib Memon	PPPP	73,324
Shabbir Abu Talib	MMA	3,352
Abdullah Baloch	IND	150
M. Asif Siddiqi	IND	76

NA 250
Karachi 12

Registered voters	344,657	Turnout	30.2%
Total votes polled	104,176	EC reported	104,179
Valid votes	101,731	Rejected votes	2,445

Khush Bakhat Shujaat	MQM	52,045
Dr. Mirza Ikhtiar Baig	PPPP	44,412
Saleem Zia	PML (N)	3,480
Cap. (R) Haleem Ahmad Siddiqi	IND	1,333
M. Farooq Bangash	ANP	89
M. Hanif	ST	73
Khurram M. Qamar	PQL	72
M. Ijaz Alam	IND	72
Javed Ahmad Chhatari, Adv.	IND	56
■ Begum Salma Ahmad	IND	44
Tahir Khan	IND	34
Abdul Wahab Baloch, Adv.	SUP	21

NA 251
Karachi 13

Registered voters	337,193		
Total votes polled	133,697	Turnout	39.6%
Valid votes	131,024	Rejected votes	2,673

Waseem Akhter	MQM	83,537
Mushahiduallh Khan	PML (N)	22,304
Ch. Umar Hayat Sandhu	PPPP	17,823
Irfanullah Khan Marwat	IND	6,653
Shamim Ahmad	IND	327
Sabir Gola	IND	324
Qadir Bakhsh	IND	56

NA 252
Karachi 14

Registered voters	277,553		
Total votes polled	117,550	Turnout	42.4%
Valid votes	115,287	Rejected votes	2,263

Abdul Rasheed Godil	MQM	87,280
Syed Asghar Hussain	PPPP	25,337
Hidayat-ur-Rehman	MMA	2,237
M. Yousaf Qureshi	PIT	235
Abdul Hameed Qureshi	IND	110
Wajid Nazeer	IND	88

Gul Hayat Institute

NA 253
Karachi 15

Registered voters	398,527	Turnout	39.2%
Total votes polled	155,587	EC reported	156,342
Valid votes	152,843	Rejected votes	2,744

Syed Haider Abbas Rizvi	MQM	96,973
Syed Faisal Raza Abidi	PPPP	47,101
Saboohuddin Malik	PML (N)	4,160
Molana Abdul Karim Abid	MMA	2,747
Sultan Shahab Jehangir	PML	1,025
■ Durr-e-Shahwar Pervaiz	IND	183
Qadir Khan Mandokhail, Adv.	IND	148
Syed Rizwan Ahmad	JWP	119
Syed Asghar Hussain	IND	77
Molana Dr. M. Asad Thanvi	IND	77
Kh. Ghulam Hussain	PPP (SB)	50
Hamid Idrees	ST	41
Sheikh Qasim Shah	IND	36
Khadim Hussain	IND	29
Ijaz Ali	IND	26
Col. (R) Abdul Jabbar Abbasi	IND	22
M. Bakhsh Lashari, Adv.	IND	17
Dr. M. Imtiaz Subhani	IND	12

NA 254
Karachi 16

Registered voters	309,295		
Total votes polled	155,050	Turnout	50.1%
Valid votes	153,502	Rejected votes	1,548

Dr. M. Ayub Sheikh	MQM	132,648
Syed Sohail Abrar	PPPP	14,302
Malik Akhtar Hussain Awan	PML (N)	4,965
Molana Abdul Hafiz	PMA	874
M. Javed Qadri	ST	275
Allama Shafqat-ur-Rehman	IND	218
Mansoor Khan	IND	111
Abdul Sattar Channa	IND	109

NA 255
Karachi 17

Registered voters	331,927	Turnout	57.9%
Total votes polled	192,089	EC reported	192,088
Valid votes	190,638	Rejected votes	1,451

Syed Asif Hasnain	MQM	157,971
Haji Nafees Ahmad Usmani, Adv.	PPPP	31,389
Attah M. Ansari	IND	689
Javed Iqbal Khanzada	IND	401
Shahjehan	IND	122
Mir Humayun Ali Zaidi	IND	66

NA 256
Karachi 18

Registered voters	371,067	Turnout	44.5%
Total votes polled	165,194	EC reported	165,160
Valid votes	163,868	Rejected votes	1,326

Iqbal M. Ali Khan	MQM	123,491
Mirza Maqbool Ahmad	PPPP	23,829
Zain-ul-Abideen Ansari	PML (N)	15,654
M. Siddiq Rathor	MMA	442
Brig. (R) Umair Ahmad Siddiqi	IND	245
■ Shahzia Batool	ANP	160
Iftikhar Anwar Khan	IND	47

Gul Hayat Institute

NA 257
Karachi 19

Registered voters	386,376	Turnout	48.8%
Total votes polled	185,907	EC reported	188,363
Valid votes	185,901	Rejected votes	06

Sajid Ahmad	MQM	134,498
Riaz Hussain Lund Baloch	PPPP	46,084
Faheem, Adv.	PML (N)	4,294
Sultan Khan Mandokhel	ANP	695
Sohail Shahzad	PPP (SB)	190
Zahid Iqbal	IND	75
Syed Hassan Ahmad	IND	65

NA 258
Karachi 20

Registered voters	418,663		
Total votes polled	171,807	Turnout	41.0%
Valid votes	169,235	Rejected votes	2,572

Sher M. Baloch	PPPP	134,696
Nisar Ahmad Shar	MQM	15,017
Abubakar Memon	IND	11,505
Saleemullah Khan Tarak	MMA	2,965
Molana Iqbalullah	IND	1,564
Hafiz Zardullah Khan Hassanzai	ANP	1,476
Syed Shabir Hussain Shah Lakyari	IND	967
M. Urs Khero	PML	419
Abdul Sattar Legari	IND	105
Dr. M. Ayub Baloch	IND	98
Inam-ul-Haq	IND	95
Nisar Ahmad Soomro	IND	90
Abdul Razzaq Raja	IND	65
M. Younus	IND	65
Syed Tariq Ali	IND	46
Faheem Ahmad Awan	IND	45
Syed Margoob Hussain Abidi	IND	17

NA 259 to 272
Balochistan

NA 259
Quetta

Registered voters	365,579		
Total votes polled	62,692	Turnout	17.1%
Valid votes	60,817	Rejected votes	1,875

Syed Nasir Ali Shah alias Syed Abbas	PPPP	24,936
Anwar-ul-Haq alias Anno	PML	11,387
Hafiz Fazal Muhammad	IND	6,661
Khudai Noor	PML (N)	6,617
Abdul Aziz Khan Khilji, Adv.	MMA	4,412
Khudai Dad	ANP	1,459
Lt. Gen. (R) Abdul Qadir Baloch	IND	1,150
Syed M. Fazal Agha	IND	946
■ Shaheeda Parveen	IND	704
Arshad Iqbal Jadoon	IND	607
Arbab Abdul Ghani Kasi	MQM	586
Mir Zark Khan Zehri	IND	470
■ Rubnia Babar	IND	266
M. Kashif	IND	187
Shafiq Ahmad Khan	IND	183
Abdul Khaliq Hazara	IND	88
Abdul Qadir Luni	IND	84
Syed Zahir Shahzadi	IND	74

NA 260
Quetta-cum-Chagai-cum-Nushki
2002: NA 260 Quetta-Chagai-Mastung

Registered voters	398,782	Turnout	26.0%
Total votes polled	104,772	EC reported	103,513
Valid votes	100,597	Rejected votes	4,175

Sardar Alhaj M. Umar Goragaje	PPPP	40,773
Sardar Fateh M. M. Hassani	PML	29,443

Gul Hayat Institute

Malik Sikandar Khan	MMA	19,450
Barkat Ali Thamki	HDP	3,174
Syed Zahir Shah Zaidi	IND	2,376
Engr. Noor Ahmad Khan	ANP	1,788
Allah Dad Khan Barraich	IND	1,239
Mir Abdul Ghafoor Sarparah	IND	842
M. Arif Badini	BNP (A)	485
M. Abbas	IND	358
Malik Abdur Rehman Dehwar	MQM	353
Lashkar Khan	IND	167
Abdul Ali Hazara	IND	149

NA 261
Pishin-cum-Ziarat

Registered voters	297,591	Turnout	28.7%
Total votes polled	85,011	EC reported	85,306
Valid votes	81,820	Rejected votes	3,191

Molvi Agha Muhammad	MMA	30,611
M. Sarwar Khan Kakar	PML	23,350
Syed M. Fazal Agha	IND	10,385
Dr. Taj Muhammad	IND	5,231
M. Yaqoob Ziaratwal	PPPP	4,178
Abdur Rasheed Nasir	ANP	2,355
Akhundzada Badruddin	PML (N)	1,980
Syed Fazal M. Agha	IND	1,220
Noor Khan Tareen, Adv.	IND	575
Abdul Wasay Kakar Adv.	IND	574
Abdul Ghaffar Panezai	IND	434
Kaleemullah Tareen	IND	371
Dr. Gohar Ijaz	IND	295
M. Anwar Khan Tareen	IND	149
Mufti M. Naseem	IND	77
Malik Nasrullah Khan Kakar	IND	21
Hafiz M. Musa Jan	IND	14

NA 262
Killa Abdullah

Registered voters	392,221	Turnout	34.5%
Total votes polled	137,379	EC reported	135,268
Valid votes	**136,235**	Rejected votes	1,492

Haji Rozuddin	MMA	45,590
Malik M. Usman Achakzai	ANP	44,455
Nazar M. Kakar	PPPP	27,548
Haji Janan Khan Achakzai	IND	13,114
Naseer Ahmad Kakar	PML	4,880
Syed Musavir Shah	IND	153
Abdul Shakoor, Adv.	IND	147

NA 263
Loralai-cum-Musakhel-cum-Barkhan
2002: NA 263 Loralai

Registered voters	349,596	Turnout	40.6%
Total votes polled	142,167	EC reported	141,854
Valid votes	137,762	Rejected votes	4,405

Sardar M. Israr Tareen	PML	52,818
Sardar M. Yaqoob Khan Nasir	PML (N)	34,985
Sardar Mir Baz M. Khan Khethran	PPPP	30,233
Molvi Faizullah	MMA	14,987
Sirajuddin	MQM	2,599
Mir Shahjehan Khan Khetran	IND	865
M. Asif Tareen	IND	447
Bismillah Jan	ANP	444
Yahya Khan	IND	153
Sardar Sanaullah	IND	120
Mir Sher Baz Khethran	IND	111

Gul Hayat Institute

NA 264
Zhob-cum-Sherani-cum-Killa Saifullah
2002: NA 264 Zhob-Killa Saifullah

Registered voters	222,330	Turnout	27.9%
Total votes polled	62,072	EC reported	61,952
Valid votes	58,782	Rejected votes	3,290

Molvi Asmatullah	IND	24,204
Molana Malik M. Khan Sherani	MMA	17,066
Sheikh Jafar Khan Mandokhel	PML	10,951
Mamoon Khan Kakar	ANP	2,877
Sardar Wazir Ahmed Jogezai	PPPP	2,514
Abdul Khaliq	IND	622
M. Amin Khan Jogezai	IND	329
Malik Mola Dad Khan Sherani	PML (N)	219

NA 265
Sibi-cum-Kohlu-cum-Dera Bugti-cum-Herani
2002: NA 265 Sibi-Kohlu-Dera Bugti

Registered voters	281,867		
Total votes polled	101,312	Turnout	35.9
Valid votes	99,592	Rejected votes	1,720

Mir Ahmadan Khan Bugti	PML	56,715
Mir Dostain Khan Domki	IND	17,411
Mir Jan M. Masuri	PPPP	11,484
Molvi Attaullah	MMA	7,205
Mir Baz M. Mari	IND	6,315
Nawabzada Jangaiz Khan Mari	IND	310
M. Jan Rind	MQM	152

NA 266
Nasirabad-cum-Jaffarabad
2002: NA 266 Nasirabad

Registered voters	651,356		
Total votes polled	152,123	Turnout	23.4%
Valid votes	**152,123**	Rejected votes	6,314

Taj M. Jamali	PPPP	76,556
Mir Zahoor Hussain Khan Khoso	IND	51,648
Abdur Rehman Khan Jamali	PML	6,083
Haji Mitha Khan Jattak	IND	3,027
Nasrullah Jamot	IND	1,955
Hussain Bakhsh Panhwar	MQM	1,414
Attaullah Khoso	MMA	1,371
Musharraf Ali Khan Khoso	PML (F)	998
Liaqat Ali Jamali	PML (N)	961
Mir Abdul Maajid Abro	IND	556
Syed Zulfiqar Ali Shah	IND	276
Haji Sohrab Khan Khosa	IND	255
Jafar Jamali	IND	200
Molvi Abdul Ghani	IND	183
Molana Abdul Majeed Jattak	IND	172
M. Dooran Khoso	IND	154
Dr. Sahib Jan Lashari (Retired)	IND	0

NA 267
Bolan-cum-Jhal Magsi
2002: NA 267 Kacchi

Registered voters	242,024	Turnout	46.4%
Total votes polled	113,569	EC reported	112,222
Valid votes	**111,548**	Rejected votes	2,020

Mir Humayun Aziz Kurd	IND	61,249
Sardar Yar M. Rind	PML	48,275
Shabir Ahmad	PPPP	1,115
Noor Ahmad Jamot	IND	443
Abdul Samad Shahwani (Retired)	MMA	334
Maj. (R) Aamir Aziz Kurd	IND	133

The winner later joined PPPP under the new law.

Gul Hayat Institute

NA 268
Kalat-cum-Mastung

Registered voters	210,875	Turnout	31.1%
Total votes polled	65,515	EC reported	65,505
Valid votes	62,833	Rejected votes	2,682

Dr. Ayatullah Durrani	PPPP	19,355
Sardar Sanaullah Zehri	NP	15,846
Molana Abdul Ghafoor Haideri	MMA	9,546
Prince Faisal Daood	IND	8,766
Noor Muhammad	IND	4,233
Mir Munir Ahmad Shahwani	IND	3,784
Syed Akbar Shah	BNP (A)	650
Imdad Ali Kurd	IND	282
Mir Asim Kurd	PML	188
M. Rehemdil Haleemi	IND	116
Agha Umar Ahmad Khan	IND	67

NA 269
Khuzdar

Registered voters	186,598	Turnout	33.7%
Total votes polled	62,873	EC reported	62,852
Valid votes	**58,663**	Rejected votes	4,201

M. Usman, Adv.	IND	17,609
Molvi Qamaruddin	MMA	15,938
Mir M. Ayub Jattak	NP	11,230
Mir Abdur Rehman Zehri	IND	5,276
Mir Imran Jattak	PPPP	4,986
Mir Atta-ur-Rehman Mengal	PML	1,506
Mir M. Ashraf	IND	1,189
M. Ali Rodeni	MQM	357
Faizuddin Sasoli	IND	253
Mir Ghulam Hussain Kurd	IND	164
Mir Mehrullah Khan Umrani	PML (N)	164

NA 270
Awaran-cum-Lasbela

Registered voters	247,737	Turnout	39.2%
Total votes polled	97,384	EC reported	97,197
Valid votes	92,398	Rejected votes	4,986

Jam Mir M. Yousaf	PML	50,476
Nasrullah Roonjha	PPPP	41,922

NA 271
Kharan-cum-Washuk-cum-Panjgur
2002: NA 271 Kharan-Panjgur

Registered voters	201,952	Turnout	37.9%
Total votes polled	73,870	EC reported	76,502
Valid votes	**73,871**	Rejected votes	2,546

Ehsanullah Reki	PML	22,856
Lt. Gen. (R) Abdul Qadir	IND	22,175
Mir M. Shoaib Baloch	BNP (A)	10,166
Abdul Aziz Baloch	MMA	8,419
Sabar Ali Baloch	PPPP	6,510
Khalid Ahmad Baloch, Adv.	IND	774
Mir M. Ismail M. Hassani	IND	164
Attaullah Baloch	IND	144
Mir Kulyan Khan Reki	IND	116

NA 272
Kech-cum-Gwadar

Registered voters	316,766	Turnout	33.8%
Total votes polled	107,930	EC reported	106,936
Valid votes	**107,930**	Rejected votes	3,992

Yaqoob Bizenjo	BNP (A)	61,655
Zubaida Jalal	IND	33,564
Dr. M. Haider Baloch	PPPP	3,514
Abdul Qadeer	PML (N)	2,448
Syed Sher Jan (Retired)	IND	1,520
Mufti Ahtisham-ul-Haq Asia Abadi	MMA	1,237

Gul Hayat Institute

NA 273 to 332
Reserved seats for women

Punjab

Member	Party	NA
Begum Ishrat Ashraf	PML (N)	273
Mamioona Hashmi	PML (N)	274
Qudsia Arshad	PML (N)	275
Tahira Aurangzeb	PML (N)	276
Begum Nuzhat Sadiq	PML (N)	277
Nighat Parveen Mir	PML (N)	278
Khalida Mansoor	PML (N)	279
Shahnaz Saleem	PML (N)	280
Parveen Masood Bhatti	PML (N)	281
Sabeen Rizvi	PML (N)	282
Shireen Arshad	PML (N)	283
Surriya Ashgar	PML (N)	284
Tasneem Siddiq	PML (N)	285
Nisar Tanveer	PML (N)	286
Shaheen Ashfaq	PML (N)	287
Anusha Rahman Khan	PML (N)	288
Rukhsana Bangash	PPPP	289
Shahnaz Wazir Ali	PPPP	290
Palwasha Muhammadzai	PPPP	291
Beelum Hasnain	PPPP	292
Mehreen Anwar Raja	PPPP	293
Farzana Raja	PPPP	294
Justice (R) Fakhar-un-Nisa Khokar	PPPP	295
Fauzia Habib	PPPP	296
Shakeela Khanum Rasheed	PPPP	297
Yasmeen Rehman	PPPP	298
Samina Mushtaq Pagganwala	PPPP	299
Begum Nasim Akhtar Ch.	PPPP	300
Nosheen Saeed	PML	301
Kashmala Tariq	PML	302
Begum Shahnaz Sheikh	PML	303
Dr. Donya Aziz	PML	304
Attiya Inayatullah	PML	305
Bushra Rehman	PML	306
Marvi Memon	PML	307

Sindh

Member	Party	NA
Sheher Bano (Sherry Rehman)	PPPP	308
Nafisa Shah	PPPP	309
Farah Naz Ispahani	PPPP	310
Rubina Saadat Qaimkhani	PPPP	311
Fauzia Wahab	PPPP	312
Shagufta Jumani	PPPP	313
Dr. Mahreen Razaque Bhutto	PPPP	314
Dr. Naheed Shahid Ali	MQM	315
Kishwer Zehra	MQM	316
Fouzia Ijaz M. Khan	MQM	317
Imrana Saeed Jamil	MQM	318
Shagufta Sadiq	MQM	319
Kaneez Fiza Junejo	PML	320
Reena Kumari	PML (F)	321

Pakhtunkhwa

Member	Party	NA
Bushra Gohar	ANP	322
Jameela Gailani	ANP	323
Khurshid Begum	ANP	324
Asma Alamgir	PPPP	325
Malik Mehrunnissa Afridi	PPPP	326
Farhat Begum	PPPP	327
Dr. Imtiaz Sultan Bukhari	PML (N)	328
Farzana Mushtaq	PML	329

Balochistan

Member	Party	NA
Zubaida Jalal	PML	330
Dr. Zil-e-Huma	PPPP	331
Asiya Nasir	MMA	332

Gul Hayat Institute

NA 273 to 332
Reserved seats for minorities

Successful Candidate	Party	NA
Shahbaz Bhatti	PPPP	333
Remesh Lal	PPPP	334
Lal Chand	PPPP	335
Mahesh Kumar Malani	PPPP	336
Darshan	PML (N)	337
Nelson Azeem	PML (N)	338
Araish Kumar	PML (N)	339
Akram Masih Gill	PML	340
Kishan Chana Parwni	PML	341
Manwer Lal	MQM	342

Gul Hayat Institute